

# ADAC Formel Masters

## Result List Race 3

Provisional



Hockenheim, Length: 4574 m

Air temperature: 19.1°C

Track temperature: 22.7°C

Weather condition: Dry

**DMSB** Reg. Nr.: 285/14  
Deutscher Motor Sport Bund e.V.

Sunday 5.10.2014 15:05

started : 14      classified : 13      not classified : 1

	Competitor Drivers	Sponsor Car	Laps	Total Time	Gap	Kph	Lap	Time	Kph
1	12 Lotus D.Marschall(DEU)	ADAC Nordbaden e.V. Formel ADAC	14	25:08.570		152,8	8	1:46.447	154,7
2	7 Neuhauser Racing Team T.Zimmermann(DEU)	ADAC Württemberg Formel ADAC	14	25:11.712	3.142	152,5	12	1:46.929	154,0
3	8 Neuhauser Racing Team M.Jensen(DEN)	Formel ADAC	14	25:14.434	5.864	152,2	12	1:46.062	155,3
4	2 ADAC Berlin-Brandenburg e.V. K.Schramm(DEU)	Formel ADAC	14	25:15.059	6.489	152,2	12	1:47.130	153,7
5	14 Lotus J.Eriksson(SWE)	Formel ADAC	14	25:15.631	7.061	152,1	10	1:46.439	154,7
6	19 JBR Motorsport & Engineering I.Waliko(POL)	Formel ADAC	14	25:15.665	7.095	152,1	12	1:46.287	154,9
7	3 ADAC Berlin-Brandenburg e.V. M.Dienst(DEU)	ADAC Nordbaden e.V. Formel ADAC	14	25:21.347	12.777	151,5	6	1:47.331	153,4
8	10 Schiller-Motorsport N.Menzel(DEU)	Formel ADAC	14	25:22.583	14.013	151,4	13	1:47.483	153,2
9	1 ADAC Berlin Brandenburg e.V. M.Günther(DEU)	Formel ADAC	14	25:25.281	16.711	151,1	8	1:47.077	153,8
10	11 Lotus L.Breuer(DEU)	Formel ADAC	14	25:26.029	17.459	151,1	14	1:47.183	153,6
11	9 Schiller-Motorsport F.Schiller(DEU)	ADAC Nordrhein e.V. Formel ADAC	14	25:27.513	18.943	150,9	14	1:47.560	153,1
12	18 JBR Motorsport & Engineering D.Kolkmann(DEU)	Formel ADAC	14	25:29.652	21.082	150,7	14	1:47.580	153,1
13	4 ADAC Berlin-Brandenburg e.V. G.Maggi(CHE)	Formel ADAC	14	25:43.865	35.295	149,3	5	1:48.865	151,3
<b>not classified</b>									
	15 Lotus R.Boschung(CHE)	Formel ADAC	2	3:48.529	12LAPS	144,1	2	1:50.281	149,3

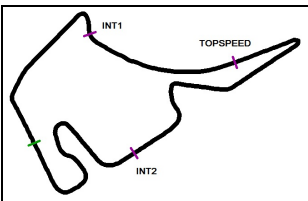
Fastest lap of the race. Car 8 driver Jensen on lap 12. Time 1:46.062, average speed 155,3 km/h.

Subject to final scrutineering!

Publications Time:

Clerk of the course:

Time Keeping:



# ADAC Formel Masters

## Lap chart Race 3

Provisional

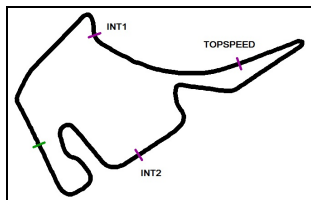


Hockenheim, Length: 4574 m

Sunday 5.10.2014 15:05

POS	1	2	3	4	5	6	7	8	9	10	11	12	13	14	15	16
LAP 1	2	7	10	14	12	3	1	19	11	8	9	15	18	4		
LAP 2	7	2	10	14	3	12	1	19	8	11	9	15	18	4		
LAP 3	7	2	10	3	12	14	1	19	8	9	18	11	4			
LAP 4	7	2	12	3	14	19	8	10	9	11	1	18	4			
LAP 5	7	2	12	3	14	19	8	10	9	1	11	18	4			
LAP 6	7	2	12	3	14	19	8	10	9	1	11	18	4			
LAP 7	7	12	2	14	3	19	8	10	9	1	11	18	4			
LAP 8	7	12	2	14	8	19	3	10	9	1	11	18	4			
LAP 9	12	7	2	14	8	19	3	10	9	1	11	18	4			
LAP 10	12	7	2	14	8	19	3	10	9	11	1	18	4			
LAP 11	12	7	2	14	8	19	3	10	1	11	9	18	4			
LAP 12	12	7	2	14	8	19	3	10	1	11	9	18	4			
LAP 13	12	7	2	8	14	19	3	10	1	11	9	18	4			
LAP 14	12	7	8	2	14	19	3	10	1	11	9	18	4			

. - PIT STOP ' - LAP BEHIND



# ADAC Formel Masters



## Lap analysis Race 3

Provisional

**DMSB** Reg. Nr.: 285/14  
Deutscher Motor Sport Bund e.V.

Hockenheim, Length: 4574 m

Air temperature: 19.1°C

Track temperature: 22.8°C

Weather condition: Dry

Sunday 5.10.2014 15:05

Lap	Time	SE1	SP1	SE2	SP2	SE3	SP3	TSP	Lap	Time	SE1	SP1	SE2	SP2	SE3	SP3	TSP
<b>1</b>	Maximilian Günther, DEU ,								<b>theoretical besttime: 1:47.060</b>								
1	1:56.539	30.566	137	52.488	171	33.485	178	211	9	1:48.466	23.502	141	51.847	<b>173</b>	33.117	178	216
2	1:49.039	23.774	141	51.815	171	33.450	<b>179</b>	215	10	1:49.222	23.382	141	52.496	172	33.344	179	215
3	1:49.340	23.719	<b>142</b>	51.725	170	33.896	145	<b>216</b>	11	1:47.651	23.506	141	51.410	172	32.735	179	214
4	1:52.133	25.463	136	53.242	168	33.428	176	208	12	1:47.499	23.653	141	51.093	172	32.753	178	209
5	1:47.884	23.586	142	51.368	172	32.930	176	211	13	1:47.524	23.467	140	51.324	172	32.733	178	210
6	1:48.219	24.000	141	51.418	171	32.801	178	210	14	1:47.166	<b>23.327</b>	141	51.120	173	32.719	177	210
7	1:47.522	23.504	140	51.229	172	32.789	177	210									
8	<b>1:47.077</b>	23.344	141	<b>51.038</b>	173	<b>32.695</b>	178	209									

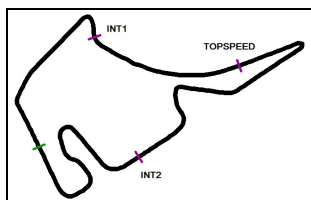
<b>2</b>	Kim Luis Schramm, DEU ,								<b>theoretical besttime: 1:47.002</b>								
1	1:54.234	28.950	140	52.036	171	33.248	176	203	9	1:47.333	23.437	<b>143</b>	51.150	173	32.746	178	208
2	1:49.238	23.908	140	52.143	172	33.187	176	203	10	1:47.400	23.486	141	51.117	173	32.797	178	210
3	1:48.307	23.777	141	51.499	173	33.031	179	208	11	1:47.376	23.407	141	51.187	173	32.782	179	208
4	1:47.491	23.310	142	51.361	173	32.820	178	209	<b>12</b>	<b>1:47.130</b>	<b>23.260</b>	141	<b>51.082</b>	173	32.788	179	210
5	1:47.618	23.689	142	51.136	172	32.793	178	209	13	1:47.181	23.388	141	51.133	<b>174</b>	<b>32.660</b>	178	210
6	1:47.719	23.511	142	51.405	173	32.803	178	209	14	1:48.873	23.352	142	52.437	172	33.084	176	210
7	1:47.756	23.431	142	51.574	173	32.751	<b>179</b>	209									
8	1:47.403	23.420	141	51.150	173	32.833	179	<b>210</b>									

<b>3</b>	Marvin Dienst, DEU ,								<b>theoretical besttime: 1:47.211</b>								
1	1:56.346	30.045	139	52.854	171	33.447	178	209	9	1:47.493	23.478	142	<b>51.053</b>	174	32.962	178	211
2	1:48.725	23.656	141	51.662	172	33.407	<b>180</b>	213	10	1:47.636	23.482	141	51.148	173	33.006	178	210
3	1:48.340	23.576	141	51.499	<b>174</b>	33.265	177	213	11	1:47.577	23.407	142	51.298	173	<b>32.872</b>	177	209
4	1:49.135	23.934	141	51.886	172	33.315	178	206	12	1:47.572	23.458	140	51.093	173	33.021	178	209
5	1:47.478	23.371	141	51.165	173	32.942	178	211	13	1:47.458	23.356	141	51.175	173	32.927	177	210
6	<b>1:47.331</b>	<b>23.286</b>	140	51.095	173	32.950	178	210	14	1:47.801	23.461	<b>142</b>	51.191	173	33.149	176	209
7	1:48.677	23.368	141	51.754	174	33.555	178	207									
8	1:49.778	23.969	140	52.597	173	33.212	178	<b>215</b>									

<b>4</b>	Giorgio Maggi, CHE ,								<b>theoretical besttime: 1:48.806</b>								
1	1:59.308	32.559	138	52.678	172	34.071	174	207	9	1:49.515	24.088	140	51.770	171	33.657	175	208
2	1:50.351	24.211	140	51.812	<b>172</b>	34.328	174	<b>211</b>	10	1:49.757	24.356	139	51.852	171	33.549	174	207
3	1:49.789	24.349	<b>140</b>	51.905	171	33.535	175	210	11	1:49.719	24.030	139	52.109	170	33.580	173	206
4	1:49.656	24.312	140	51.841	171	33.503	176	210	12	1:49.226	<b>23.935</b>	140	51.784	170	33.507	174	207
5	<b>1:48.865</b>	23.994	140	<b>51.508</b>	172	<b>33.363</b>	<b>176</b>	210	13	1:49.900	23.963	138	51.568	172	34.369	173	207
6	1:49.259	24.034	139	51.723	171	33.502	175	209	14	1:50.004	24.134	139	51.633	171	34.237	173	207
7	1:49.163	24.153	139	51.568	171	33.442	174	209									
8	1:49.353	23.997	140	51.613	171	33.743	174	208									

<b>7</b>	Tim Zimmermann, DEU ,								<b>theoretical besttime: 1:46.759</b>								
1	1:54.773	29.748	140	51.560	172	33.465	177	208	9	1:48.251	23.339	141	51.981	174	32.931	<b>180</b>	207
2	1:48.234	23.677	141	51.610	172	32.947	177	209	10	1:47.150	23.216	141	51.044	<b>174</b>	32.890	178	<b>211</b>
3	1:48.102	23.575	140	51.668	172	32.859	177	205	11	1:47.160	23.436	142	51.004	174	32.720	179	210
4	1:47.672	23.517	142	51.434	173	32.721	178	205	<b>12</b>	<b>1:46.929</b>	23.266	141	50.920	174	32.743	179	209
5	1:47.334	23.401	141	51.260	173	32.673	179	207	13	1:47.119	23.308	140	51.022	174	32.789	178	210
6	1:47.195	23.364	140	51.169	173	32.662	179	206	14	1:47.637	23.544	141	<b>50.907</b>	174	33.186	161	210
7	1:47.057	<b>23.202</b>	141	51.205	173	<b>32.650</b>	178	207									
8	1:47.099	23.211	<b>142</b>	51.200	173	32.688	179	207									

<b>8</b>	Mikkel Jensen, DEN ,								<b>theoretical besttime: 1:45.968</b>								
1	1:57.492	31.819	140	52.111	172	33.562	178	208	9	1:46.620	23.238	141	50.952	174	32.430	179	209
2	1:48.732	24.210	141	51.103	174	33.419	178	212	10	1:46.541	23.103	142	50.953	173	32.485	180	210
3	1:49.008	23.741	141	51.454	173	33.813	177	214	11	1:46.333	23.142	142	50.823	174	<b>32.368</b>	180	209
4	1:48.711	23.729	142	51.421	171	33.561	180	215	<b>12</b>	<b>1:46.062</b>	<b>22.994</b>	142	50.627	174	32.441	<b>181</b>	212
5	1:47.792	23.603	141	51.561	171	32.628	180	212	13	1:46.899	23.284	141	50.648	<b>175</b>	32.967	180	215
6	1:46.693	23.239	<b>143</b>	<b>50.606</b>	175	32.848	178	213	14	1:47.500	23.135	142	51.613	172	32.752	178	215
7	1:48.133	23.335	142	51.169	175	33.629	180	216									
8	1:47.918	23.821	141	51.476	172	32.621	180	<b>216</b>									



# ADAC Formel Masters



## Lap analysis Race 3

Provisional

Hockenheim, Length: 4574 m

Air temperature: 19.1°C

Track temperature: 22.8°C

Weather condition: Dry

**DMSB** Reg. Nr.: 285/14  
Deutscher Motor Sport Bund e.V.

Sunday 5.10.2014 15:05

Lap	Time	SE1	SP1	SE2	SP2	SE3	SP3	TSP	Lap	Time	SE1	SP1	SE2	SP2	SE3	SP3	TSP
-----	------	-----	-----	-----	-----	-----	-----	-----	-----	------	-----	-----	-----	-----	-----	-----	-----

### 9 Fabian Schiller, DEU ,

theoretical besttime: 1:47.219

1	1:57.986	32.041	139	52.100	173	33.845	175	212	9	1:48.850	23.952	140	51.836	172	33.062	178	210
2	1:50.161	24.663	139	51.920	171	33.578	178	<b>212</b>	10	1:48.799	23.512	141	52.454	172	<b>32.833</b>	177	210
3	1:48.403	23.766	140	51.483	172	33.154	174	210	11	1:49.737	23.729	141	52.543	172	33.465	<b>179</b>	207
4	1:49.064	23.945	138	52.094	172	33.025	178	208	12	1:47.641	23.655	141	<b>50.983</b>	172	33.003	<b>178</b>	212
5	1:48.073	23.667	140	51.463	173	32.943	178	209	13	1:47.976	23.536	141	51.462	172	32.978	178	211
6	1:47.754	<b>23.403</b>	141	51.472	172	32.879	178	209	<b>14</b>	<b>1:47.560</b>	23.532	<b>142</b>	51.178	<b>173</b>	32.850	176	210
7	1:47.628	23.451	141	51.249	173	32.928	178	210									
8	1:47.881	23.500	141	51.295	173	33.086	178	211									

### 10 Nico Menzel, DEU ,

theoretical besttime: 1:47.124

1	1:55.328	29.516	138	52.434	172	33.378	177	205	9	1:47.755	23.449	141	51.182	173	33.124	179	214
2	1:49.173	23.901	140	52.118	172	33.154	177	207	10	1:47.842	23.621	140	51.132	174	33.089	178	212
3	1:48.358	23.589	141	51.860	173	<b>32.909</b>	177	207	11	1:47.721	23.524	141	51.243	174	32.954	178	212
4	1:51.403	24.466	139	53.039	169	33.898	<b>179</b>	209	12	1:47.516	23.419	141	<b>50.949</b>	174	33.148	178	212
5	1:48.320	23.693	141	51.441	174	33.186	178	<b>215</b>	<b>13</b>	<b>1:47.483</b>	23.320	141	50.971	174	33.192	177	213
6	1:47.776	23.317	141	51.184	173	33.275	178	211	14	1:47.949	23.492	<b>141</b>	51.184	174	33.273	177	212
7	1:47.545	<b>23.266</b>	140	51.200	173	33.079	178	210									
8	1:48.414	23.378	140	51.444	<b>174</b>	33.592	178	212									

### 11 Luis-Enrique Breuer, DEU ,

theoretical besttime: 1:47.073

1	1:57.347	30.939	138	52.426	172	33.982	163	214	9	1:47.613	23.384	140	51.140	173	33.089	<b>178</b>	211
2	1:50.463	25.159	139	51.971	171	33.333	176	211	10	1:48.287	23.299	140	51.744	174	33.244	178	213
3	1:49.843	23.525	141	53.207	173	33.111	177	209	11	1:48.882	23.473	141	52.132	171	33.277	178	212
4	1:48.897	23.781	141	51.499	<b>175</b>	33.617	176	<b>217</b>	12	1:47.342	23.327	142	50.887	174	33.128	178	214
5	1:48.421	23.389	141	51.155	174	33.877	174	213	13	1:47.471	<b>23.181</b>	141	51.076	<b>175</b>	33.214	177	214
6	1:49.116	24.618	140	51.261	173	33.237	176	212	<b>14</b>	<b>1:47.183</b>	23.274	<b>142</b>	<b>50.879</b>	174	33.030	175	213
7	1:47.789	23.683	140	51.093	172	<b>33.013</b>	177	211									
8	1:47.375	23.363	141	50.939	173	33.073	178	211									

### 12 Dennis Marschall, DEU ,

theoretical besttime: 1:46.237

1	1:55.982	30.365	141	52.220	172	33.397	179	211	9	1:46.611	23.056	142	51.036	173	32.519	179	212
2	1:49.441	23.700	141	52.288	172	33.453	179	214	10	1:46.489	<b>23.027</b>	141	50.980	173	32.482	179	208
3	1:48.326	23.649	142	51.795	172	32.882	179	215	11	1:46.510	23.130	141	50.914	174	<b>32.466</b>	179	208
4	1:48.274	23.758	<b>142</b>	51.663	172	32.853	178	210	12	1:46.676	23.055	141	51.007	174	32.614	178	208
5	1:46.754	23.234	142	50.950	174	32.570	179	210	13	1:46.737	23.102	141	50.990	174	32.645	178	208
6	1:46.595	23.133	142	50.837	<b>175</b>	32.625	<b>180</b>	210	14	1:47.233	23.279	141	50.940	174	33.014	170	208
7	1:46.495	23.090	142	50.763	174	32.642	179	<b>215</b>									
8	<b>1:46.447</b>	23.096	142	<b>50.744</b>	175	32.607	180	210									

### 14 Joel Eriksson, SWE ,

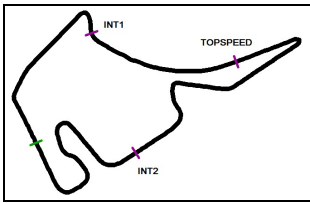
theoretical besttime: 1:46.166

1	1:55.618	30.240	140	52.095	172	33.283	177	213	9	1:46.680	23.147	142	50.911	173	32.622	178	208
2	1:49.277	23.793	141	52.186	170	33.298	178	208	<b>10</b>	<b>1:46.439</b>	<b>23.036</b>	141	50.879	174	<b>32.524</b>	178	209
3	1:49.731	23.440	140	52.832	169	33.459	175	210	11	1:46.838	23.279	142	50.882	174	32.677	178	211
4	1:48.659	23.428	<b>142</b>	51.921	171	33.310	178	213	12	1:46.903	23.259	141	<b>50.606</b>	<b>175</b>	33.038	179	212
5	1:47.477	23.298	141	51.356	173	32.823	179	211	13	1:47.942	23.340	141	51.003	173	33.599	177	<b>214</b>
6	1:46.977	23.198	141	50.907	174	32.872	<b>180</b>	212	14	1:48.157	23.207	142	51.493	174	33.457	175	213
7	1:48.030	23.264	142	51.388	172	33.378	177	212									
8	1:46.903	23.225	141	51.035	173	32.643	178	208									

### 15 Ralph Boschung, CHE ,

theoretical besttime: 1:49.928

1	1:58.248	32.310	138	52.198	171	33.740	<b>177</b>	211									
2	<b>1:50.281</b>	24.095	140	<b>52.386</b>	<b>172</b>	<b>33.800</b>	176	207									



# ADAC Formel Masters

## Lap analysis Race 3

Provisional



Hockenheim, Length: 4574 m

Air temperature: 19.1°C

Track temperature: 22.8°C

Weather condition: Dry

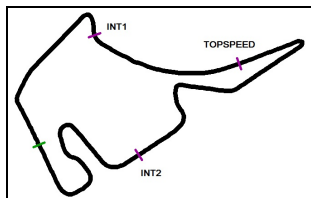


Reg. Nr.: 285/14

Sunday 5.10.2014 15:05

Lap	Time	SE1	SP1	SE2	SP2	SE3	SP3	TSP	Lap	Time	SE1	SP1	SE2	SP2	SE3	SP3	TSP
<b>18</b>	David Kolkmann, DEU ,								<b>theoretical besttime: 1:47.580</b>								
1	1:58.782	32.805	140	52.097	172	33.880	177	213	9	1:48.317	23.889	142	51.007	174	33.421	178	212
2	1:50.139	24.084	142	52.198	173	33.857	178		10	1:48.259	23.974	142	51.028	175	33.257	178	211
3	1:48.382	24.011	142	51.073	174	33.298	178	214	11	1:48.196	23.822	142	51.065	175	33.309	178	211
4	1:50.138	23.873	141	51.628	174	34.637	172	<b>216</b>	12	1:48.095	23.873	142	50.858	174	33.364	177	213
5	1:48.911	24.416	141	51.078	174	33.417	178	213	13	1:47.857	23.816	143	50.876	175	33.165	177	213
6	1:48.454	24.047	141	50.995	174	33.412	<b>179</b>	214	<b>14</b>	<b>1:47.580</b>	<b>23.696</b>	<b>143</b>	<b>50.758</b>	<b>175</b>	<b>33.126</b>	176	213
7	1:48.238	23.783	142	51.121	175	33.334	177	214									
8	1:48.304	23.831	142	51.071	175	33.402	178	212									

Lap	Time	SE1	SP1	SE2	SP2	SE3	SP3	TSP	Lap	Time	SE1	SP1	SE2	SP2	SE3	SP3	TSP
<b>19</b>	Igor Waliiko, POL ,								<b>theoretical besttime: 1:46.137</b>								
1	1:57.346	31.377	140	52.170	172	33.799	175	<b>217</b>	9	1:46.645	23.331	142	50.722	175	<b>32.592</b>	180	214
2	1:48.592	23.967	142	51.136	176	33.489	180	213	10	1:46.594	<b>23.156</b>	143	50.698	176	32.740	178	215
3	1:49.060	23.759	142	51.587	173	33.714	176	215	11	1:46.361	23.220	143	50.472	176	32.669	<b>181</b>	215
4	1:48.554	23.553	143	51.498	175	33.503	180	215	<b>12</b>	<b>1:46.287</b>	23.267	<b>144</b>	<b>50.389</b>	176	32.631	181	215
5	1:47.634	23.422	143	51.114	<b>176</b>	33.098	180	214	13	1:46.891	23.228	144	50.453	176	33.210	179	216
6	1:46.879	23.338	143	50.741	176	32.800	181	214	14	1:47.866	23.262	142	51.294	175	33.310	178	214
7	1:48.276	23.449	143	51.204	174	33.623	180	215									
8	1:48.680	23.844	143	51.844	174	32.992	180	214									



# ADAC Formel Masters

## Vmax list Race 3

Provisional



Hockenheim, Length: 4574 m

Air temperature: 19.1°C

Track temperature: 22.7°C

Weather condition: Dry

**DMSB** Reg. Nr.: 285/14  
Deutscher Motor Sport Bund e.V.

Sunday 5.10.2014 15:05

Nr	Team, Car, Driver, Nat	Top speed
11	<b>Lotus, Formel ADAC</b> Breuer Luis-Enrique , DEU	216,65 km/h
19	<b>JBR Motorsport &amp; Engineering, Formel ADAC</b> Walilko Igor , POL	216,61 km/h
8	<b>Neuhauser Racing Team, Formel ADAC</b> Jensen Mikkel , DEN	215,91 km/h
18	<b>JBR Motorsport &amp; Engineering, Formel ADAC</b> Kolkmann David , DEU	215,74 km/h
1	<b>Mücke-Motorsport, Formel ADAC</b> Günther Maximilian , DEU	215,66 km/h
3	<b>Mücke-Motorsport, Formel ADAC</b> Dienst Marvin , DEU	215,31 km/h
12	<b>Lotus, Formel ADAC</b> Marschall Dennis , DEU	215,27 km/h
10	<b>Schiller-Motorsport, Formel ADAC</b> Menzel Nico , DEU	214,58 km/h
15	<b>Lotus, Formel ADAC</b> Boschung Ralph , CHE	213,82 km/h
14	<b>Lotus, Formel ADAC</b> Eriksson Joel , SWE	213,52 km/h
9	<b>Schiller-Motorsport, Formel ADAC</b> Schiller Fabian , DEU	212,43 km/h
4	<b>Mücke-Motorsport, Formel ADAC</b> Maggi Giorgio , CHE	211,47 km/h
7	<b>Neuhauser Racing Team, Formel ADAC</b> Zimmermann Tim , DEU	210,53 km/h
2	<b>Mücke-Motorsport, Formel ADAC</b> Schramm Kim Luis , DEU	210,28 km/h