

ADAC GT Masters

Results Race 2

Provisional



Hockenheim, Length: 4574 m

Air temperature: 16.7°C

Track temperature: 19.5°C

Weather condition: Dry



Reg. Nr.: 285/14

Amended

5.10.2014 - 17:04

Sunday 5.10.2014 12:00

started : 25 classified : 19 not classified : 6

	Drivers	Team	Car	Laps	Total Time	Gap	Kph	Lap	Time	Kph
1	1 A.Wirth/D.Keilwitz	Callaway Competition	Corvette Z06.R GT3	34	1:00:27.906		154,3	6	1:40.907	163,2
2	3 C.Engelhart/J.van Lagen	GW IT Racing Team Schütz Motors	Porsche 911 GT3 R	34	1:00:28.773	0.867	154,3	4	1:41.070	162,9
3	27 L.Stolz/M.Götz	H.T.P. Motorsport	Mercedes-Benz SLS AMG GT3	34	1:00:30.220	2.314	154,2	7	1:41.362	162,5
4	8 R.Renauer/M.Ragginger	TONINO Team Herberth	Porsche 911 GT3 R	34	1:00:31.531	3.625	154,2	5	1:41.369	162,4
5	19 C.Hürtgen/D.Baumann	PIXUM Team Schubert	BMW Z4 GT3	34	1:00:32.058	4.152	154,1	8	1:41.069	162,9
6	10 K.van der Linde/R.Rast	Prosperia C. Abt Racing	Audi R8 LMS ultra	34	1:00:32.180	4.274	154,1	10	1:41.426	162,3
7	2 P.Assenheimer/D.Alessi	Callaway Competition	Corvette Z06.R GT3	34	1:00:34.250	6.344	154,1	18	1:41.361	162,5
8	24 A.von Thurn und Taxis/T.Engel	Reiter Engineering	Chevrolet Camaro GT	34	1:00:35.088	7.182	154,0	7	1:41.851	161,7
9	21 L.Ludwig/H.Schlegelmilch	BKK Mobil Oil Zakspeed	Mercedes-Benz SLS AMG GT3	34	1:00:37.620	9.714	153,9	10	1:41.842	161,7
10	17 R.Lips(*G*)/L.Marionek	Callaway Competition	Corvette Z06.R GT3	34	1:00:38.422	10.516	153,9	12	1:41.694	161,9
11	7 H.Handlos(*G*)/A.Renauer	TONINO Team Herberth	Porsche 911 GT3 R	34	1:00:39.266	11.360	153,8	8	1:41.690	161,9
12	100 F.Stoll/D.Dobitsch	kfzteile24 APR Motorsport	Audi R8 LMS ultra	34	1:00:39.555	11.649	153,8	25	1:41.691	161,9
13	4 A.Wossos(*G*)/W.Nathan(*G*)	GW IT Racing Team Schütz Motors	Porsche 911 GT3 R	34	1:00:41.211	13.305	153,8	6	1:43.099	159,7
14	11 C.Jöns/N.Thiim	Prosperia C. Abt Racing	Audi R8 LMS ultra	34	1:01:09.810	41.904	152,6	20	1:42.006	161,4
15	33 C.Dupre/T.Schöffler	Dupre Motorsport Engineering	Audi R8 LMS ultra	33	58:54.445	1 LAP	153,7	16	1:41.817	161,7
16	14 F.Spengler/A.Parente	MRS GT-Racing	McLaren MP4-12C GT3	33	58:54.770	1 LAP	153,7	16	1:41.486	162,3
17	20 M.Sandritter/J.Klingmann	PIXUM Team Schubert	BMW Z4 GT3	33	1:00:38.771	1 LAP	149,3	12	1:41.919	161,6
18	18 T.Seiler(*G*)/A.Simonsen	Callaway Competition	Corvette Z06.R GT3	28	51:13.524	6LAPS	150,0	5	1:40.770	163,4
19	9 D.Jöst(*G*)/F.Scholze(*G*)	TONINO Team Herberth	Porsche 911 GT3 R	27	47:42.543	7LAPS	155,3	22	1:42.455	160,7
not classified										
	23 M.Engel/J.Seyffarth	ROWE Racing	Mercedes-Benz SLS AMG GT3	22	38:32.484	12LAPS	156,7	19	1:41.577	162,1
	13 D.Jahn/S.Barth	RWT Racing Team	Corvette Z06.R GT3	16	30:20.252	18LAPS	144,7	10	1:42.181	161,1
	5 N.Morcom/R.Lukas	Farnbacher Racing	Porsche 911 GT3 R	8	14:30.229	26LAPS	151,4	4	1:42.576	160,5
	22 N.Bastian/J.Alguersuari	ROWE Racing	Mercedes-Benz SLS AMG GT3	7	13:00.554	27LAPS	147,7	3	1:42.244	161,1
	16 P.Geipel/R.Frey	YACO Racing	Audi R8 LMS ultra	1	1:52.351	33LAPS				
excluded										
	6 S.Asch/P.Frommenwiler	Farnbacher Racing	Porsche 911 GT3 R							

Fastest lap of the race. Car 18 driver Simonsen on lap 5. Time 1:40.770, average speed 163,4 km/h.

Following stewards decision no. 70 exclusion for car no. 6

Following stewards decision no. 73 drive trough penalty in exchange a time penalty of 30 seconds for car no.11

Following stewards decision no. 72 - 1s penalty for the car no.10

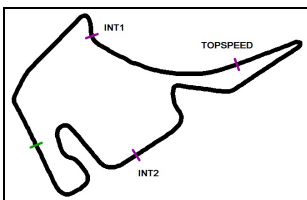
(*G*) marks the gentlemen driver

Subject to final scrutineering!

Publications Time:

Clerk of the course:

Time Keeping:



ADAC GT Masters

Lap chart Race 2

Provisional

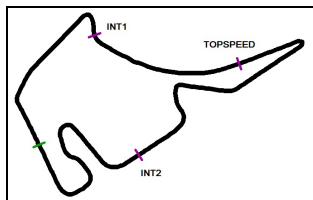


Hockenheim, Length: 4574 m

Sunday 5.10.2014 12:00

POS	1	2	3	4	5	6	7	8	9	10	11	12	13	14	15	16	17	18	19	20	21	22	23	24	25	26	27
LAP 1	1	18	19	10	3	2	27	8	7	23	13	33	20	24	100	16	22	21	6	9	5	11	14	4	17		
LAP 2	1	18	19	3	10	27	2	8	7	23	13	24	20	100	33	21	6	22	9	11	5	14	4	17			
LAP 3	1	18	19	3	27	10	8	2	7	23	13	24	20	100	33	21	22	6	9	11	5	14	17	4			
LAP 4	1	18	19	3	27	10	8	2	7	23	13	24	20	100	33	21	22	6	9	11	5	14	17	4			
LAP 5	1	18	19	3	27	10	8	2	7	23	24	13	20	100	33	6	9	11	22	5	14	17	4	21			
LAP 6	1	18	19	3	27	10	8	2	7	23	24	13	33	100	6	11	22	9	14	5	17	4	21	20			
LAP 7	1	18	19	3	27	10	8	2	7	23	24	13	33	6	11	9	14	5	17	4	100	21	20	.22			
LAP 8	1	18	19	3	27	10	8	2	7	23	24	13	33	6	11	9	14	17	4	21	20	.5	100				
LAP 9	1	18	19	3	27	10	8	2	7	23	24	13	33	6	11	14	9	17	4	21	20	100					
LAP 10	1	18	19	3	27	10	8	2	7	23	24	13	33	6	11	14	17	9	4	21	20	100					
LAP 11	1	18	19	3	27	10	8	2	7	23	24	13	33	6	11	14	17	9	4	21	20	100					
LAP 12	1	18	19	3	27	10	8	2	7	23	24	13	33	6	11	14	17	9	4	21	20	100					
LAP 13	1	18	19	3	27	10	8	2	7	23	24	33	13	6	11	14	17	9	21	20	4	100					
LAP 14	1	18	19	3	27	10	8	2	7	23	24	33	6	11	14	17	.13	9	21	20	4	100					
LAP 15	1	18	19	3	27	10	8	2	7	24	.23	33	14	17	.6	.11	.9	.21	.20	.4	100	.13					
LAP 16	1	18	19	3	27	10	8	2	24	.7	33	14	17	23	100	6	11	9	21'	20'	4'	.13'					
LAP 17	1	18	19	3	27	10	8	2	24	33	14	17	23	7	6	100	11	9'	21'	20'	4'						
LAP 18	1	18	19	3	27	10	8	2	24	33	.14	.17	23	7	6	11	9'	21'	4'	20'	100'						
LAP 19	1	18	19	27	10	.3	8	.2	24	33	23	7	6	14	11	17	21'	9'	4'	20'	100'						
LAP 20	.1	.18	.19	.27	.10	.8	.24	.33	3	2	23	.7	6	14	11	17	21	9	4	20	100						
LAP 21	1	18	19	3	27	10	8	2	23	24	6	14	11	.17	7	21	9	33	4	20	100						
LAP 22	1	18	19	3	27	10	8	2	23	24	6	14	11	7	21	9	33	17	4	20	100						
LAP 23	1	18	19	3	27	10	8	2	24	6	14	11	7	21	9	33	17	4	100	.20'							
LAP 24	1	18	19	3	27	10	8	2	24	6	14	11	7	21	9	17	33	4	100	20'							
LAP 25	1	18	19	3	27	10	8	2	24	6	14	11	7	21	9	17	33	4	100	20'							
LAP 26	1	19	3	27	10	8	2	24	6	14	11	7	21	9	17	33	4	100	18'	20'							
LAP 27	1	19	3	27	10	8	2	24	6	14	11	7	21	9	17	33	4	100	18'	20'							
LAP 28	1	19	3	27	10	8	2	24	6	14	11	7	21	17	33	4	100	18'	20'								
LAP 29	1	3	27	19	10	8	2	24	6	11	7	21	17	33	4	14	100	20'									
LAP 30	1	3	27	19	10	8	2	24	7	21	17	33	4	14	100	11	20'										
LAP 31	1	3	27	19	10	8	2	24	7	21	17	33	4	14	100	11	20'										
LAP 32	1	3	27	19	10	8	2	24	7	21	17	33	4	14	100	11	20'										
LAP 33	1	3	27	10	8	19	2	24	17	21	7	33	14	100	11	4	20'										
LAP 34	1	3	27	10	8	19	2	24	21	17	7	100	11	4													

. - PIT STOP ' - LAP BEHIND



ADAC GT Masters

Lap analysis Race 2

Provisional



Hockenheim, Length: 4574 m

Air temperature: 16.8°C

Track temperature: 19.6°C

Weather condition: Dry



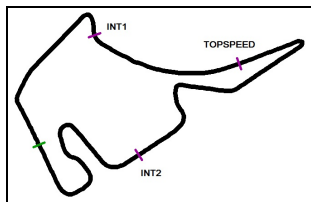
Reg. Nr.: 285/14

Sunday 5.10.2014 12:00

Lap	Time	SE1	SP1	SE2	SP2	SE3	SP3	TSP	Lap	Time	SE1	SP1	SE2	SP2	SE3	SP3	TSP
1		Andreas Wirth, DEU/ Daniel Keilwitz, DEU										theoretical besttime: 1:40.757					
1	1:44.838	25.769	158	46.591	193	32.478	206	257	19	1:41.602	22.604	163	46.454	194	32.544	206	262
2	1:41.169	22.504	161	46.309	194	32.356	205	258	20	1:45.879	22.531	162	46.467	191	36.881		263
3	1:41.540	22.728	156	46.427	193	32.385	205	258	21	2:38.247	1:18.720	161	46.535	192	32.992	205	260
4	1:41.008	22.410	162	46.278	194	32.320	206	259	22	1:42.623	22.717	161	46.625	190	33.281	204	261
5	1:40.934	22.302	162	46.246	193	32.386	206	259	23	1:42.729	22.820	163	46.635	192	33.274	202	261
6	1:40.907	22.301	162	46.310	194	32.296	207	259	24	1:42.593	22.772	162	46.549	189	33.272	205	261
7	1:41.047	22.404	163	46.340	193	32.303	207	259	25	1:42.414	22.812	160	46.573	190	33.029	205	261
8	1:41.111	22.398	162	46.272	194	32.441	207	259	26	1:42.232	22.765	161	46.500	192	32.967	207	260
9	1:41.232	22.492	162	46.328	193	32.412	206	259	27	1:42.673	22.714	163	46.524	192	33.435	206	261
10	1:40.944	22.403	162	46.197	194	32.344	206	259	28	2:32.834	25.327	114	1:21.714	126	45.793	204	125
11	1:41.145	22.566	162	46.224	194	32.355	207	259	29	1:42.072	22.823	160	46.501	192	32.748	200	261
12	1:41.003	22.416	161	46.160	193	32.427	206	260	30	1:41.886	22.613	163	46.398	193	32.875	206	262
13	1:41.130	22.497	162	46.248	194	32.385	206	260	31	1:57.767	22.743	162	54.554	140	40.470	142	262
14	1:41.565	22.593	162	46.506	193	32.466	206	260	32	2:22.936	31.776	113	1:06.117	159	45.043	206	167
15	1:41.334	22.495	163	46.372	193	32.467	206	261	33	1:42.067	22.809	160	46.443	193	32.815	208	261
16	1:41.234	22.526	162	46.231	193	32.477	206	260	34	1:42.148	22.562	162	46.297	192	33.289	205	262
17	1:41.550	22.505	163	46.309	192	32.736	204	262									
18	1:41.513	22.556	162	46.436	192	32.521	207	262									

2		Patrick Assenheimer, DEU/ Diego Alessi, ITA										theoretical besttime: 1:41.225					
1	1:48.692	27.244	138	48.059	192	33.389	199	254	19	1:45.583	22.437	160	46.294	193	36.852		265
2	1:43.786	22.685	159	46.787	192	34.314	199	262	20	2:39.066	1:18.494	159	46.991	192	33.581	202	262
3	1:43.319	22.805	163	46.738	194	33.776	202	264	21	1:42.822	22.942	162	46.706	193	33.174	203	264
4	1:42.523	22.899	162	46.519	194	33.105	203	264	22	1:42.911	22.925	163	46.635	193	33.351	204	264
5	1:41.795	22.575	161	46.102	194	33.118	203	264	23	1:44.462	22.779	161	47.104	189	34.579	200	264
6	1:41.730	22.526	162	46.161	194	33.043	203	264	24	1:44.611	23.153	162	47.035	191	34.423	202	264
7	1:41.500	22.537	163	46.085	194	32.878	204	263	25	1:43.267	22.726	163	46.965	192	33.576	203	263
8	1:41.572	22.503	162	46.210	194	32.859	203	263	26	1:43.149	23.016	163	46.590	192	33.543	203	262
9	1:41.532	22.345	162	46.156	195	33.031	203	264	27	1:47.074	22.869	159	48.646	183	35.559	199	263
10	1:41.854	22.504	162	46.245	194	33.105	203	263	28	2:07.230	23.900	157	1:00.202	84	43.128	202	221
11	1:41.921	22.730	162	46.208	194	32.983	203	263	29	1:44.947	23.171	152	47.858	188	33.918	203	266
12	1:41.715	22.609	164	46.102	194	33.004	204	264	30	1:43.386	22.923	161	46.974	189	33.489	202	265
13	1:41.386	22.373	163	46.074	194	32.939	204	264	31	1:53.397	22.770	160	51.394	168	39.233	129	215
14	1:42.075	22.514	164	46.358	194	33.203	203	263	32	2:22.665	33.937	141	1:05.685	115	43.043	201	168
15	1:41.562	22.596	163	46.025	195	32.941	203	263	33	1:44.737	22.963	158	48.099	191	33.675	203	262
16	1:41.441	22.462	163	46.124	194	32.855	204	264	34	1:43.293	22.836	162	46.797	190	33.660	202	265
17	1:41.886	22.565	162	46.264	194	33.057	204	265									
18	1:41.361	22.367	163	46.042	195	32.952	205	264									

3		Christian Engelhart, DEU/ Jaap van Lagen, NLD										theoretical besttime: 1:41.001					
1	1:47.717	26.832	145	47.908	190	32.977	203	253	19	1:46.290	22.638	160	46.633	193	37.019		257
2	1:43.542	22.510	159	47.378	188	33.654	202	256	20	2:36.819	1:17.169	159	46.747	191	32.903	201	255
3	1:41.554	22.445	160	46.631	193	32.478	202	254	21	1:42.439	22.602	160	46.849	190	32.988	202	255
4	1:41.070	22.373	161	46.381	192	32.316	202	254	22	1:41.831	22.499	162	46.627	191	32.705	202	257
5	1:41.325	22.472	159	46.443	194	32.410	202	255	23	1:41.929	22.585	161	46.609	191	32.735	202	257
6	1:41.153	22.384	159	46.321	193	32.448	202	256	24	1:42.234	22.603	160	46.606	190	33.025	202	258
7	1:41.445	22.501	159	46.522	193	32.422	202	256	25	1:42.048	22.698	161	46.769	190	32.581	203	257
8	1:41.162	22.364	161	46.399	193	32.399	202	255	26	1:41.990	22.542	161	46.610	190	32.838	203	256
9	1:41.515	22.477	160	46.529	193	32.509	202	254	27	1:44.703	22.620	161	47.034	190	35.049	199	257
10	1:41.528	22.409	160	46.512	193	32.607	201	254	28	2:23.944	23.844	144	1:15.990	101	44.110	202	106
11	1:41.391	22.475	160	46.431	194	32.485	201	254	29	1:42.352	22.818	159	46.812	192	32.722	202	257
12	1:41.520	22.505	160	46.402	193	32.613	201	255	30	1:41.986	22.693	162	46.699	192	32.594	203	258
13	1:41.645	22.565	161	46.531	191	32.549	201	255	31	1:56.974	22.639	162	54.094	147	40.241	135	258
14	1:41.548	22.505	160	46.542	192	32.501	203	254	32	2:22.824	32.516	138	1:05.789	149	44.519	201	168
15	1:41.812	22.466	160	46.589	193	32.757	198	255	33	1:42.340	22.661	162	46.655	191	33.024	202	257
16	1:41.916	22.717	160	46.527	193	32.672	202	255	34	1:42.279	22.742	161	46.681	190	32.856	203	258
17	1:41.960	22.519	160	46.745	191	32.696	201	256									
18	1:41.988	22.536	160	46.721	190	32.731	202	257									



ADAC GT Masters



Lap analysis Race 2

Provisional

DMSB Reg. Nr.: 285/14
Deutscher Motor Sport Bund e.V.

Hockenheim, Length: 4574 m

Air temperature: 16.8°C

Track temperature: 19.6°C

Weather condition: Dry

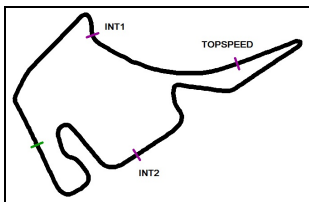
Sunday 5.10.2014 12:00

Lap	Time	SE1	SP1	SE2	SP2	SE3	SP3	TSP	Lap	Time	SE1	SP1	SE2	SP2	SE3	SP3	TSP
4 Antonios Wossos, GRC/ Wolf Nathan, NLD								theoretical besttime: 1:42.795									
1	1:55.238	32.939	158	48.577	187	33.722	199	255	19	1:43.733	22.987	160	47.106	188	33.640	198	254
2	1:45.062	23.579	159	48.166	189	33.317	199	256	20	1:43.772	23.234	159	47.178	189	33.360	198	252
3	1:44.214	23.328	158	47.636	190	33.250	200	252	21	1:43.775	23.159	160	47.062	187	33.554	197	253
4	1:43.492	23.040	158	47.194	190	33.258	200	254	22	1:43.522	23.051	159	47.136	189	33.335	198	253
5	1:43.651	23.096	159	46.951	190	33.604	200	255	23	1:43.925	23.092	159	47.170	188	33.663	197	253
6	1:43.099	22.792	159	46.926	191	33.381	198	254	24	1:43.526	23.180	160	46.864	187	33.482	198	254
7	1:44.001	23.427	158	47.219	191	33.355	199	253	25	1:43.547	23.084	160	47.202	189	33.261	198	253
8	1:43.290	23.081	158	47.038	191	33.171	199	253	26	1:44.036	23.024	159	47.043	188	33.969	198	253
9	1:43.117	22.807	156	46.949	190	33.361	199	253	27	1:44.993	23.514	160	47.210	189	34.269	198	254
10	1:43.151	22.908	158	47.104	190	33.139	199	253	28	1:44.507	23.524	160	47.439	190	33.544	200	255
11	1:43.810	22.975	154	47.283	189	33.552	200	252	29	1:43.546	23.188	161	46.899	189	33.459	199	255
12	1:43.162	22.895	157	47.054	191	33.213	200	252	30	1:44.882	23.114	159	47.460	190	34.308	197	256
13	1:45.434	23.089	156	48.335	188	34.010	200	252	31	1:47.225	24.397	142	48.702	189	34.126	199	242
14	1:43.652	23.276	157	47.223	191	33.153	200	254	32	2:05.743	23.596	159	1:01.400	105	40.747	200	154
15	1:50.285	23.843	158	47.711	188	38.731		254	33	1:46.510	23.981	152	49.140	186	33.389	201	255
16	2:46.279	1:23.727	138	48.427	188	34.125	199	244	34	1:45.178	23.946	117	48.031	190	33.201	198	251
17	1:43.776	23.276	159	47.059	187	33.441	198	255									
18	1:44.078	23.325	158	47.221	187	33.532	199	254									

5 Nathan Morcom, AUS/ Robert Lukas, POL								theoretical besttime: 1:42.393									
1	1:54.408	31.555	157	48.190	189	34.663	198	254	5	1:43.084	22.656	159	47.271	188	33.157	199	257
2	1:44.849	23.333	157	48.249	188	33.267	198	250	6	1:43.927	22.765	159	47.977	189	33.185	200	258
3	1:43.189	23.166	159	47.039	191	32.984	199	256	7	1:44.473	23.348	159	46.969	190	34.156	198	257
4	1:42.576	22.839	159	46.869	190	32.868	200	258	8	2:13.723	24.953	124	59.554	145	49.216		211

6 Sebastian Asch, DEU/ Philipp Frommenwiler, CHE								theoretical besttime: 1:41.768									
1	1:53.614	29.529	154	49.905	186	34.180	199	263	16	2:37.533	1:17.968	158	46.710	189	32.855	202	253
2	1:43.956	23.261	157	47.521	189	33.174	201	255	17	1:42.221	22.640	159	46.568	189	33.013	200	255
3	1:43.114	22.918	157	47.274	190	32.922	200	258	18	1:42.409	22.626	160	46.697	189	33.086	198	255
4	1:42.641	22.872	159	46.832	190	32.937	201	256	19	1:42.789	23.020	159	46.895	189	32.874	201	256
5	1:42.051	22.718	160	46.468	191	32.865	200	258	20	1:42.379	22.725	159	46.726	190	32.928	200	254
6	1:43.721	22.643	160	47.286	190	33.792	201	257	21	1:42.464	22.734	160	46.779	189	32.951	200	255
7	1:42.665	22.773	160	47.027	191	32.865	201	258	22	1:42.477	22.761	160	46.854	189	32.862	202	256
8	1:42.255	22.509	159	46.904	191	32.842	199	254	23	1:42.176	22.606	160	46.562	189	33.008	199	256
9	1:42.370	22.743	160	46.729	191	32.898	201	254	24	1:42.747	22.769	160	46.700	187	33.278	200	255
10	1:42.183	22.672	159	46.691	190	32.820	200	254	25	1:42.451	22.687	160	46.708	190	33.056	200	255
11	1:42.155	22.689	160	46.585	190	32.881	200	254	26	1:42.391	22.620	160	46.754	190	33.017	201	256
12	1:42.130	22.690	160	46.649	189	32.791	201	254	27	1:44.025	22.844	159	47.122	187	34.059	200	255
13	1:42.373	22.670	160	46.623	190	33.080	201	257	28	2:02.464	23.399	159	56.058	95	43.007	197	256
14	1:42.687	22.953	158	46.848	189	32.886	200	255	29	1:44.270	22.998	159	47.600	187	33.672	200	260
15	1:46.659	22.850	159	46.689	192	37.120		254									

7 Herbert Handlos, AUT/ Alfred Renauer, DEU								theoretical besttime: 1:41.492									
1	1:49.613	28.043	151	48.307	188	33.263	201	252	19	1:43.699	22.920	156	47.318	190	33.461	200	256
2	1:43.414	22.827	159	46.995	190	33.592	201	257	20	1:48.737	23.431	161	47.287	188	38.019		256
3	1:42.903	23.149	161	46.563	190	33.191	201	257	21	1:55.524	35.150	163	46.784	191	33.590	198	256
4	1:42.558	23.132	159	46.498	192	32.928	202	256	22	1:43.524	22.796	160	47.158	189	33.570	200	255
5	1:42.009	22.718	160	46.402	191	32.889	201	259	23	1:43.235	22.806	161	46.971	189	33.458	200	256
6	1:41.968	22.529	160	46.648	190	32.791	199	255	24	1:43.676	23.056	159	46.854	190	33.766	200	257
7	1:42.044	22.584	159	46.619	190	32.841	201	256	25	1:43.158	22.933	160	46.822	190	33.403	201	256
8	1:41.690	22.415	159	46.553	191	32.722	200	253	26	1:43.104	22.691	157	46.908	192	33.505	201	256
9	1:41.757	22.571	159	46.495	191	32.691	201	254	27	1:48.488	22.911	153	49.347	186	36.230	166	229
10	1:42.077	22.703	159	46.629	189	32.745	200	255	28	1:49.435	27.418	153	48.222	189	33.795	199	241
11	1:41.976	22.670	160	46.631	191	32.675	200	255	29	1:43.637	22.974	156	47.179	188	33.484	199	257
12	1:41.936	22.523	160	46.665	190	32.748	201	256	30	1:43.262	22.804	159	46.777	188	33.681	192	259
13	1:41.990	22.681	159	46.537	190	32.772	200	256	31	1:46.972	23.511	155	48.050	189	35.411	167	255
14	1:41.942	22.634	160	46.592	192	32.716	201	255	32	2:21.931	33.806	146	1:05.647	134	42.478	201	146
15	1:42.322	22.685	160	46.612	191	33.025	200	254	33	1:45.535	23.917	150	47.812	190	33.806	200	260
16	1:46.908	22.746	159	46.580	191	37.582		255	34	1:46.425	23.257	150	48.937	188	34.231	200	260



ADAC GT Masters



Lap analysis Race 2

Provisional



Reg. Nr.: 285/14

Hockenheim, Length: 4574 m

Air temperature: 16.8°C

Track temperature: 19.6°C

Weather condition: Dry

Sunday 5.10.2014 12:00

Lap	Time	SE1	SP1	SE2	SP2	SE3	SP3	TSP	Lap	Time	SE1	SP1	SE2	SP2	SE3	SP3	TSP
17	2:37.901	1:17.263	159	47.083	190	33.555	198	257									
18	1:43.916	22.952	160	47.257	190	33.707	199	258									

8 Robert Renauer, DEU/ Martin Ragginger, AUT

theoretical besttime: 1:41.253

1	1:49.270	27.552	151	48.480	189	33.238	198	248	19	1:42.009	22.687	159	46.510	189	32.812	199	255
2	1:43.456	22.787	159	46.777	191	33.892	198	254	20	1:46.361	22.466	159	46.579	189	37.316		254
3	1:42.760	22.874	160	46.684	189	33.202	199	254	21	2:36.923	1:17.193	157	46.913	191	32.817	199	255
4	1:41.618	22.476	158	46.599	190	32.543	200	254	22	1:42.124	22.631	158	46.696	191	32.797	200	255
5	1:41.369	22.443	159	46.382	191	32.544	200	255	23	1:42.594	22.344	159	47.471	189	32.779	201	257
6	1:41.471	22.397	159	46.446	191	32.628	200	254	24	1:42.588	22.711	157	46.913	191	32.964	200	256
7	1:41.659	22.485	158	46.584	190	32.590	200	254	25	1:42.274	22.672	158	46.858	190	32.744	201	256
8	1:41.482	22.444	159	46.511	190	32.527	200	254	26	1:42.386	22.713	159	46.853	190	32.820	200	256
9	1:41.541	22.450	158	46.537	190	32.554	200	254	27	1:46.268	22.773	159	47.619	186	35.876	196	255
10	1:41.667	22.549	158	46.488	190	32.630	200	254	28	2:17.206	23.427	159	1:10.608	84	43.171	198	152
11	1:41.673	22.612	158	46.476	189	32.585	200	253	29	1:44.409	23.424	159	47.907	189	33.078	201	257
12	1:41.558	22.522	160	46.489	189	32.547	201	254	30	1:42.968	22.842	159	47.141	190	32.985	200	257
13	1:41.550	22.453	160	46.491	190	32.606	199	255	31	1:54.627	22.686	159	52.206	154	39.735	123	233
14	1:41.659	22.468	159	46.584	190	32.607	201	254	32	2:22.575	33.460	157	1:05.866	116	43.249	199	173
15	1:41.649	22.578	159	46.490	191	32.581	201	254	33	1:43.061	23.070	155	47.081	190	32.910	200	255
16	1:41.799	22.476	158	46.632	190	32.691	201	255	34	1:42.763	22.743	160	46.858	192	33.162	198	256
17	1:42.124	22.762	159	46.553	191	32.809	200	256									
18	1:42.090	22.647	159	46.651	189	32.792	200	254									

9 Dominic Jöst, DEU/ Florian Scholze, DEU

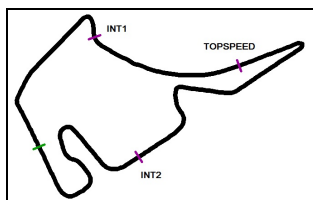
theoretical besttime: 1:42.234

1	1:54.176	30.844	157	48.734	187	34.598	198	255	15	1:49.031	23.205	160	47.069	191	38.757		253
2	1:44.454	23.225	155	47.972	189	33.257	199	255	16	2:37.431	1:17.373	159	47.036	189	33.022	199	251
3	1:43.002	22.946	160	46.849	191	33.207	198	256	17	1:44.180	23.911	159	47.282	189	32.987	200	254
4	1:42.506	22.802	160	46.757	190	32.947	201	256	18	1:43.732	23.274	160	47.494	190	32.964	199	254
5	1:42.662	22.915	161	46.754	192	32.993	200	257	19	1:44.846	23.115	160	48.424	187	33.307	198	252
6	1:44.427	23.360	147	47.962	191	33.105	201	257	20	1:42.999	22.914	160	46.903	190	33.182	199	253
7	1:43.902	23.440	160	47.039	190	33.423	200	254	21	1:43.571	22.809	160	46.976	188	33.786	196	254
8	1:42.801	23.136	160	46.784	191	32.881	200	253	22	1:42.455	22.862	159	46.760	191	32.833	198	253
9	1:43.521	23.340	160	47.075	191	33.106	200	256	23	1:42.600	22.929	160	46.781	189	32.890	199	253
10	1:43.512	23.117	160	47.451	191	32.944	200	253	24	1:42.477	22.810	160	46.697	191	32.970	198	254
11	1:42.922	23.178	161	46.712	192	33.032	200	255	25	1:42.671	22.863	157	46.945	189	32.863	199	253
12	1:43.236	23.050	162	47.194	191	32.992	200	255	26	1:42.938	22.999	160	46.829	191	33.110	200	253
13	1:42.733	22.939	161	46.862	191	32.932	200	254	27	1:46.769	22.704	158	48.274	188	35.791	170	254
14	1:42.989	22.904	161	47.077	191	33.008	200	253									

10 Kelvin van der Linde, ZAF/ Rene Rast, DEU

theoretical besttime: 1:41.314

1	1:47.301	26.657	152	47.739	189	32.905	199	253	19	1:42.064	22.977	158	46.596	191	32.491	200	256
2	1:44.336	22.551	157	47.770	187	34.015	196	250	20	1:46.605	22.681	158	46.816	190	37.108		256
3	1:42.834	22.873	158	47.036	190	32.925	199	254	21	2:37.338	1:17.541	157	47.001	189	32.796	199	254
4	1:41.726	22.619	158	46.553	191	32.554	201	253	22	1:42.496	22.683	157	46.791	189	33.022	199	255
5	1:41.579	22.555	158	46.572	191	32.452	201	253	23	1:42.973	22.659	156	47.417	190	32.897	200	255
6	1:41.566	22.519	158	46.688	191	32.359	201	253	24	1:42.348	22.705	156	46.831	189	32.812	200	255
7	1:41.464	22.493	158	46.568	191	32.403	199	254	25	1:42.499	22.742	156	46.961	189	32.796	200	254
8	1:41.439	22.503	157	46.627	192	32.309	202	253	26	1:42.146	22.614	158	46.856	189	32.676	201	254
9	1:41.437	22.510	156	46.600	192	32.327	201	254	27	1:45.711	22.543	156	47.177	186	35.991	197	255
10	1:41.426	22.552	157	46.565	191	32.309	202	253	28	2:18.140	23.696	148	1:10.640	98	43.804	197	155
11	1:41.649	22.481	157	46.524	191	32.644	197	254	29	1:44.275	22.980	157	48.152	188	33.143	200	257
12	1:41.559	22.582	158	46.553	191	32.424	200	254	30	1:42.815	22.904	158	46.985	190	32.926	201	255
13	1:41.624	22.524	158	46.692	189	32.408	201	255	31	1:54.607	22.653	159	52.191	144	39.763	128	232
14	1:41.709	22.519	158	46.645	191	32.545	201	255	32	2:22.703	33.320	141	1:05.782	127	43.601	199	191
15	1:41.612	22.522	158	46.677	192	32.413	201	255	33	1:42.944	23.023	157	46.914	191	33.007	199	255
16	1:41.817	22.536	158	46.747	192	32.534	200	254	34	1:42.879	22.787	159	46.933	190	33.159	184	257
17	1:41.795	22.758	158	46.614	190	32.423	202	255									
18	1:41.764	22.508	158	46.756	191	32.500	201	255									



ADAC GT Masters

Lap analysis Race 2

Provisional



Hockenheim, Length: 4574 m

Air temperature: 16.8°C

Track temperature: 19.6°C

Weather condition: Dry

DMSB Reg. Nr.: 285/14
Deutscher Motor Sport Bund e.V.

Sunday 5.10.2014 12:00

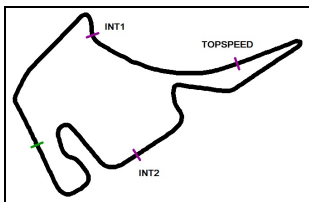
Lap	Time	SE1	SP1	SE2	SP2	SE3	SP3	TSP	Lap	Time	SE1	SP1	SE2	SP2	SE3	SP3	TSP
11	Christer Jöns, DEU/ Nicki Thiim, DNK								theoretical besttime: 1:41.656								
1	1:54.660	32.311	157	48.347	187	34.002	197	253	19	1:43.635	22.783	158	47.208	189	33.644	197	253
2	1:44.372	23.379	158	47.647	188	33.346	194	253	20	1:42.006	22.653	158	46.919	188	32.434	198	253
3	1:42.984	23.035	157	46.988	189	32.961	196	254	21	1:42.062	22.521	158	46.840	189	32.701	199	253
4	1:42.572	22.848	158	46.794	190	32.930	197	254	22	1:42.524	22.581	157	46.996	189	32.947	199	255
5	1:42.547	22.716	157	46.868	190	32.963	198	256	23	1:43.133	22.903	158	47.011	188	33.219	195	255
6	1:42.406	22.740	157	46.827	190	32.839	197	254	24	1:43.050	22.824	157	47.264	189	32.962	199	255
7	1:42.694	22.764	155	46.965	190	32.965	195	254	25	1:43.042	22.813	158	47.041	188	33.188	198	254
8	1:42.150	22.633	156	46.845	189	32.672	199	252	26	1:43.022	22.895	157	46.917	188	33.210	198	253
9	1:42.407	22.671	158	46.837	188	32.899	198	254	27	1:45.673	23.116	157	48.395	187	34.162	193	239
10	1:42.251	22.682	158	46.881	190	32.688	198	254	28	1:56.884	23.455	157	50.873	94	42.556	199	252
11	1:42.178	22.621	158	46.885	190	32.672	199	254	29	1:44.246	23.116	158	47.341	187	33.789	198	255
12	1:42.144	22.688	157	46.858	191	32.598	200	254	30	2:20.452	22.779	157	47.033	191	1:10.640	194	253
13	1:42.331	22.659	158	46.701	189	32.971	196	255	31	1:43.440	23.530	158	47.184	189	32.726	197	252
14	1:42.677	22.771	158	46.968	190	32.938	198	255	32	1:58.396	23.233	158	55.171	86	39.992	198	252
15	1:47.017	22.758	157	46.878	190	37.381		254	33	1:44.643	23.301	157	48.071	188	33.271	200	259
16	2:37.854	1:18.345	158	46.909	190	32.600	199	251	34	1:44.542	23.579	144	48.258	190	32.705	201	247
17	1:43.035	22.576	158	47.024	189	33.435	198	253									
18	1:42.781	22.719	157	47.267	188	32.795	197	251									

Lap	Time	SE1	SP1	SE2	SP2	SE3	SP3	TSP	Lap	Time	SE1	SP1	SE2	SP2	SE3	SP3	TSP
13	David Jahn, DEU/ Sven Barth, DEU								theoretical besttime: 1:42.009								
1	1:50.331	28.525	132	48.267	189	33.539	201	263	9	1:42.275	22.677	160	46.566	192	33.032	202	260
2	1:43.365	22.880	159	47.420	191	33.065	201	260	10	1:42.181	22.681	160	46.462	192	33.038	202	260
3	1:43.214	23.145	162	47.005	190	33.064	200	263	11	1:42.320	22.714	161	46.615	192	32.991	202	260
4	1:42.849	22.801	161	47.040	192	33.008	202	264	12	1:43.385	22.692	162	47.296	189	33.397	199	261
5	1:43.194	22.780	160	47.231	191	33.183	203	258	13	1:44.754	22.817	160	47.201	191	34.736	200	260
6	1:42.288	22.759	160	46.512	193	33.017	203	263	14	1:51.790	23.956	148	48.058	190	39.776		258
7	1:42.541	22.637	161	46.451	192	33.453	201	263	15	2:30.502	1:03.532	159	47.875	188	39.095		257
8	1:42.226	22.773	160	46.532	193	32.921	202	261	16	3:33.037	1:53.022	158	-				256

Lap	Time	SE1	SP1	SE2	SP2	SE3	SP3	TSP	Lap	Time	SE1	SP1	SE2	SP2	SE3	SP3	TSP
14	Florian Spengler, DEU/ Alvaro Parente, PRT								theoretical besttime: 1:41.485								
1	1:54.857	31.981	156	48.884	189	33.992	198	258	18	1:46.371	22.667	157	46.578	192	37.126		258
2	1:44.734	23.383	160	48.062	191	33.289	200	259	19	2:38.222	1:17.778	156	47.183	189	33.261	200	257
3	1:43.236	23.125	159	47.181	191	32.930	201	261	20	1:42.673	22.841	158	46.689	190	33.143	200	257
4	1:42.924	22.824	157	47.095	190	33.005	201	260	21	1:42.734	22.796	158	46.676	190	33.262	200	257
5	1:43.199	22.605	158	47.655	191	32.939	200	260	22	1:42.756	22.814	158	46.712	191	33.230	201	258
6	1:42.699	22.536	159	47.100	191	33.063	202	261	23	1:43.092	22.879	157	46.698	189	33.515	199	258
7	1:43.994	23.398	158	46.985	190	33.611	200	258	24	1:42.954	22.858	157	46.834	189	33.262	200	258
8	1:42.722	22.952	158	46.909	191	32.861	201	257	25	1:43.191	22.898	158	46.981	190	33.312	201	258
9	1:41.941	22.651	156	46.610	192	32.680	201	257	26	1:43.080	22.839	158	46.819	190	33.422	200	257
10	1:41.971	22.594	157	46.634	192	32.743	200	257	27	1:44.173	22.949	158	46.995	189	34.229	199	258
11	1:41.749	22.581	157	46.428	192	32.740	199	258	28	1:58.255	23.284	159	52.221	95	42.750	200	258
12	1:41.853	22.495	158	46.542	192	32.816	201	258	29	2:14.261	23.339	159	47.211	190	1:03.711	198	259
13	1:41.942	22.602	158	46.522	192	32.818	200	258	30	1:42.594	22.793	159	46.654	191	33.147	200	258
14	1:42.834	22.747	158	46.521	192	33.566	201	259	31	1:43.715	22.924	161	46.782	190	34.009	198	260
15	1:42.055	22.676	156	46.614	192	32.765	201	258	32	2:05.695	23.837	159	1:01.107	102	40.751	199	139
16	1:41.486	22.460	158	46.429	193	32.597	201	258	33	1:44.814	23.256	159	47.727	189	33.831	201	261
17	1:41.994	22.688	158	46.497	192	32.809	201	258									

Lap	Time	SE1	SP1	SE2	SP2	SE3	SP3	TSP	Lap	Time	SE1	SP1	SE2	SP2	SE3	SP3	TSP
16	Philip Geipel, DEU/ Rahel Frey, CHE								theoretical besttime:								
1	1:52.351	28.801	144	49.737	189	33.813	198	256									

Lap	Time	SE1	SP1	SE2	SP2	SE3	SP3	TSP	Lap	Time	SE1	SP1	SE2	SP2	SE3	SP3	TSP
17	Remo Lips, CHE/ Lennart Marioneck, DEU								theoretical besttime: 1:41.495								
1	1:58.605	38.783	162	46.755	192	33.067	202	259	19	2:37.929	1:15.702	161	47.221	191	35.006	203	263
2	1:42.238	22.788	163	46.508	194	32.942	204	262	20	1:43.397	23.281	161	46.847	190	33.269	200	262
3	1:42.673	23.070	162	46.686	193	32.917	203	263	21	1:49.555	23.394	162	46.593	190	39.568		262
4	1:42.983	22.757	161	47.206	192	33.020	204	265	22	1:55.725	35.917	162	46.629	191	33.179	202	262
5	1:43.041	22.552	162	47.428	193	33.061	203	266	23	1:43.941	23.258	159	46.771	192	33.912	201	261
6	1:43.211	22.467	162	47.097	193	33.647	203	267	24	1:43.668	23.302	160	46.754	191	33.612	202	261



ADAC GT Masters

Lap analysis Race 2



Provisional

Hockenheim, Length: 4574 m

Air temperature: 16.8°C

Track temperature: 19.6°C

Weather condition: Dry

DMSB Reg. Nr.: 285/14
Deutscher Motor Sport Bund e.V.

Sunday 5.10.2014 12:00

Lap	Time	SE1	SP1	SE2	SP2	SE3	SP3	TSP	Lap	Time	SE1	SP1	SE2	SP2	SE3	SP3	TSP
7	1:44.077	23.247	163	46.865	193	33.965	202	264	25	1:42.932	22.990	162	46.687	191	33.255	202	260
8	1:42.888	23.039	162	46.879	193	32.970	202	263	26	1:43.136	22.940	161	46.801	191	33.395	202	260
9	1:42.232	22.687	160	46.531	192	33.014	204	262	27	1:45.185	23.918	159	47.034	190	34.233	201	260
10	1:42.218	22.806	163	46.633	193	32.779	203	261	28	1:46.273	23.399	163	49.525	190	33.349	201	262
11	1:42.310	22.618	162	46.316	193	33.376	203	262	29	1:43.175	22.981	161	46.798	190	33.396	202	262
12	1:41.694	22.546	163	46.361	193	32.787	204	262	30	1:43.039	22.902	161	46.616	192	33.521	202	263
13	1:41.953	22.583	162	46.345	194	33.025	203	262	31	1:43.778	23.137	159	46.965	190	33.676	199	261
14	1:41.945	22.831	163	46.402	195	32.712	204	262	32	2:21.316	34.838	147	1:05.043	117	41.435	199	162
15	1:42.210	22.637	162	46.436	191	33.137	204	263	33	1:44.008	23.201	154	47.049	190	33.758	202	263
16	1:42.213	22.702	162	46.428	193	33.083	203	262	34	1:46.280	23.635	138	48.434	188	34.211	202	263
17	1:41.849	22.646	163	46.352	193	32.851	204	262									
18	1:46.745	22.818	162	46.570	193	37.357		262									

18 Toni Seiler, CHE/ Andreas Simonsen, SWE

theoretical besttime: **1:40.582**

1	1:45.691	26.144	155	46.929	192	32.618	203	260	16	1:41.072	22.410	163	46.110	195	32.552	204	264
2	1:40.984	22.376	163	46.089	194	32.519	203	262	17	1:41.535	22.514	164	46.211	194	32.810	203	265
3	1:41.452	22.556	163	46.328	193	32.568	203	260	18	1:41.693	22.791	162	46.175	194	32.727	204	265
4	1:40.997	22.478	163	46.004	195	32.515	204	262	19	1:41.373	22.520	164	46.242	193	32.611	204	265
5	1:40.770	22.311	164	46.128	194	32.331	202	262	20	1:46.065	22.503	164	46.327	193	37.235		265
6	1:41.001	22.387	164	46.183	194	32.431	203	263	21	2:40.088	1:19.402	155	47.221	191	33.465	201	262
7	1:41.147	22.427	164	46.157	194	32.563	202	261	22	1:43.267	22.972	163	46.601	189	33.694	203	263
8	1:40.913	22.331	162	46.101	194	32.481	204	263	23	1:43.121	22.759	162	46.754	191	33.608	204	263
9	1:41.484	22.555	163	46.195	194	32.734	203	260	24	1:42.703	22.785	161	46.449	189	33.469	203	264
10	1:41.120	22.419	163	46.153	194	32.548	203	262	25	1:42.560	22.843	163	46.586	193	33.131	204	264
11	1:40.930	22.488	163	45.940	194	32.502	204	262	26	4:16.048	22.930	163	47.333	190	3:05.785	161	263
12	1:40.856	22.389	163	46.034	194	32.433	204	263	27	1:48.763	26.004	149	48.805	190	33.954	202	259
13	1:41.289	22.407	164	46.262	194	32.620	203	263	28	1:43.735	23.122	153	47.071	192	33.542	203	263
14	1:41.382	22.542	163	46.255	194	32.585	203	263									
15	1:41.485	22.505	163	46.302	194	32.678	205	263									

19 Claudia Hürtgen, DEU/ Dominik Baumann, AUT

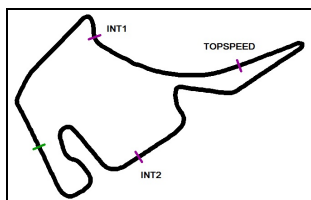
theoretical besttime: **1:40.940**

1	1:46.526	26.381	149	47.432	190	32.713	198	251	19	1:41.997	22.660	156	46.665	192	32.672	201	253
2	1:41.495	22.378	158	46.605	193	32.512	199	251	20	1:46.012	22.664	159	46.949	190	36.399		258
3	1:41.901	22.851	156	46.773	192	32.277	201	251	21	2:37.652	1:17.844	159	46.938	192	32.870	200	255
4	1:41.385	22.494	158	46.605	193	32.286	202	250	22	1:42.359	22.685	159	46.956	191	32.718	200	254
5	1:41.131	22.334	158	46.487	194	32.310	200	252	23	1:42.221	22.567	159	46.909	190	32.745	200	255
6	1:41.188	22.407	158	46.567	194	32.214	201	252	24	1:42.368	22.667	158	46.825	191	32.876	202	257
7	1:41.124	22.359	158	46.479	193	32.286	201	251	25	1:42.363	22.827	159	46.810	191	32.726	200	256
8	1:41.069	22.342	160	46.540	193	32.187	202	253	26	1:43.875	22.797	159	47.112	190	33.966	199	257
9	1:41.509	22.306	160	46.964	191	32.239	203	254	27	1:45.111	22.764	158	47.109	190	35.238	190	252
10	1:41.438	22.353	160	46.590	191	32.495	200	251	28	2:25.131	24.589	127	1:15.798	95	44.744	198	132
11	1:41.347	22.474	159	46.447	192	32.426	201	252	29	1:44.703	23.556	154	48.045	187	33.102	199	251
12	1:41.293	22.421	159	46.464	191	32.408	202	253	30	1:42.470	22.792	158	46.943	190	32.735	200	254
13	1:41.375	22.392	159	46.743	193	32.240	203	252	31	1:55.445	22.773	157	52.568	154	40.104	141	254
14	1:41.375	22.418	158	46.717	192	32.240	202	254	32	2:22.730	33.144	135	1:05.717	123	43.869	200	188
15	1:41.639	22.572	157	46.728	193	32.339	202	251	33	1:44.342	23.610	150	48.028	188	32.704	200	253
16	1:41.591	22.483	159	46.684	192	32.424	201	252	34	1:42.668	22.738	156	47.070	190	32.860	198	255
17	1:41.723	22.426	158	46.713	192	32.584	202	256									
18	1:41.502	22.402	159	46.618	193	32.482	200	255									

20 Max Sandritter, DEU/ Jens Klingmann, DEU

theoretical besttime: **1:41.720**

1	1:51.200	28.381	148	49.137	188	33.682	198	255	18	2:04.118	22.721	151	1:08.062	190	33.335	200	235
2	1:43.439	22.788	154	47.405	190	33.246	197	254	19	1:42.834	22.843	156	46.942	192	33.049	199	255
3	1:43.045	23.263	158	46.840	190	32.942	200	257	20	1:43.356	22.959	159	47.041	191	33.356	200	254
4	1:42.944	22.802	158	46.994	191	33.148	200	257	21	1:43.731	22.816	157	47.154	190	33.761	198	252
5	1:42.618	22.689	158	46.802	191	33.127	199	256	22	1:43.649	22.909	158	47.296	189	33.444	199	252
6	2:01.910	22.808	158	1:06.178	191	32.924	200	256	23	2:36.908	22.945	159	1:15.135	57	58.828		195
7	1:42.197	22.741	159	46.747	192	32.709	198	254	24	2:17.506	56.723	150	47.484	189	33.299	199	252
8	1:42.228	22.700	158	46.888	191	32.640	200	253	25	1:42.702	22.725	158	46.960	190	33.017	200	254
9	1:42.029	22.688	158	46.807	191	32.534	200	254	26	1:44.958	23.581	158	47.328	189	34.049	197	256
10	1:41.967	22.645	159	46.758	192	32.564	199	254	27	1:47.118	23.669	156	49.923	185	33.526	200	255



ADAC GT Masters



Lap analysis Race 2

Provisional

DMSB Reg. Nr.: 285/14
Deutscher Motor Sport Bund e.V.

Hockenheim, Length: 4574 m
 Air temperature: 16.8°C
 Track temperature: 19.6°C
 Weather condition: Dry

Sunday 5.10.2014 12:00

Lap	Time	SE1	SP1	SE2	SP2	SE3	SP3	TSP	Lap	Time	SE1	SP1	SE2	SP2	SE3	SP3	TSP
11	1:41.955	22.692	158	46.646	191	32.617	200	253	28	1:43.410	23.115	159	47.094	189	33.201	199	256
12	1:41.919	22.540	159	46.829	192	32.550	201	253	29	1:43.531	23.061	158	47.040	189	33.430	200	256
13	1:42.494	22.819	158	46.819	190	32.856	201	254	30	1:43.340	22.997	157	46.919	190	33.424	197	256
14	1:42.682	22.884	159	46.987	191	32.811	201	255	31	2:19.241	33.403	140	1:04.803	112	41.035	199	154
15	1:47.492	22.866	158	46.987	190	37.639		255	32	1:44.885	23.403	157	47.730	189	33.752	199	258
16	2:38.109	1:18.095	158	47.054	190	32.960	200	255	33	1:45.457	23.090	157	48.168	188	34.199	199	259
17	1:43.799	23.830	158	47.104	190	32.865	201	257									

21 Luca Ludwig, DEU/ Harald Schlegelmilch, LVA

theoretical besttime: 1:41.827

1	1:53.033	30.643	157	48.554	185	33.836	200	262	19	1:42.430	22.929	159	46.654	191	32.847	200	259
2	1:43.905	23.495	159	47.393	191	33.017	201	259	20	1:42.260	22.728	160	46.746	190	32.786	200	257
3	1:42.793	22.875	159	46.871	190	33.047	201	257	21	1:42.656	22.952	151	46.934	191	32.770	201	258
4	1:42.599	22.865	161	46.806	190	32.928	201	261	22	1:42.455	22.741	158	46.889	191	32.825	202	257
5	1:56.781	22.886	160	1:00.783	191	33.112	199	261	23	1:42.414	22.720	159	46.712	189	32.982	201	258
6	1:42.775	22.938	161	46.762	190	33.075	199	257	24	1:43.478	23.103	157	47.205	191	33.170	201	259
7	1:42.314	22.771	160	46.807	192	32.736	201	258	25	1:43.353	23.107	160	47.214	191	33.032	201	259
8	1:42.103	22.677	161	46.620	191	32.806	200	257	26	1:43.093	22.812	161	47.103	190	33.178	201	259
9	1:42.110	22.718	161	46.574	190	32.818	201	258	27	1:48.267	22.999	159	49.334	188	35.934	155	230
10	1:41.842	22.692	161	46.418	193	32.732	201	258	28	1:49.507	27.769	155	48.219	190	33.519	200	258
11	1:42.608	22.949	159	46.798	188	32.861	201	259	29	1:43.670	23.109	152	47.173	192	33.388	200	257
12	1:43.172	22.905	159	46.974	188	33.293	200	259	30	1:43.086	22.839	160	47.046	190	33.201	198	262
13	1:42.766	22.861	160	47.101	191	32.804	201	259	31	1:47.262	23.808	159	47.906	188	35.548	174	254
14	1:43.034	23.106	161	46.877	191	33.051	200	258	32	2:21.649	34.238	159	1:05.881	128	41.530	201	174
15	1:47.952	22.848	160	46.933	190	38.171		258	33	1:44.832	23.374	156	47.066	190	34.392	201	260
16	2:37.055	1:17.393	159	46.774	191	32.888	201	259	34	1:45.248	23.549	141	48.358	186	33.341	200	261
17	1:42.496	22.825	159	46.774	190	32.897	200	258									
18	1:42.622	22.832	159	46.726	191	33.064	199	258									

22 Nico Bastian, DEU/ Jaime Alguersuari, ESP

theoretical besttime: 1:42.162

1	1:52.784	30.084	155	48.946	186	33.754	197	260	5	1:45.048	22.789	159	48.948	190	33.311	199	260
2	1:45.161	24.707	141	47.405	190	33.049	200	256	6	1:42.686	22.677	158	46.769	192	33.240	198	261
3	1:42.244	22.759	159	46.555	191	32.930	199	261	7	2:29.965	32.389	125	1:08.682	151	48.894		169
4	1:42.666	22.862	160	46.821	191	32.983	200	258									

23 Maro Engel, DEU/ Jan Seyffarth, DEU

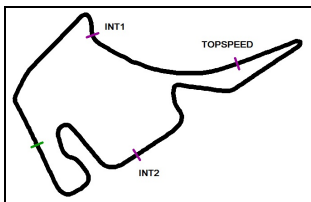
theoretical besttime: 1:41.398

1	1:49.972	27.884	148	48.604	190	33.484	198		13	1:41.956	22.670	158	46.590	190	32.696	200	258
2	1:43.245	22.733	158	47.378	192	33.134	200	259	14	1:41.997	22.550	157	46.711	191	32.736	201	258
3	1:42.950	23.343	160	46.732	191	32.875	201	259	15	1:46.298	22.635	159	46.731	190	36.932		258
4	1:42.886	23.160	159	46.850	190	32.876	199	259	16	2:36.475	1:17.295	159	46.683	191	32.497	201	254
5	1:41.905	22.588	159	46.585	190	32.732	198	259	17	1:41.776	22.723	157	46.610	192	32.443	202	256
6	1:41.974	22.703	158	46.558	190	32.713	198	259	18	1:41.694	22.676	160	46.607	191	32.411	202	256
7	1:42.090	22.740	158	46.506	191	32.844	200	259	19	1:41.577	22.527	158	46.573	191	32.477	200	256
8	1:41.763	22.586	158	46.556	190	32.621	200	257	20	1:41.878	22.481	157	46.646	191	32.751	201	257
9	1:41.832	22.569	159	46.605	189	32.658	199	257	21	1:41.831	22.616	159	46.585	191	32.630	202	258
10	1:42.079	22.545	158	46.758	191	32.776	199	257	22	1:42.373	22.629	159	46.583	192	33.161	199	259
11	1:42.097	22.640	159	46.696	191	32.761	201	258									
12	1:41.836	22.576	158	46.636	190	32.624	201	258									

24 Albert von Thurn und Taxis, DEU/ Tomas Enge, CZE

theoretical besttime: 1:41.691

1	1:51.440	29.373	151	48.706	192	33.361	205	270	19	1:42.874	22.753	157	46.813	193	33.308	204	264
2	1:43.004	22.814	158	46.730	195	33.460	203	266	20	1:47.091	22.879	160	46.650	193	37.562		264
3	1:42.863	22.954	160	46.732	194	33.177	203	267	21	2:37.738	1:17.154	161	46.968	192	33.616	204	264
4	1:42.978	22.831	162	47.022	194	33.125	205	269	22	1:43.598	23.062	161	47.128	193	33.408	204	264
5	1:42.287	22.580	162	46.723	193	32.984	204	265	23	1:42.992	22.857	163	46.862	193	33.273	205	265
6	1:42.161	22.584	161	46.502	193	33.075	205	267	24	1:43.140	22.979	163	46.748	193	33.413	203	266
7	1:41.851	22.734	162	46.320	194	32.797	205	266	25	1:42.688	22.961	162	46.717	193	33.010	204	265
8	1:42.040	22.574	160	46.437	195	33.029	202	265	26	1:43.007	22.928	162	46.829	194	33.250	202	264
9	1:41.898	22.633	160	46.390	193	32.875	204	265	27	1:45.084	23.216	161	47.158	193	34.710	200	264
10	1:42.431	22.700	161	46.503	193	33.228	204	264	28	2:02.196	23.447	151	55.639	89	43.110	203	246
11	1:42.362	22.799	161	46.369	194	33.194	204	265	29	1:44.748	23.284	152	47.601	193	33.863	205	264



ADAC GT Masters

Lap analysis Race 2



Provisional

Hockenheim, Length: 4574 m

Air temperature: 16.8°C

Track temperature: 19.6°C

Weather condition: Dry



Reg. Nr.: 285/14

Sunday 5.10.2014 12:00

Lap	Time	SE1	SP1	SE2	SP2	SE3	SP3	TSP	Lap	Time	SE1	SP1	SE2	SP2	SE3	SP3	TSP
12	1:42.482	22.903	159	46.527	195	33.052	206	265	30	1:43.753	23.097	161	47.057	192	33.599	204	268
13	1:42.323	22.643	161	46.737	194	32.943	205	264	31	1:53.041	22.887	161	51.074	178	39.080	146	210
14	1:42.242	22.684	162	46.541	193	33.017	207	264	32	2:22.787	34.284	144	1:05.725	121	42.778	203	149
15	1:42.010	22.685	162	46.398	194	32.927	206	265	33	1:44.775	23.173	157	47.528	195	34.074	205	266
16	1:42.399	22.699	158	46.678	194	33.022	206	264	34	1:43.539	23.090	160	46.823	193	33.626	202	267
17	1:42.560	22.817	161	46.550	194	33.193	207	264									
18	1:42.706	22.844	160	46.733	194	33.129	206	264									

27 Luca Stolz, DEU/ Maximilian Götz, DEU

theoretical besttime: 1:41.150

1	1:48.846	27.352	148	48.312	189	33.182	200	255	19	1:42.091	22.740	157	46.695	192	32.656	201	260
2	1:43.107	22.861	161	46.756	190	33.490	200	260	20	1:46.193	22.787	153	46.656	192	36.750		259
3	1:42.012	22.758	161	46.497	191	32.757	202	259	21	2:37.063	1:17.414	159	46.489	191	33.160	201	259
4	1:41.473	22.644	160	46.258	192	32.571	201	258	22	1:42.332	22.785	161	46.599	192	32.948	201	261
5	1:41.541	22.698	160	46.259	193	32.584	201	258	23	1:42.167	22.720	161	46.428	191	33.019	202	260
6	1:41.542	22.577	161	46.376	192	32.589	201	258	24	1:42.259	22.643	161	46.428	191	33.188	200	261
7	1:41.362	22.569	161	46.239	192	32.554	202	259	25	1:42.426	22.755	161	46.619	192	33.052	201	260
8	1:41.376	22.483	160	46.311	193	32.582	203	258	26	1:42.531	22.734	161	46.663	192	33.134	201	260
9	1:41.553	22.559	160	46.420	192	32.574	201	258	27	1:43.780	22.763	161	46.920	190	34.097	201	260
10	1:41.416	22.746	160	46.239	193	32.431	202	258	28	2:22.226	23.327	158	1:14.911	100	43.988	200	110
11	1:41.450	22.563	160	46.236	193	32.651	201	258	29	1:43.368	23.003	160	47.406	192	32.959	202	259
12	1:41.749	22.696	160	46.356	193	32.697	203	260	30	1:42.495	22.880	159	46.631	192	32.984	203	260
13	1:41.633	22.713	159	46.423	193	32.497	202	259	31	1:55.541	22.826	157	52.511	153	40.204	134	260
14	1:41.493	22.525	160	46.374	192	32.594	202	259	32	2:22.795	32.605	145	1:06.132	131	44.058	200	180
15	1:41.717	22.716	159	46.554	192	32.447	203	259	33	1:42.934	22.948	159	46.857	192	33.129	201	259
16	1:41.729	22.686	159	46.477	192	32.566	203	259	34	1:42.575	22.813	160	46.743	193	33.019	202	261
17	1:41.688	22.538	157	46.503	193	32.647	202	259									
18	1:41.757	22.614	160	46.543	192	32.600	200	261									

33 Christoph Dupre, DEU/ Thomas Schöffler, DEU

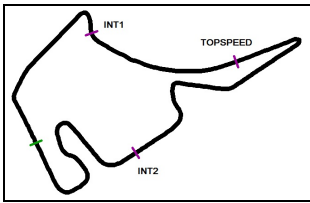
theoretical besttime: 1:41.616

1	1:50.991	27.770	148	49.637	189	33.584	198	257	18	1:42.143	22.667	158	46.674	189	32.802	198	254
2	1:45.284	23.700	143	48.188	189	33.396	197	248	19	1:42.967	22.902	159	46.886	187	33.179	199	253
3	1:43.049	22.792	158	46.965	189	33.292	198	256	20	1:48.067	22.741	160	46.663	189	38.663		255
4	1:42.479	22.694	159	46.816	190	32.969	199	255	21	2:56.441	1:32.837	149	48.901	186	34.703	195	253
5	1:42.429	22.548	159	46.935	191	32.946	200	258	22	1:45.774	23.962	150	47.782	188	34.030	197	252
6	1:43.787	22.637	156	48.103	189	33.047	200	255	23	1:46.340	23.452	152	47.988	189	34.900	197	252
7	1:42.314	22.648	158	46.764	189	32.902	197	254	24	1:46.247	24.312	160	47.719	190	34.216	198	255
8	1:42.253	22.566	156	46.889	189	32.798	195	253	25	1:44.574	23.482	155	47.369	190	33.723	199	253
9	1:42.481	22.768	151	46.745	190	32.968	198	252	26	1:44.822	23.366	159	47.526	191	33.930	197	252
10	1:42.251	22.717	157	46.598	190	32.936	197	254	27	1:48.009	23.632	154	48.659	188	35.718	196	252
11	1:41.924	22.499	159	46.418	189	33.007	197	253	28	1:47.114	24.448	153	48.541	187	34.125	199	251
12	1:42.118	22.657	158	46.506	191	32.955	198	254	29	1:44.725	23.305	159	47.485	189	33.935	197	250
13	1:43.250	22.727	155	46.856	187	33.667	198	254	30	1:45.364	23.430	152	47.741	190	34.193	196	250
14	1:42.402	22.704	158	46.735	188	32.963	198	253	31	1:47.362	24.652	137	48.479	189	34.231	196	249
15	1:42.564	22.672	159	46.926	189	32.966	198	253	32	2:05.798	23.355	151	1:01.420	106	41.023	199	176
16	1:41.817	22.583	158	46.535	190	32.699	200	253	33	1:45.251	23.348	151	48.056	190	33.847	199	257
17	1:42.054	22.573	158	46.689	188	32.792	199	253									

100 Florian Stoll, DEU/ Daniel Dobitsch, AUT

theoretical besttime: 1:41.482

1	1:51.974	28.902	145	49.502	183	33.570	199	257	19	1:42.979	23.027	158	46.970	191	32.982	201	253
2	1:43.167	22.971	155	47.386	192	32.810	202	251	20	1:42.386	22.660	159	46.955	191	32.771	201	253
3	1:43.154	23.140	159	46.958	189	33.056	201	257	21	1:42.365	22.795	161	46.846	192	32.724	201	254
4	1:42.807	22.694	159	46.797	191	33.316	197	257	22	1:42.557	22.815	159	46.870	191	32.872	201	254
5	1:42.598	22.722	157	46.674	191	33.202	199	256	23	1:42.896	22.629	158	47.229	191	33.038	201	254
6	1:44.929	22.577	159	48.235	192	34.117	198	257	24	1:42.875	22.830	159	47.116	192	32.929	201	254
7	1:54.032	22.735	160	49.301	187	41.996		254	25	1:41.691	22.613	161	46.598	191	32.480	202	253
8	2:26.768	1:06.383	155	47.697	187	32.688	200	248	26	1:42.953	22.856	161	46.905	191	33.192	202	254
9	1:42.254	22.749	157	46.825	191	32.680	200	250	27	1:42.894	22.886	160	46.913	192	33.095	201	254
10	1:41.946	22.470	157	46.740	192	32.736	200	250	28	1:42.721	22.778	160	46.872	191	33.071	202	254
11	1:41.936	22.404	158	46.778	191	32.754	200	251	29	1:42.476	22.838	160	46.738	191	32.900	202	255
12	1:42.133	22.576	159	46.895	191	32.662	201	252	30	1:42.360	22.752	161	46.759	192	32.849	202	256
13	1:42.133	22.659	159	46.795	192	32.679	201	252	31	1:42.549	22.795	161	46.723	192	33.031	201	256



ADAC GT Masters

Lap analysis Race 2

Provisional



Hockenheim, Length: 4574 m

Air temperature: 16.8°C

Track temperature: 19.6°C

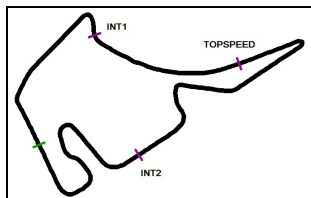
Weather condition: Dry



Reg. Nr.: 285/14

Sunday 5.10.2014 12:00

Lap	Time	SE1	SP1	SE2	SP2	SE3	SP3	TSP	Lap	Time	SE1	SP1	SE2	SP2	SE3	SP3	TSP
14	1:42.651	22.652	157	47.213	192	32.786	199	250	32	2:03.294	22.826	162	1:00.072	94	40.396	201	146
15	1:42.471	22.663	159	46.831	191	32.977	196	253	33	1:44.876	23.431	157	47.984	191	33.461	202	259
16	1:43.179	22.634	157	47.564	190	32.981	200	252	34	1:44.425	23.419	151	47.088	192	33.918	201	257
17	1:47.274	22.724	159	47.157	191	37.393		253									
18	2:37.852	1:17.375	159	47.423	189	33.054	200	253									



ADAC GT Masters

Vmax list Race 2

Provisional



Hockenheim, Length: 4574 m

Air temperature: 16.8°C

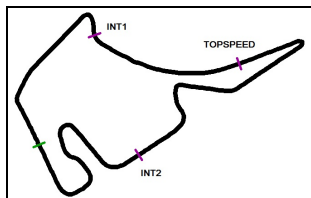
Track temperature: 19.7°C

Weather condition: Dry

DMSB Reg. Nr.: 285/14
Deutscher Motor Sport Bund e.V.

Sunday 5.10.2014 12:00

Nr	Team, Car, Driver, Nat	Top speed
24	Reiter Engineering, Chevrolet Camaro GT von Thurn und Taxis Albert , DEU Enge Tomas , CZE	270,20 km/h
17	Callaway Competition, Corvette Z06.R GT3 Lips Remo , CHE Marioneck Lennart , DEU	266,93 km/h
2	Callaway Competition, Corvette Z06.R GT3 Assenheimer Patrick , DEU Alessi Diego , ITA	265,75 km/h
18	Callaway Competition, Corvette Z06.R GT3 Seiler Toni , CHE Simonsen Andreas , SWE	265,29 km/h
13	RWT Racing Team, Corvette Z06.R GT3 Jahn David , DEU Barth Sven , DEU	264,06 km/h
1	Callaway Competition, Corvette Z06.R GT3 Wirth Andreas , DEU Keilwitz Daniel , DEU	262,71 km/h
6	Farnbacher Racing, Porsche 911 GT3 R Asch Sebastian , DEU Frommenwiler Philipp , CHE	262,58 km/h
21	BKK Mobil Oil Zakspeed, Mercedes-Benz SLS AMG GT3 Ludwig Luca , DEU Schlegelmilch Harald , LVA	261,75 km/h
14	MRS GT-Racing, McLaren MP4-12C GT3 Spengler Florian , DEU Parente Alvaro , PRT	261,31 km/h
22	ROWE Racing, Mercedes-Benz SLS AMG GT3 Bastian Nico , DEU Alguersuari Jaime , ESP	261,19 km/h
27	H.T.P. Motorsport, Mercedes-Benz SLS AMG GT3 Stolz Luca , DEU Götz Maximilian , DEU	260,93 km/h
7	TONINO Team Herberth, Porsche 911 GT3 R Handlos Herbert , AUT Renauer Alfred , DEU	259,87 km/h
20	PIXUM Team Schubert, BMW Z4 GT3 Sandritter Max , DEU Klingmann Jens , DEU	259,37 km/h
100	kfzteile24 APR Motorsport, Audi R8 LMS ultra Stoll Florian , DEU Dobitsch Daniel , AUT	259,30 km/h



ADAC GT Masters

Vmax list Race 2

Provisional



Hockenheim, Length: 4574 m

Air temperature: 16.8°C

Track temperature: 19.7°C

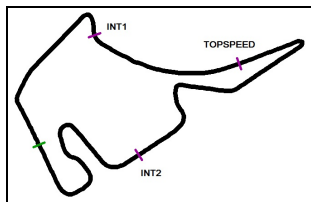
Weather condition: Dry



Reg. Nr.: 285/14

Sunday 5.10.2014 12:00

Nr	Team, Car, Driver, Nat	Top speed
11	Prosperia C. Abt Racing, Audi R8 LMS ultra Jöns Christer , DEU Thiim Nicki , DNK	259,30 km/h
23	ROWE Racing, Mercedes-Benz SLS AMG GT3 Engel Maro , DEU Seyffarth Jan , DEU	259,05 km/h
3	GW IT Racing Team Schütz Motorsport, Porsche 911 GT3 R Engelhart Christian , DEU van Lagen Jaap , NLD	258,25 km/h
5	Farnbacher Racing, Porsche 911 GT3 R Morcom Nathan , AUS Lukas Robert , POL	258,25 km/h
19	PIXUM Team Schubert, BMW Z4 GT3 Hürtgen Claudia , DEU Baumann Dominik , AUT	257,82 km/h
33	Dupre Motorsport Engineering, Audi R8 LMS ultra Dupre Christoph , DEU Schöffler Thomas , DEU	257,57 km/h
8	TONINO Team Herberth, Porsche 911 GT3 R Renauer Robert , DEU Ragginger Martin , AUT	257,27 km/h
9	TONINO Team Herberth, Porsche 911 GT3 R Jöst Dominic , DEU Scholze Florian , DEU	257,14 km/h
10	Prosperia C. Abt Racing, Audi R8 LMS ultra van der Linde Kelvin , ZAF Rast Rene , DEU	256,96 km/h
4	GW IT Racing Team Schütz Motorsport, Porsche 911 GT3 R Wossos Antonios , GRC Nathan Wolf , NLD	256,47 km/h
16	YACO Racing, Audi R8 LMS ultra Geipel Philip , DEU Frey Rahel , CHE	256,11 km/h



ADAC GT Masters

Pit stops Race 2

Provisional



Hockenheim, Length: 4574 m

Air temperature: 16.8°C

Track temperature: 19.7°C

Weather condition: Dry



Reg. Nr.: 285/14

Sunday 5.10.2014 12:00

Nr	Driver in	Day time in	Time in	Driver out	Day time out	Time out	Nett Time
100	Daniel Dobitsch	12:08:21	12:19.067	Daniel Dobitsch	12:09:11	13:08.326	49.259
22	Jaime Alguersuari	12:08:59	12:56.361				
5	Robert Lukas	12:10:29	14:26.682				
13	Sven Barth	12:20:16	24:13.267	Sven Barth	12:21:03	25:00.301	47.034
23	Jan Seyffarth	12:21:44	25:41.446	Jan Seyffarth	12:22:45	26:42.220	1:00.774
6	Philipp Frommenwiler	12:21:53	25:51.069	Philipp Frommenwiler	12:22:55	26:52.877	1:01.808
11	Nicki Thiim	12:21:54	25:51.596	Nicki Thiim	12:22:56	26:53.474	1:01.878
9	Florian Scholze	12:22:05	26:02.213	Dominic Jöst	12:23:06	27:03.133	1:00.920
21	Harald Schlegelmilch	12:22:09	26:06.209	Harald Schlegelmilch	12:23:10	27:07.202	1:00.993
20	Jens Klingmann	12:22:09	26:06.627	Max Sandritter	12:23:11	27:08.181	1:01.554
4	Wolf Nathan	12:22:13	26:11.076	Wolf Nathan	12:23:19	27:16.706	1:05.630
13	Sven Barth	12:22:46	26:43.726	Sven Barth	12:24:22	28:20.012	1:36.286
7	Alfred Renauer	12:23:26	27:23.423	Herbert Handlos	12:24:27	28:24.485	1:01.062
100	Daniel Dobitsch	12:26:14	30:11.653	Daniel Dobitsch	12:27:15	31:12.676	1:01.023
13	Sven Barth	12:26:19	30:16.808				
14	Alvaro Parente	12:27:01	30:59.025	Florian Spengler	12:28:02	32:00.089	1:01.064
17		12:27:04	31:01.564		12:28:03	32:00.456	58.892
3	Jaap van Lagen	12:28:21	32:18.236	Jaap van Lagen	12:29:22	33:19.515	1:01.279
2	Diego Alessi	12:28:26	32:23.721	Diego Alessi	12:29:28	33:25.254	1:01.533
1	Daniel Keilwitz	12:29:51	33:48.944	Daniel Keilwitz	12:30:54	34:51.701	1:02.757
18	Andreas Simonsen	12:29:52	33:49.624	Andreas Simonsen	12:30:55	34:52.884	1:03.260
19	Dominik Baumann	12:29:58	33:55.122	Claudia Hürtgen	12:30:59	34:56.551	1:01.429
27	Maximilian Götz	12:30:05	34:02.238	Maximilian Götz	12:31:06	35:03.398	1:01.160
10	Rene Rast	12:30:06	34:03.451	Rene Rast	12:31:07	35:04.702	1:01.251
8	Martin Ragginger	12:30:07	34:05.068	Martin Ragginger	12:31:08	35:05.838	1:00.770
24	Tomas Enge	12:30:21	34:18.319	Tomas Enge	12:31:21	35:18.618	1:00.299
33	Thomas Schöffler	12:30:26	34:23.132	Christoph Dupre	12:31:41	35:38.757	1:15.625
7	Herbert Handlos	12:31:20	35:17.718	Herbert Handlos	12:31:39	35:36.753	19.035
17		12:33:12	37:09.654		12:33:35	37:32.305	22.651
20	Max Sandritter	12:38:05	42:02.683	Max Sandritter	12:38:45	42:42.485	39.802
18	Toni Seiler	12:49:12	53:09.731				
6	Sebastian Asch	12:58:20	1:02:17.192				