

# ADAC GT Masters

## Results Warm Up

Provisional



Hockenheim, Length: 4574 m

Air temperature: 12.9°C

Track temperature: 13.2°C

Weather condition: Dry



Reg. Nr.: 285/14

Sunday 5.10.2014 09:00

started : 22      classified : 22      not classified : 0

	Drivers	Team	Car	Lap	Best Time	Gap	Diff	Kph	Day Time
1	3 C.Engelhart/J.van Lagen	GW IT Racing Team Schütz Motors	Porsche 911 GT3 R	6	<b>1:40.240</b>			164,3	9:10:58
2	10 K.van der Linde/R.Rast	Prosperia C. Abt Racing	Audi R8 LMS ultra	7	<b>1:40.293</b>	0.053	0.053	164,2	9:15:55
3	27 L.Stolz/M.Götz	H.T.P. Motorsport	Mercedes-Benz SLS AMG GT3	4	<b>1:40.328</b>	0.088	0.035	164,1	9:07:40
4	20 M.Sandritter/J.Klingmann	PIXUM Team Schubert	BMW Z4 GT3	5	<b>1:40.355</b>	0.115	0.027	164,1	9:08:47
5	22 N.Bastian/J.Alguersuari	ROWE Racing	Mercedes-Benz SLS AMG GT3	4	<b>1:40.561</b>	0.321	0.206	163,7	9:07:59
6	2 P.Assenheimer/D.Alessi	Callaway Competition	Corvette Z06.R GT3	8	<b>1:40.592</b>	0.352	0.031	163,7	9:15:02
7	14 F.Spengler/A.Parente	MRS GT-Racing	McLaren MP4-12C GT3	6	<b>1:40.623</b>	0.383	0.031	163,6	9:10:44
8	100 F.Stoll/D.Dobitsch	kfzteile24 APR Motorsport	Audi R8 LMS ultra	6	<b>1:40.685</b>	0.445	0.062	163,5	9:10:47
9	19 C.Hürtgen/D.Baumann	PIXUM Team Schubert	BMW Z4 GT3	8	<b>1:40.712</b>	0.472	0.027	163,5	9:15:04
10	11 C.Jöns/N.Thiim	Prosperia C. Abt Racing	Audi R8 LMS ultra	5	<b>1:40.820</b>	0.580	0.108	163,3	9:09:38
11	24 A.von Thurn und Taxis/T.Enge	Reiter Engineering	Chevrolet Camaro GT	8	<b>1:40.839</b>	0.599	0.019	163,3	9:16:17
12	18 T.Seiler(*G*)/A.Simonsen	Callaway Competition	Corvette Z06.R GT3	4	<b>1:40.851</b>	0.611	0.012	163,3	9:07:14
13	1 A.Wirth/D.Keilwitz	Callaway Competition	Corvette Z06.R GT3	6	<b>1:40.857</b>	0.617	0.006	163,3	9:11:26
14	23 M.Engel/J.Seyffarth	ROWE Racing	Mercedes-Benz SLS AMG GT3	9	<b>1:40.891</b>	0.651	0.034	163,2	9:16:36
15	17 R.Lips(*G*)/L.Marionek	Callaway Competition	Corvette Z06.R GT3	6	<b>1:40.944</b>	0.704	0.053	163,1	9:10:57
16	6 S.Asch/P.Frommenwiler	Farnbacher Racing	Porsche 911 GT3 R	8	<b>1:41.094</b>	0.854	0.150	162,9	9:15:05
17	21 L.Ludwig/H.Schlegelmilch	BKK Mobil Oil Zakspeed	Mercedes-Benz SLS AMG GT3	9	<b>1:41.333</b>	1.093	0.239	162,5	9:16:38
18	16 P.Geipel/R.Frey	YACO Racing	Audi R8 LMS ultra	7	<b>1:41.469</b>	1.229	0.136	162,3	9:13:46
19	5 N.Morcom/R.Lukas	Farnbacher Racing	Porsche 911 GT3 R	3	<b>1:41.998</b>	1.758	0.529	161,4	9:05:45
20	4 A.Wossos(*G*)/W.Nathan(*G*)	GW IT Racing Team Schütz Motors	Porsche 911 GT3 R	4	<b>1:42.352</b>	2.112	0.354	160,9	9:07:46
21	33 C.Dupre/T.Schöffler	Dupre Motorsport Engineering	Audi R8 LMS ultra	3	<b>1:42.707</b>	2.467	0.355	160,3	9:05:50
22	13 D.Jahn/S.Barth	RWT Racing Team	Corvette Z06.R GT3	6	<b>1:43.713</b>	3.473	1.006	158,8	9:15:17

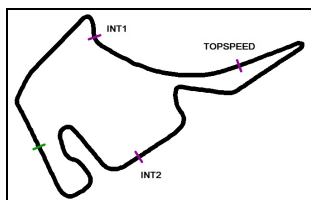
(\*G\*) marks the gentlemen driver

**Subject to final scrutineering!**

Publications Time:

Clerk of the course:

Time Keeping:



# ADAC GT Masters

## Lap analysis Warm Up



Provisional

Hockenheim, Length: 4574 m

Air temperature: 12.9°C

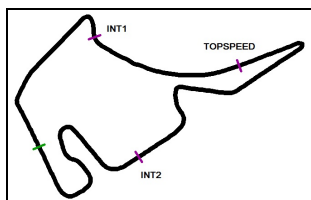
Track temperature: 13.2°C

Weather condition: Dry

**DMSB** Reg. Nr.: 285/14  
Deutscher Motor Sport Bund e.V.

Sunday 5.10.2014 09:00

Lap	Time	SE1	SP1	SE2	SP2	SE3	SP3	TSP	Lap	Time	SE1	SP1	SE2	SP2	SE3	SP3	TSP
<b>1</b> Andreas Wirth, DEU/ Daniel Keilwitz, DEU									<b>theoretical besttime: 1:40.668</b>								
1	2:33.308	35.085	112	1:09.784	102	48.439		159	5	1:40.941	22.462	163	46.011	195	<b>32.468</b>	205	262
2	2:08.126	39.063	139	53.629	185	35.434	205	237	<b>6</b>	<b>1:40.857</b>	22.513	<b>164</b>	<b>45.852</b>	<b>195</b>	32.492	207	<b>262</b>
3	1:42.403	22.878	160	46.525	193	33.000	206	261	7	1:45.068	<b>22.348</b>	164	45.958	195	36.762		261
4	1:41.457	22.558	161	46.166	194	32.733	<b>209</b>	262	8	2:47.585	1:23.357	151	46.552	192	37.676		261
<b>2</b> Patrick Assenheimer, DEU/ Diego Alessi, ITA									<b>theoretical besttime: 1:40.588</b>								
1	2:51.464	1:02.754	101	1:06.397	154	42.313	119	153	6	1:41.860	<b>22.219</b>	163	46.394	195	33.247	205	264
2	1:59.905	30.020	121	54.121	189	35.764	203	208	7	1:41.455	22.581	<b>164</b>	46.263	<b>196</b>	32.611	<b>207</b>	<b>264</b>
3	1:43.732	23.189	160	47.206	193	33.337	205	262	<b>8</b>	<b>1:40.592</b>	22.223	162	<b>45.810</b>	195	<b>32.559</b>	206	264
4	1:42.166	22.697	164	46.313	194	33.156	205	263	9	1:47.083	22.583	164	45.983	193	38.517		265
5	1:41.209	22.379	163	46.156	194	32.674	206	263									
<b>3</b> Christian Engelhart, DEU/ Jaap van Lagen, NLD									<b>theoretical besttime: 1:40.088</b>								
1	2:13.891	48.219	135	51.879	186	33.793	201	240	<b>6</b>	<b>1:40.240</b>	22.226	162	<b>46.037</b>	193	<b>31.977</b>	203	<b>257</b>
2	1:41.990	22.822	159	46.580	193	32.588	203	255	7	1:48.009	22.572	<b>163</b>	52.298	182	33.139	203	191
3	1:41.842	22.674	158	46.648	190	32.520	<b>204</b>	255	8	1:41.134	22.623	160	46.361	194	32.150	203	255
4	2:00.364	23.092	161	1:04.132	183	33.140	203	131	9	1:40.286	<b>22.074</b>	161	46.161	<b>194</b>	32.051	203	256
5	1:40.816	22.356	161	46.225	193	32.235	202	256									
<b>4</b> Antonios Wossos, GRC/ Wolf Nathan, NLD									<b>theoretical besttime: 1:42.054</b>								
1	2:32.517	55.559	115	59.113	177	37.845	195	186	<b>4</b>	<b>1:42.352</b>	22.817	159	46.794	190	<b>32.741</b>	200	252
2	1:48.126	24.425	154	48.911	189	34.790	200	237	5	1:51.269	<b>22.662</b>	160	<b>46.651</b>	191	41.956		<b>253</b>
3	1:43.268	22.866	<b>160</b>	47.173	<b>192</b>	33.229	<b>201</b>	253									
<b>5</b> Nathan Morcom, AUS/ Robert Lukas, POL									<b>theoretical besttime: 1:41.884</b>								
1	2:20.478	50.663	136	53.564	180	36.251	198	215	6	2:47.973	1:26.767	157	47.663	188	33.543	199	252
2	1:43.560	23.306	156	47.013	189	33.241	201	256	7	1:42.590	22.983	160	46.698	191	32.909	<b>201</b>	254
3	<b>1:41.998</b>	22.631	159	<b>46.540</b>	191	32.827	<b>201</b>	256	8	1:42.517	22.643	158	46.822	190	33.052	199	255
4	1:42.237	22.756	159	46.677	191	<b>32.804</b>	200	255									
5	1:46.841	<b>22.540</b>	<b>160</b>	46.626	<b>191</b>	37.675		<b>257</b>									
<b>6</b> Sebastian Asch, DEU/ Philipp Frommenwiler, CHE									<b>theoretical besttime: 1:41.094</b>								
1	2:37.506	54.521	106	1:03.169	133	39.816	193	136	6	1:41.581	22.524	161	46.268	<b>194</b>	32.789	<b>202</b>	256
2	1:52.904	24.389	158	52.304	188	36.211	194	202	7	1:41.402	22.460	161	46.248	193	32.694	201	<b>257</b>
3	2:06.561	24.657	149	1:03.028	139	38.876	200	179	<b>8</b>	<b>1:41.094</b>	<b>22.349</b>	<b>162</b>	<b>46.136</b>	194	<b>32.609</b>	201	256
4	1:42.815	22.874	161	46.758	193	33.183	202	256	9	1:49.205	24.066	161	47.331	192	37.808		257
5	1:41.951	22.608	161	46.500	192	32.843	202	256									
<b>10</b> Kelvin van der Linde, ZAF/ Rene Rast, DEU									<b>theoretical besttime: 1:40.212</b>								
1	2:56.750	1:04.871	93	1:08.591	171	43.288	199	136	5	4:28.443	3:05.269	157	46.372	187	36.802	199	254
2	1:43.266	23.628	<b>161</b>	46.850	191	32.788	202	256	6	1:41.121	22.431	155	46.159	<b>194</b>	32.531	201	254
3	1:40.641	22.362	160	46.209	193	32.070	<b>203</b>	253	<b>7</b>	<b>1:40.293</b>	22.200	159	<b>46.130</b>	194	<b>31.963</b>	202	<b>257</b>
4	1:45.094	<b>22.119</b>	160	46.533	187	36.442		255									
<b>11</b> Christer Jöns, DEU/ Nicki Thiim, DNK									<b>theoretical besttime: 1:40.560</b>								
1	2:16.259	43.985	131	56.743	179	35.531	192	156	6	1:45.801	22.344	159	46.487	<b>192</b>	36.970		253
2	2:17.981	24.603	141	1:00.375	105	53.003	198	181	7	2:38.675	1:16.850	160	46.976	189	34.849	200	<b>253</b>
3	1:42.445	23.052	158	47.014	190	32.379	200	251	8	1:41.119	22.516	159	46.710	191	<b>31.893</b>	<b>201</b>	253
4	1:41.190	22.537	160	46.544	192	32.109	201	252									
5	<b>1:40.820</b>	<b>22.293</b>	<b>161</b>	<b>46.374</b>	191	32.153	200	253									



# ADAC GT Masters

## Lap analysis Warm Up



Provisional

Hockenheim, Length: 4574 m

Air temperature: 12.9°C

Track temperature: 13.2°C

Weather condition: Dry

**DMSB** Reg. Nr.: 285/14  
Deutscher Motor Sport Bund e.V.

Sunday 5.10.2014 09:00

Lap	Time	SE1	SP1	SE2	SP2	SE3	SP3	TSP	Lap	Time	SE1	SP1	SE2	SP2	SE3	SP3	TSP
<b>13</b>	David Jahn, DEU/ Sven Barth, DEU								<b>theoretical besttime: 1:43.713</b>								
1	2:26.745	42.587	113	1:04.561	132	39.597	196	132	5	1:49.050	24.833	148	49.679	184	34.538	200	248
2	1:55.008	27.086	136	52.997	188	34.925	198	172	<b>6</b>	<b>1:43.713</b>	<b>23.278</b>	<b>160</b>	<b>46.985</b>	<b>194</b>	<b>33.450</b>	<b>202</b>	<b>262</b>
3	1:49.832	23.619	157	47.913	189	38.300		259	7	1:53.849	22.995	162	47.014	182	43.840		263
4	5:33.195	3:53.225	120	1:02.008	167	37.962	190	186									

<b>14</b>	Florian Spengler, DEU/ Alvaro Parente, PRT								<b>theoretical besttime: 1:40.623</b>								
1	2:09.770	36.414	123	55.631	184	37.725	198	198	<b>6</b>	<b>1:40.623</b>	<b>22.217</b>	160	<b>46.060</b>	<b>195</b>	<b>32.346</b>	<b>204</b>	259
2	1:49.525	24.334	152	50.931	185	34.260	202	251	7	2:02.634	23.702	141	55.824	165	43.108		198
3	1:42.137	22.684	159	46.574	191	32.879	202	258	8	2:42.504	1:22.996	160	46.391	193	33.117	202	259
4	1:41.424	22.471	<b>160</b>	46.349	194	32.604	202	258									
5	1:41.070	22.384	160	46.119	194	32.567	202	<b>259</b>									

<b>16</b>	Philip Geipel, DEU/ Rahel Frey, CHE								<b>theoretical besttime: 1:41.366</b>								
1	2:29.255	51.553	116	59.876	146	37.826	195	161	6	1:42.040	22.804	159	46.782	191	<b>32.454</b>	<b>203</b>	253
2	1:46.521	23.870	159	48.993	187	33.658	200	213	<b>7</b>	<b>1:41.469</b>	<b>22.356</b>	159	46.582	191	32.531	201	253
3	1:42.073	22.573	159	46.752	190	32.748	199	252	8	1:41.928	22.361	<b>160</b>	<b>46.556</b>	<b>192</b>	33.011	199	<b>257</b>
4	1:46.831	22.458	159	46.663	190	37.710		253									
5	2:38.416	1:17.931	154	47.401	192	33.084	201	250									

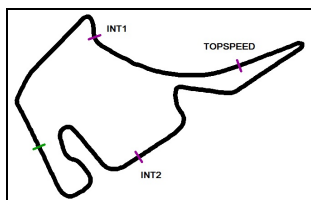
<b>17</b>	Remo Lips, CHE/ Lennart Marioneck, DEU								<b>theoretical besttime: 1:40.799</b>								
1	2:23.024	40.561	118	1:01.347	186	41.116	152	172	5	1:41.502	22.591	164	46.117	195	32.794	<b>205</b>	262
2	1:47.155	24.821	152	48.754	193	33.580	204	238	<b>6</b>	<b>1:40.944</b>	22.532	164	<b>45.873</b>	195	<b>32.539</b>	205	262
3	1:42.817	22.666	161	46.871	193	33.280	204	260	7	1:46.835	<b>22.387</b>	<b>164</b>	45.881	<b>196</b>	38.567		<b>262</b>
4	1:41.817	22.523	163	46.146	195	33.148	204	262	8	2:37.920	1:09.535	152	47.573	190	40.812		<b>262</b>

<b>18</b>	Toni Seiler, CHE/ Andreas Simonsen, SWE								<b>theoretical besttime: 1:40.848</b>								
1	2:08.470	36.954	125	52.384	186	39.132	201	209	6	2:46.663	1:23.409	134	49.393	191	33.861	202	226
2	1:43.352	23.274	150	47.069	193	33.009	204	260	7	1:43.286	23.238	153	46.762	193	33.286	203	262
3	1:41.836	22.815	154	46.411	194	32.610	<b>205</b>	261	8	1:42.785	23.116	153	46.570	194	33.099	204	262
4	<b>1:40.851</b>	22.408	161	<b>46.018</b>	<b>195</b>	<b>32.425</b>	205	262	9	1:57.140	22.884	156	50.729	191	43.527		231
5	1:45.853	<b>22.405</b>	<b>163</b>	46.336	188	37.112		<b>264</b>									

<b>19</b>	Claudia Hürtgen, DEU/ Dominik Baumann, AUT								<b>theoretical besttime: 1:40.712</b>								
1	1:57.023	29.847	132	52.493	177	34.683	197	229	6	1:45.795	22.439	159	46.353	193	37.003		253
2	1:43.533	23.422	158	47.345	190	32.766	201	249	7	2:53.251	1:33.391	160	46.939	191	32.921	201	253
3	1:41.518	22.577	<b>161</b>	46.612	193	32.329	199	250	<b>8</b>	<b>1:40.712</b>	<b>22.418</b>	160	<b>46.253</b>	<b>195</b>	<b>32.041</b>	202	253
4	1:41.427	22.492	160	46.739	191	32.196	201	250	9	1:46.693	22.462	160	46.453	191	37.778		254
5	1:40.992	22.419	159	46.487	193	32.086	<b>202</b>	<b>253</b>									

<b>20</b>	Max Sandritter, DEU/ Jens Klingmann, DEU								<b>theoretical besttime: 1:40.352</b>								
1	2:01.112	32.874	121	53.392	180	34.846	199	217	6	1:45.071	<b>22.211</b>	160	46.225	194	36.635		<b>256</b>
2	1:44.386	23.564	157	48.130	190	32.692	202	248	7	2:36.875	1:17.667	160	46.679	193	32.529	202	255
3	1:41.300	22.479	160	46.535	191	32.286	201	252	8	1:41.277	22.405	160	46.602	194	32.270	201	254
4	1:40.646	22.325	<b>161</b>	46.314	194	32.007	202	253	9	1:40.702	22.339	158	46.327	193	32.036	202	254
5	<b>1:40.355</b>	22.214	160	<b>46.209</b>	<b>194</b>	<b>31.932</b>	<b>203</b>	253									

<b>21</b>	Luca Ludwig, DEU/ Harald Schlegelmilch, LVA								<b>theoretical besttime: 1:41.333</b>								
1	2:56.268	1:25.585	134	51.120	184	39.563	195	205	6	1:42.177	22.703	162	46.782	192	32.692	201	260
2	1:45.671	23.842	158	48.235	189	33.594	200	257	7	1:44.731	22.756	161	49.369	192	32.606	202	259
3	1:43.115	23.076	162	47.078	191	32.961	202	259	8	1:41.770	22.648	163	46.529	<b>193</b>	32.593	201	260
4	1:41.850	22.644	<b>163</b>	46.509	192	32.697	202	259	<b>9</b>	<b>1:41.333</b>	<b>22.415</b>	163	<b>46.356</b>	193	<b>32.562</b>	<b>203</b>	<b>261</b>
5	1:41.744	22.543	163	46.535	192	32.666	201	259									



# ADAC GT Masters

## Lap analysis Warm Up

Provisional



Hockenheim, Length: 4574 m

Air temperature: 12.9°C

Track temperature: 13.2°C

Weather condition: Dry

**DMSB** Reg. Nr.: 285/14  
Deutscher Motor Sport Bund e.V.

Sunday 5.10.2014 09:00

Lap	Time	SE1	SP1	SE2	SP2	SE3	SP3	TSP	Lap	Time	SE1	SP1	SE2	SP2	SE3	SP3	TSP
<b>22</b>	Nico Bastian, DEU/ Jaime Alguersuari, ESP								<b>theoretical besttime: 1:40.503</b>								
1	2:54.321	1:18.435	130	57.022	183	38.864	197	95	6	2:44.081	1:24.639	<b>162</b>	46.714	193	32.728	203	258
2	1:43.370	23.269	157	47.396	191	32.705	202	256	7	1:40.632	22.281	161	<b>46.190</b>	193	32.161	203	258
3	1:41.386	22.504	158	46.562	193	32.320	203	257	8	1:40.814	22.390	161	46.256	193	32.168	<b>204</b>	<b>259</b>
4	<b>1:40.561</b>	<b>22.195</b>	159	46.248	<b>194</b>	<b>32.118</b>	203	258									
5	1:47.772	22.197	159	47.486	179	38.089		258									

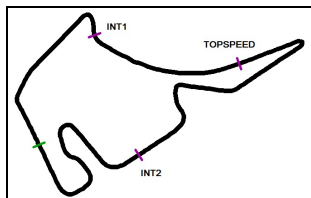
<b>23</b>	Maro Engel, DEU/ Jan Seyffarth, DEU								<b>theoretical besttime: 1:40.787</b>								
1	2:04.680	35.404	131	51.963	148	37.313	198	237	6	2:37.723	1:17.814	158	47.288	192	32.621	201	257
2	1:42.866	23.067	151	47.049	190	32.750	200	254	7	1:41.356	22.523	<b>160</b>	46.448	<b>192</b>	32.385	200	<b>258</b>
3	1:41.300	22.524	155	46.437	191	32.339	201	256	8	1:41.053	22.447	159	46.328	192	<b>32.278</b>	202	257
4	1:41.069	22.375	158	46.302	191	32.392	200	257	<b>9</b>	<b>1:40.891</b>	<b>22.332</b>	159	46.241	192	32.318	<b>203</b>	257
5	1:45.249	22.622	159	<b>46.177</b>	192	36.450		257									

<b>24</b>	Albert von Thurn und Taxis, DEU/ Tomas Enge, CZE								<b>theoretical besttime: 1:40.709</b>								
1	2:35.002	49.380	132	58.631	186	46.991		154	6	1:41.077	22.471	161	46.016	194	<b>32.590</b>	206	265
2	2:58.396	1:24.646	146	54.295	157	39.455	139	174	7	1:41.049	22.433	160	45.915	194	32.701	<b>207</b>	266
3	2:03.923	25.799	142	58.886	158	39.238	138	179	<b>8</b>	<b>1:40.839</b>	<b>22.345</b>	<b>162</b>	<b>45.774</b>	194	32.720	206	<b>266</b>
4	1:54.972	27.612	150	52.620	190	34.740	205	264									
5	1:42.436	22.818	158	46.770	<b>195</b>	32.848	205	264									

<b>27</b>	Luca Stolz, DEU/ Maximilian Götz, DEU								<b>theoretical besttime: 1:40.328</b>								
1	2:30.545	56.007	125	57.249	129	37.289	198	153	6	2:42.932	1:17.084	161	46.549	193	39.299	202	<b>260</b>
2	1:49.128	24.192	158	50.075	190	34.861	201	216	7	1:41.363	22.743	155	46.223	194	32.397	204	260
3	1:41.052	22.466	157	46.317	193	32.269	203	259	8	1:40.791	22.474	161	46.157	193	32.160	203	260
4	<b>1:40.328</b>	<b>22.296</b>	<b>161</b>	<b>45.978</b>	<b>194</b>	<b>32.054</b>	<b>204</b>	259									
5	1:48.630	22.425	161	47.967	190	38.238		233									

<b>33</b>	Christoph Dupre, DEU/ Thomas Schöffler, DEU								<b>theoretical besttime: 1:42.491</b>								
1	2:22.318	47.518	125	56.574	176	38.226	191	202	6	1:45.512	23.499	152	47.770	189	34.243	200	253
2	1:45.159	23.871	155	48.228	188	33.060	200	252	7	1:43.705	23.182	156	47.308	<b>190</b>	33.215	201	253
3	<b>1:42.707</b>	22.772	157	<b>46.908</b>	189	<b>33.027</b>	199	252	8	1:43.975	23.582	<b>158</b>	47.296	188	33.097	<b>202</b>	253
4	1:47.442	<b>22.556</b>	158	47.015	189	37.871		<b>253</b>									
5	2:46.336	1:22.622	151	48.463	189	35.251	195	251									

<b>100</b>	Florian Stoll, DEU/ Daniel Dobitsch, AUT								<b>theoretical besttime: 1:40.480</b>								
1	2:18.150	45.219	129	57.127	185	35.804	199	174	<b>6</b>	<b>1:40.685</b>	<b>22.239</b>	161	<b>46.101</b>	<b>195</b>	32.345	203	<b>257</b>
2	1:44.622	23.613	149	47.650	191	33.359	202	253	7	1:41.234	22.359	156	46.342	194	32.533	202	256
3	1:41.996	22.525	156	46.730	192	32.741	203	255	8	1:41.298	22.594	160	46.408	194	32.296	203	256
4	1:41.634	22.408	<b>161</b>	46.511	193	32.715	203	256	9	1:40.901	22.373	160	46.388	194	<b>32.140</b>	204	257
5	1:40.822	22.297	160	46.145	194	32.380	<b>204</b>	257									



# ADAC GT Masters

## Vmax list Warm Up

Provisional



Hockenheim, Length: 4574 m

Air temperature: 12.9°C

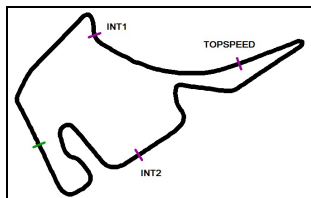
Track temperature: 79.8°C

Weather condition: Dry

**DMSB** Reg. Nr.: 285/14  
Deutscher Motor Sport Bund e.V.

Sunday 5.10.2014 09:00

Nr	Team, Car, Driver, Nat	Top speed
24	<b>Reiter Engineering, Chevrolet Camaro GT</b> von Thurn und Taxis Albert , DEU Enge Tomas , CZE	266,14 km/h
2	<b>Callaway Competition, Corvette Z06.R GT3</b> Assenheimer Patrick , DEU Alessi Diego , ITA	263,87 km/h
18	<b>Callaway Competition, Corvette Z06.R GT3</b> Seiler Toni , CHE Simonsen Andreas , SWE	263,61 km/h
13	<b>RWT Racing Team, Corvette Z06.R GT3</b> Jahn David , DEU Barth Sven , DEU	262,39 km/h
1	<b>Callaway Competition, Corvette Z06.R GT3</b> Wirth Andreas , DEU Keilwitz Daniel , DEU	262,20 km/h
17	<b>Callaway Competition, Corvette Z06.R GT3</b> Lips Remo , CHE Marioneck Lennart , DEU	262,14 km/h
21	<b>BKK Mobil Oil Zakspeed, Mercedes-Benz SLS AMG GT3</b> Ludwig Luca , DEU Schlegelmilch Harald , LVA	260,74 km/h
27	<b>H.T.P. Motorsport, Mercedes-Benz SLS AMG GT3</b> Stolz Luca , DEU Götz Maximilian , DEU	260,30 km/h
14	<b>MRS GT-Racing, McLaren MP4-12C GT3</b> Spengler Florian , DEU Parente Alvaro , PRT	259,49 km/h
22	<b>ROWE Racing, Mercedes-Benz SLS AMG GT3</b> Bastian Nico , DEU Alguersuari Jaime , ESP	258,99 km/h
23	<b>ROWE Racing, Mercedes-Benz SLS AMG GT3</b> Engel Maro , DEU Seyffarth Jan , DEU	257,94 km/h
100	<b>kfzteile24 APR Motorsport, Audi R8 LMS ultra</b> Stoll Florian , DEU Dobitsch Daniel , AUT	257,45 km/h
6	<b>Farnbacher Racing, Porsche 911 GT3 R</b> Asch Sebastian , DEU Frommenwiler Philipp , CHE	257,45 km/h
3	<b>GW IT Racing Team Schütz Motorsport, Porsche 911 GT3 R</b> Engelhart Christian , DEU van Lagen Jaap , NLD	256,84 km/h



# ADAC GT Masters

## Vmax list Warm Up

Provisional



Hockenheim, Length: 4574 m

Air temperature: 12.9°C

Track temperature: 79.8°C

Weather condition: Dry

**DMSB** Reg. Nr.: 285/14  
Deutscher Motor Sport Bund e.V.

Sunday 5.10.2014 09:00

Nr	Team, Car, Driver, Nat	Top speed
16	<b>YACO Racing, Audi R8 LMS ultra</b> Geipel Philip , DEU Frey Rahel , CHE	256,84 km/h
5	<b>Farnbacher Racing, Porsche 911 GT3 R</b> Morcom Nathan , AUS Lukas Robert , POL	256,78 km/h
10	<b>Prosperia C. Abt Racing, Audi R8 LMS ultra</b> van der Linde Kelvin , ZAF Rast Rene , DEU	256,65 km/h
20	<b>PIXUM Team Schubert, BMW Z4 GT3</b> Sandritter Max , DEU Klingmann Jens , DEU	255,50 km/h
33	<b>Dupre Motorsport Engineering, Audi R8 LMS ultra</b> Dupre Christoph , DEU Schöffler Thomas , DEU	253,28 km/h
4	<b>GW IT Racing Team Schütz Motorsport, Porsche 911 GT3 R</b> Wossos Antonios , GRC Nathan Wolf , NLD	253,22 km/h
19	<b>PIXUM Team Schubert, BMW Z4 GT3</b> Hürtgen Claudia , DEU Baumann Dominik , AUT	253,16 km/h
11	<b>Prosperia C. Abt Racing, Audi R8 LMS ultra</b> Jöns Christer , DEU Thiim Nicki , DNK	252,93 km/h