

# ADAC Formel Masters

## Result List Race 2

Provisional



Hockenheim, Length: 4574 m

Air temperature: 21.1°C

Track temperature: 28.1°C

Weather condition: Dry

**DMSB** Reg. Nr.: 285/14  
Deutscher Motor Sport Bund e.V.

Saturday 4.10.2014 16:00

started : 14      classified : 14      not classified : 0

	Competitor Drivers	Sponsor Car	Laps	Total Time	Gap	Kph	Lap	Time	Kph
1	8 Neuhauser Racing Team M.Jensen(DEN)	Formel ADAC	14	25:12.265		152,4	12	1:46.593	154,5
2	12 Lotus D.Marschall(DEU)	ADAC Nordbaden e.V. Formel ADAC	14	25:13.437	1.172	152,3	12	1:47.057	153,8
3	14 Lotus J.Eriksson(SWE)	Formel ADAC	14	25:13.721	1.456	152,3	12	1:46.634	154,4
4	1 ADAC Berlin Brandenburg e.V. M.Günther(DEU)	Formel ADAC	14	25:29.295	17.030	150,7	8	1:48.473	151,8
5	7 Neuhauser Racing Team T.Zimmermann(DEU)	ADAC Württemberg Formel ADAC	14	25:32.614	20.349	150,4	5	1:47.551	153,1
6	3 ADAC Berlin-Brandenburg e.V. M.Dienst(DEU)	ADAC Nordbaden e.V. Formel ADAC	14	25:35.451	23.186	150,1	10	1:48.186	152,2
7	10 Schiller-Motorsport N.Menzel(DEU)	Formel ADAC	14	25:35.915	23.650	150,1	12	1:48.244	152,1
8	2 ADAC Berlin-Brandenburg e.V. K.Schramm(DEU)	Formel ADAC	14	25:38.114	25.849	149,9	12	1:48.409	151,9
9	19 JBR Motorsport & Engineering I.Waliko(POL)	Formel ADAC	14	25:40.239	27.974	149,7	12	1:47.288	153,5
10	11 Lotus L.Breuer(DEU)	Formel ADAC	14	25:41.234	28.969	149,6	5	1:47.679	152,9
11	9 Schiller-Motorsport F.Schiller(DEU)	ADAC Nordrhein e.V. Formel ADAC	14	25:41.624	29.359	149,5	6	1:48.362	152,0
12	18 JBR Motorsport & Engineering D.Kolkmann(DEU)	Formel ADAC	14	25:43.006	30.741	149,4	5	1:48.286	152,1
13	15 Lotus R.Boschung(CHE)	Formel ADAC	14	25:55.028	42.763	148,2	13	1:48.122	152,3
14	4 ADAC Berlin-Brandenburg e.V. G.Maggi(CHE)	Formel ADAC	14	26:16.340	1:04.075	146,2	2	1:48.851	151,3

*Fastest lap of the race. Car 8 driver Jensen on lap 12. Time 1:46.593, average speed 154,5 km/h.*

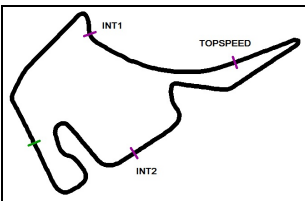
Following race director decision no. 54 drive trough penalty in exchange a time penalty of 30 seconds for car no. 4

**Subject to final scrutineering!**

Publications Time:

Clerk of the course:

Time Keeping:



# ADAC Formel Masters

## Lap chart Race 2

Provisional

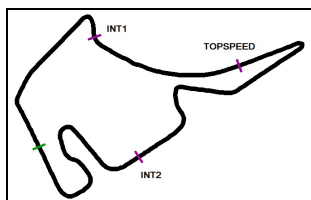


Hockenheim, Length: 4574 m

Saturday 4.10.2014 16:00

POS	1	2	3	4	5	6	7	8	9	10	11	12	13	14	15	16
LAP 1	1	12	8	15	14	9	10	19	7	3	11	2	4	18		
LAP 2	12	1	8	14	15	9	10	7	19	11	3	2	4	18		
LAP 3	12	1	14	8	15	9	19	7	11	10	3	2	4	18		
LAP 4	12	8	1	14	15	19	7	9	11	10	3	2	4	18		
LAP 5	12	8	14	1	15	19	7	11	9	10	3	2	4	18		
LAP 6	12	8	14	1	9	7	10	11	3	15	2	4	18	19		
LAP 7	12	8	14	1	9	7	10	3	15	2	11	19	4	18		
LAP 8	12	8	14	1	9	7	10	3	2	15	19	11	4	18		
LAP 9	12	8	14	1	7	3	10	15	2	19	11	9	4	18		
LAP 10	12	8	14	1	7	3	10	2	19	11	18	9	4	.15		
LAP 11	12	8	14	1	7	3	10	2	11	9	19	4	18	15		
LAP 12	12	8	14	1	7	3	10	2	11	19	9	18	4	15		
LAP 13	12	8	14	1	7	3	10	2	11	19	9	18	4	15		
LAP 14	8	12	14	1	7	3	10	2	19	11	9	18	4	15		

. - PIT STOP ' - LAP BEHIND



# ADAC Formel Masters



## Lap analysis Race 2

Provisional

Hockenheim, Length: 4574 m

Air temperature: 21.1°C

Track temperature: 28.1°C

Weather condition: Dry



Reg. Nr.: 285/14

Saturday 4.10.2014 16:00

Lap	Time	SE1	SP1	SE2	SP2	SE3	SP3	TSP	Lap	Time	SE1	SP1	SE2	SP2	SE3	SP3	TSP
<b>1</b>	Maximilian Günther, DEU ,								<b>theoretical besttime: 1:48.095</b>								
1	1:54.295	28.136	140	51.955	171	34.204	173	205	9	1:48.569	23.675	140	52.018	171	<b>32.876</b>	177	206
2	1:49.828	24.089	139	52.541	170	33.198	177	207	10	1:48.560	23.767	139	51.808	171	32.985	177	205
3	1:48.625	23.639	139	51.998	170	32.988	<b>178</b>	207	11	1:48.529	23.791	139	51.806	172	32.932	178	205
4	1:49.601	<b>23.794</b>	<b>141</b>	52.098	170	33.709	178	206	12	1:48.545	23.655	139	51.718	<b>172</b>	33.172	176	205
5	1:48.996	<b>23.635</b>	141	51.814	172	33.547	167	<b>210</b>	13	1:48.605	23.992	140	51.627	172	32.986	176	206
6	1:48.660	24.063	140	<b>51.584</b>	171	33.013	177	208	14	1:49.199	24.095	140	51.952	171	33.152	176	205
7	1:48.810	23.747	140	51.739	171	33.324	176	206									
8	<b>1:48.473</b>	23.675	139	51.844	171	32.954	176	207									

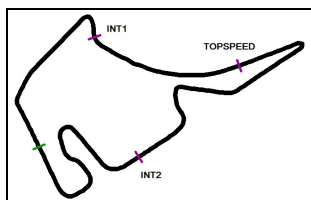
<b>2</b>	Kim Luis Schramm, DEU ,								<b>theoretical besttime: 1:48.259</b>								
1	1:59.596	32.103	130	53.794	168	33.699	177	206	9	1:51.100	23.996	<b>142</b>	53.034	160	34.070	177	216
2	1:49.058	23.849	141	51.759	172	33.450	178	212	10	1:48.735	23.709	141	51.398	173	33.628	176	210
3	1:49.713	23.917	139	51.459	173	34.337	179	214	11	1:48.561	23.769	141	51.482	172	33.310	178	209
4	1:48.861	23.938	141	51.566	174	33.357	<b>179</b>	213	<b>12</b>	<b>1:48.409</b>	23.709	141	51.394	173	<b>33.306</b>	178	208
5	1:48.883	23.839	141	51.504	<b>174</b>	33.540	178	215	13	1:48.785	23.885	140	51.538	173	33.362	176	207
6	1:50.024	23.832	141	51.805	171	34.387	178	213	14	1:48.821	23.795	140	51.575	172	33.451	178	207
7	1:48.829	<b>23.616</b>	141	51.647	172	33.566	177	<b>216</b>									
8	1:48.739	24.000	140	<b>51.337</b>	173	33.402	178	215									

<b>3</b>	Marvin Dienst, DEU ,								<b>theoretical besttime: 1:48.186</b>								
1	1:58.302	32.321	126	52.389	173	33.592	178	208	9	1:49.889	23.954	140	52.423	172	33.512	178	212
2	1:49.989	24.337	141	52.049	173	33.603	178	209	<b>10</b>	<b>1:48.186</b>	<b>23.534</b>	<b>141</b>	<b>51.468</b>	173	<b>33.184</b>	178	211
3	1:49.873	23.647	140	51.887	169	34.339	178	<b>216</b>	11	1:48.438	23.621	140	51.493	173	33.324	178	208
4	1:48.636	23.654	140	51.540	173	33.442	<b>179</b>	213	12	1:48.327	23.575	140	51.488	173	33.264	178	208
5	1:48.827	23.649	141	51.902	<b>174</b>	33.276	179	209	13	1:48.483	23.656	141	51.578	173	33.249	177	206
6	1:49.826	23.710	141	52.260	168	33.856	179	215	14	1:48.755	23.760	141	51.648	172	33.347	177	207
7	1:49.132	23.600	141	51.595	173	33.937	175	213									
8	1:48.788	23.832	139	51.722	172	33.234	178	208									

<b>4</b>	Giorgio Maggi, CHE ,								<b>theoretical besttime: 1:48.633</b>								
1	2:00.344	32.439	128	53.834	167	34.071	176	212	9	1:49.656	23.803	140	51.796	170	34.057	174	210
2	<b>1:48.851</b>	<b>23.766</b>	140	51.572	171	33.513	177	213	10	1:50.245	25.166	138	51.500	<b>172</b>	33.579	177	210
3	1:49.536	23.898	140	51.638	171	34.000	<b>177</b>	<b>215</b>	11	1:50.290	24.082	140	52.161	166	34.047	176	211
4	1:49.312	23.902	<b>141</b>	51.812	172	33.598	176	212	12	1:50.577	23.935	140	52.893	167	33.749	176	206
5	1:49.076	24.209	140	<b>51.495</b>	172	<b>33.372</b>	177	212	13	1:49.593	24.075	139	51.884	172	33.634	175	205
6	1:49.913	23.896	137	52.344	171	33.673	175	207	14	1:49.302	24.024	139	51.808	171	33.470	176	206
7	1:50.113	23.923	140	52.271	172	33.919	177	207									
8	1:49.532	24.001	139	52.026	172	33.505	<b>177</b>	208									

<b>7</b>	Tim Zimmermann, DEU ,								<b>theoretical besttime: 1:47.196</b>								
1	1:58.057	31.174	136	53.289	172	33.594	176	211	9	1:50.472	24.787	137	52.616	170	33.069	178	207
2	1:48.722	23.776	141	51.717	173	33.229	179	<b>215</b>	10	1:47.703	23.480	140	51.465	172	<b>32.758</b>	179	207
3	1:49.574	23.728	139	52.679	172	33.167	179	214	11	1:47.907	23.526	140	51.540	172	32.841	<b>180</b>	207
4	1:49.024	23.673	142	52.273	172	33.078	180	215	12	1:47.887	<b>23.364</b>	140	51.577	173	32.946	179	206
5	<b>1:47.551</b>	23.436	141	<b>51.074</b>	<b>174</b>	33.041	179	211	13	1:47.825	23.385	140	51.515	173	32.925	179	206
6	1:50.864	23.477	<b>142</b>	54.441	172	32.946	179	215	14	1:48.539	23.371	140	51.594	173	33.574	177	207
7	1:48.868	23.417	140	52.145	172	33.306	179	213									
8	1:49.621	23.496	141	52.423	172	33.702	179	210									

<b>8</b>	Mikkel Jensen, DEN ,								<b>theoretical besttime: 1:46.333</b>								
1	1:55.219	29.517	137	52.564	170	33.138	178	204	9	1:46.975	23.292	141	51.074	172	32.609	179	207
2	1:49.214	23.735	141	52.178	170	33.301	179	211	10	1:46.882	23.247	141	51.142	173	32.493	179	207
3	1:49.225	24.137	137	51.814	170	33.274	180	210	11	1:46.701	23.207	141	51.066	173	32.428	180	206
4	1:48.376	23.301	141	51.862	171	33.213	178	<b>211</b>	<b>12</b>	<b>1:46.593</b>	23.124	<b>141</b>	50.932	<b>174</b>	32.537	179	208
5	1:47.336	23.355	141	51.318	172	32.663	178	205	13	1:46.665	23.171	141	<b>50.930</b>	174	32.564	179	209
6	1:46.751	23.277	141	51.178	172	<b>32.296</b>	<b>180</b>	205	14	1:48.488	23.487	141	52.155	172	32.846	177	207
7	1:46.834	<b>23.107</b>	140	51.295	172	32.432	179	206									
8	1:47.006	23.199	140	51.319	172	32.488	179	207									



# ADAC Formel Masters



## Lap analysis Race 2

Provisional

Hockenheim, Length: 4574 m

Air temperature: 21.1°C

Track temperature: 28.1°C

Weather condition: Dry



Reg. Nr.: 285/14

Saturday 4.10.2014 16:00

Lap	Time	SE1	SP1	SE2	SP2	SE3	SP3	TSP	Lap	Time	SE1	SP1	SE2	SP2	SE3	SP3	TSP
-----	------	-----	-----	-----	-----	-----	-----	-----	-----	------	-----	-----	-----	-----	-----	-----	-----

### 9 Fabian Schiller, DEU ,

theoretical besttime: 1:47.908

1	1:56.961	31.518	137	52.265	171	33.178	178	<b>214</b>	9	1:54.079	24.694	137	53.772	157	35.613	174	208
2	1:48.840	24.055	139	51.689	172	33.096	<b>179</b>	209	10	1:49.942	24.257	138	52.001	172	33.684	176	205
3	1:49.312	<b>23.572</b>	140	<b>51.382</b>	172	34.358	149	211	11	1:49.126	23.839	<b>140</b>	51.936	171	33.351	177	207
4	1:50.802	24.603	138	52.819	172	33.380	178	207	12	1:48.396	23.693	140	51.612	172	33.091	178	210
5	1:48.714	23.695	140	51.628	173	33.391	175	208	13	1:49.017	24.064	139	51.849	173	33.104	177	209
6	<b>1:48.362</b>	23.723	140	51.685	171	<b>32.954</b>	177	210	14	1:48.870	24.041	139	51.696	<b>173</b>	33.133	167	208
7	1:49.205	23.725	140	52.479	170	33.001	176	205									
8	1:49.998	23.656	139	52.596	170	33.746	174	208									

### 10 Nico Menzel, DEU ,

theoretical besttime: 1:48.031

1	1:57.649	31.866	135	52.223	172	33.560	176	214	9	1:51.114	24.657	136	52.794	169	33.663	177	208
2	1:48.809	23.917	140	51.803	172	<b>33.089</b>	178	213	10	1:48.621	23.779	140	51.631	173	33.211	178	211
3	1:51.173	23.765	140	53.629	168	33.779	179	211	11	1:48.535	23.789	139	51.537	173	33.209	178	209
4	1:48.911	23.625	140	51.881	173	33.405	177	211	<b>12</b>	<b>1:48.244</b>	23.613	139	51.446	<b>174</b>	33.185	<b>179</b>	209
5	1:48.689	24.036	<b>143</b>	<b>51.388</b>	171	33.265	179	212	13	1:48.496	23.664	140	51.583	174	33.249	178	210
6	1:49.513	23.612	140	52.404	170	33.497	178	<b>215</b>	14	1:48.338	23.661	140	51.518	173	33.159	179	210
7	1:48.940	23.605	140	51.910	172	33.425	177	212									
8	1:48.883	<b>23.554</b>	140	51.684	171	33.645	178	210									

### 11 Luis-Enrique Breuer, DEU ,

theoretical besttime: 1:47.445

1	1:58.821	32.085	122	53.209	169	33.527	178	210	9	1:50.403	23.649	140	51.937	169	34.817	179	216
2	1:49.092	24.004	<b>141</b>	51.743	172	33.345	179	<b>216</b>	10	1:49.079	23.684	140	51.335	174	34.060	178	213
3	1:49.030	23.459	140	52.144	171	33.427	174	214	11	1:49.568	24.360	141	51.992	172	33.216	179	209
4	1:49.303	23.712	140	52.012	173	33.579	<b>179</b>	209	12	1:48.182	23.536	140	51.364	173	33.282	177	210
5	<b>1:47.679</b>	23.651	141	<b>51.007</b>	<b>174</b>	<b>33.021</b>	179	211	13	1:49.029	24.195	139	51.504	173	33.330	176	211
6	1:51.215	23.521	141	53.889	172	33.805	179	211	14	1:49.479	24.228	140	51.839	173	33.412	176	211
7	1:49.950	<b>23.417</b>	141	51.785	173	34.748	156	211									
8	1:50.404	24.783	140	52.167	172	33.454	179	212									

### 12 Dennis Marschall, DEU ,

theoretical besttime: 1:46.967

1	1:54.523	29.670	138	52.058	172	32.795	179	207	9	1:47.257	23.327	140	51.166	173	32.764	178	208
2	1:48.442	24.165	140	51.431	173	32.846	177	<b>211</b>	10	1:47.446	23.379	140	51.233	173	32.834	178	208
3	1:47.161	23.342	<b>141</b>	51.207	172	<b>32.612</b>	179	208	11	1:47.456	23.525	139	51.235	173	32.696	179	208
4	1:47.209	<b>23.227</b>	140	51.286	173	32.696	<b>179</b>	207	<b>12</b>	<b>1:47.057</b>	23.282	140	51.154	<b>174</b>	32.621	179	208
5	1:47.300	23.380	139	51.172	173	32.748	179	207	13	1:47.456	23.425	140	51.277	174	32.754	175	207
6	1:47.323	23.347	140	51.274	173	32.702	179	207	14	1:50.148	23.938	140	52.454	173	33.756	178	205
7	1:47.173	23.306	140	<b>51.128</b>	173	32.739	178	208									
8	1:47.486	23.382	139	51.258	172	32.846	178	208									

### 14 Joel Eriksson, SWE ,

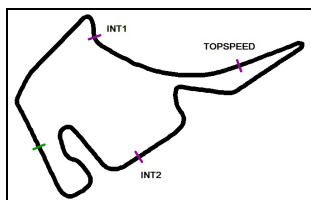
theoretical besttime: 1:46.499

1	1:56.028	30.239	133	52.200	172	33.589	178	208	9	1:46.665	23.215	141	50.890	173	32.560	178	208
2	1:48.670	23.893	139	51.354	173	33.423	179	210	10	1:46.772	23.150	141	50.965	173	32.657	178	208
3	1:48.368	23.713	141	51.503	173	33.152	<b>180</b>	211	11	1:47.103	23.366	140	51.096	173	32.641	179	207
4	1:49.443	23.295	140	52.706	171	33.442	179	205	<b>12</b>	<b>1:46.634</b>	23.172	141	<b>50.852</b>	174	32.610	<b>180</b>	208
5	1:48.756	23.785	141	51.684	174	33.287	178	<b>214</b>	13	1:46.848	23.195	141	51.008	174	32.645	177	207
6	1:46.695	23.130	141	51.023	172	<b>32.542</b>	179	208	14	1:48.455	23.449	<b>142</b>	51.096	<b>174</b>	33.910	178	210
7	1:46.649	23.116	141	50.945	172	32.588	179	208									
8	1:46.635	<b>23.105</b>	141	50.976	173	32.554	179	208									

### 15 Ralph Boschung, CHE ,

theoretical besttime: 1:47.726

1	1:55.900	29.846	139	52.360	173	33.694	175	206	9	1:49.752	24.312	140	52.043	168	33.397	178	213
2	1:49.324	24.312	139	51.766	173	33.246	178	<b>215</b>	10	1:54.061	23.552	139	52.207	163	38.302		211
3	1:48.990	23.546	<b>141</b>	51.723	172	33.721	177	211	11	2:02.180	36.976	139	52.296	170	32.908	177	200
4	1:48.645	23.455	139	<b>51.533</b>	<b>174</b>	33.657	178	211	12	1:48.239	23.525	139	51.801	171	32.913	176	204
5	1:48.883	23.745	140	51.745	173	33.393	177	213	<b>13</b>	<b>1:48.122</b>	<b>23.295</b>	139	51.929	171	<b>32.898</b>	177	204
6	1:54.098	24.097	140	55.808	168	34.193	<b>178</b>	209	14	1:48.324	23.418	139	51.891	170	33.015	176	204



# ADAC Formel Masters

## Lap analysis Race 2

Provisional



Hockenheim, Length: 4574 m

Air temperature: 21.1°C

Track temperature: 28.1°C

Weather condition: Dry



Reg. Nr.: 285/14

Saturday 4.10.2014 16:00

Lap	Time	SE1	SP1	SE2	SP2	SE3	SP3	TSP	Lap	Time	SE1	SP1	SE2	SP2	SE3	SP3	TSP
7	1:48.925	23.599	141	51.605	173	33.721	175	215									
8	1:49.585	23.924	139	52.209	172	33.452	178	214									

### 18 David Kolkmann, DEU ,

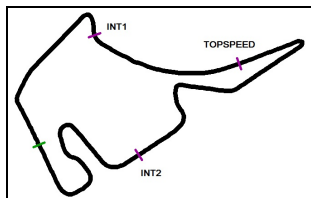
theoretical besttime: 1:48.001

1	2:00.700	32.953	134	53.139	169	34.608	178	214	9	1:49.445	24.020	141	51.271	174	34.154	178	213
2	1:49.242	24.060	141	51.445	172	33.737	179	215	10	1:48.923	24.485	140	<b>50.933</b>	175	33.505	179	213
3	1:48.998	23.747	141	51.331	<b>176</b>	33.920	179	<b>216</b>	11	1:51.869	24.071	<b>143</b>	53.313	166	34.485	178	210
4	1:50.486	23.999	143	51.802	174	34.685	177	212	12	1:48.829	23.999	141	51.356	174	33.474	178	211
5	<b>1:48.286</b>	23.819	142	50.998	175	33.469	179	214	13	1:48.397	<b>23.688</b>	141	51.329	173	<b>33.380</b>	178	210
6	1:49.578	23.726	142	52.101	174	33.751	<b>179</b>	207	14	1:48.436	23.871	141	51.183	174	33.382	179	212
7	1:50.183	24.050	141	52.153	173	33.980	179	212									
8	1:49.634	24.053	142	51.878	172	33.703	177	211									

### 19 Igor Waliiko, POL ,

theoretical besttime: 1:46.963

1	1:58.010	31.323	138	52.224	173	34.463	170	212	9	1:51.074	23.750	142	52.707	169	34.617	180	<b>216</b>
2	1:49.075	24.504	139	51.434	174	33.137	179	214	10	1:49.331	23.593	141	51.135	175	34.603	176	214
3	1:48.647	23.596	142	52.131	173	32.920	176	215	11	1:50.714	24.313	140	53.079	169	33.322	180	204
4	1:49.210	24.081	142	52.260	172	32.869	179	210	<b>12</b>	<b>1:47.288</b>	23.642	143	<b>50.837</b>	<b>175</b>	32.809	182	211
5	1:47.519	<b>23.422</b>	142	50.925	174	33.172	179	211	13	1:49.001	24.239	143	51.693	175	33.069	180	210
6	1:55.689	23.690	142	59.039	174	32.960	180	213	14	1:48.386	24.283	<b>143</b>	51.399	174	<b>32.704</b>	180	210
7	1:47.320	23.486	141	50.956	174	32.878	180	215									
8	1:48.975	24.004	142	52.210	173	32.761	<b>183</b>	214									



# ADAC Formel Masters

## Vmax list Race 2

Provisional



Hockenheim, Length: 4574 m

Air temperature: 21.2°C

Track temperature: 28.1°C

Weather condition: Dry

**DMSB** Reg. Nr.: 285/14  
Deutscher Motor Sport Bund e.V.

Saturday 4.10.2014 16:00

Nr	Team, Car, Driver, Nat	Top speed
19	<b>JBR Motorsport &amp; Engineering, Formel ADAC</b> Walilko Igor , POL	216,13 km/h
11	<b>Lotus, Formel ADAC</b> Breuer Luis-Enrique , DEU	216,04 km/h
2	<b>Mücke-Motorsport, Formel ADAC</b> Schramm Kim Luis , DEU	215,91 km/h
3	<b>Mücke-Motorsport, Formel ADAC</b> Dienst Marvin , DEU	215,70 km/h
18	<b>JBR Motorsport &amp; Engineering, Formel ADAC</b> Kolkmann David , DEU	215,66 km/h
7	<b>Neuhauser Racing Team, Formel ADAC</b> Zimmermann Tim , DEU	215,10 km/h
15	<b>Lotus, Formel ADAC</b> Boschung Ralph , CHE	215,10 km/h
10	<b>Schiller-Motorsport, Formel ADAC</b> Menzel Nico , DEU	214,84 km/h
4	<b>Mücke-Motorsport, Formel ADAC</b> Maggi Giorgio , CHE	214,54 km/h
14	<b>Lotus, Formel ADAC</b> Eriksson Joel , SWE	214,33 km/h
9	<b>Schiller-Motorsport, Formel ADAC</b> Schiller Fabian , DEU	214,12 km/h
8	<b>Neuhauser Racing Team, Formel ADAC</b> Jensen Mikkel , DEN	210,73 km/h
12	<b>Lotus, Formel ADAC</b> Marschall Dennis , DEU	210,61 km/h
1	<b>Mücke-Motorsport, Formel ADAC</b> Günther Maximilian , DEU	210,36 km/h