

# ADAC Formel Masters

## Result List Race 1

Provisional



Hockenheim, Length: 4574 m

Air temperature: 16.3°C

Track temperature: 17.8°C

Weather condition: Dry

**DMSB** Reg. Nr.: 285/14  
Deutscher Motor Sport Bund e.V.

Saturday 4.10.2014 09:55

started : 14      classified : 14      not classified : 0

	Competitor Drivers	Sponsor Car	Laps	Total Time	Gap	Kph	Lap	Time	Kph
1	12 Lotus D.Marschall(DEU)	ADAC Nordbaden e.V. Formel ADAC	15	26:35.734		154,8	9	1:45.292	156,4
2	1 ADAC Berlin Brandenburg e.V. M.Günther(DEU)	Formel ADAC	15	26:37.036	1.302	154,7	8	1:45.560	156,0
3	8 Neuhauser Racing Team M.Jensen(DEN)	Formel ADAC	15	26:38.359	2.625	154,5	6	1:45.563	156,0
4	14 Lotus J.Eriksson(SWE)	Formel ADAC	15	26:41.133	5.399	154,3	13	1:45.475	156,1
5	7 Neuhauser Racing Team T.Zimmermann(DEU)	ADAC Württemberg Formel ADAC	15	26:49.217	13.483	153,5	6	1:46.025	155,3
6	15 Lotus R.Boschung(CHE)	Formel ADAC	15	26:52.670	16.936	153,2	6	1:46.463	154,7
7	19 JBR Motorsport & Engineering I.Walilko(POL)	Formel ADAC	15	26:54.739	19.005	153,0	9	1:46.511	154,6
8	9 Schiller-Motorsport F.Schiller(DEU)	ADAC Nordrhein e.V. Formel ADAC	15	27:00.069	24.335	152,5	6	1:46.400	154,8
9	3 ADAC Berlin-Brandenburg e.V. M.Dienst(DEU)	ADAC Nordbaden e.V. Formel ADAC	15	27:07.086	31.352	151,8	7	1:47.448	153,2
10	10 Schiller-Motorsport N.Menzel(DEU)	Formel ADAC	15	27:08.995	33.261	151,6	7	1:47.197	153,6
11	18 JBR Motorsport & Engineering D.Kolkmann(DEU)	Formel ADAC	15	27:09.597	33.863	151,6	11	1:46.795	154,2
12	11 Lotus L.Breuer(DEU)	Formel ADAC	15	27:10.675	34.941	151,5	7	1:47.092	153,8
13	4 ADAC Berlin-Brandenburg e.V. G.Maggi(CHE)	Formel ADAC	15	27:22.047	46.313	150,4	8	1:48.131	152,3
14	2 ADAC Berlin-Brandenburg e.V. K.Schramm(DEU)	Formel ADAC	11	20:02.271	4LAPS	150,7	4	1:47.625	153,0

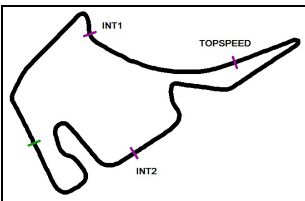
*Fastest lap of the race. Car 12 driver Marschall on lap 9. Time 1:45.292, average speed 156,4 km/h.*

**Subject to final scrutineering!**

Publications Time:

Clerk of the course:

Time Keeping:



# ADAC Formel Masters

## Lap chart Race 1

Provisional

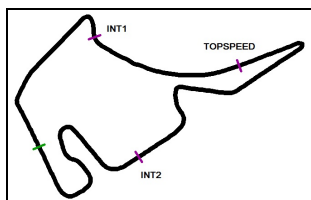


Hockenheim, Length: 4574 m

Saturday 4.10.2014 09:55

POS	1	2	3	4	5	6	7	8	9	10	11	12	13	14	15	16
LAP 1	1	8	12	14	7	15	19	3	9	10	11	2	18	4		
LAP 2	1	12	8	7	14	15	19	9	3	10	11	2	18	4		
LAP 3	1	12	8	7	14	15	19	9	3	10	11	2	18	4		
LAP 4	1	12	8	14	7	15	19	9	3	10	11	2	18	4		
LAP 5	1	12	8	14	7	15	19	9	3	10	2	11	18	4		
LAP 6	1	12	8	14	7	15	19	9	3	10	11	2	18	4		
LAP 7	1	12	8	14	7	15	19	9	3	10	11	2	18	4		
LAP 8	1	12	8	14	7	15	19	9	3	10	11	18	2	4		
LAP 9	1	12	8	14	7	15	19	9	3	10	11	18	2	4		
LAP 10	1	12	8	14	7	15	19	9	3	11	10	18	2	4		
LAP 11	1	12	8	14	7	15	19	9	3	11	10	18	2	4		
LAP 12	1	12	8	14	7	15	19	9	3	11	10	18	4			
LAP 13	1	12	8	14	7	15	19	9	3	11	10	18	4			
LAP 14	1	12	8	14	7	15	19	9	3	11	18	10	4			
LAP 15	12	1	8	14	7	15	19	9	3	10	18	11	4			

. - PIT STOP ' - LAP BEHIND



# ADAC Formel Masters



## Lap analysis Race 1

Provisional

Hockenheim, Length: 4574 m

Air temperature: 16.3°C

Track temperature: 17.8°C

Weather condition: Dry



Reg. Nr.: 285/14

Saturday 4.10.2014 09:55

Lap	Time	SE1	SP1	SE2	SP2	SE3	SP3	TSP	Lap	Time	SE1	SP1	SE2	SP2	SE3	SP3	TSP
<b>1</b>	Maximilian Günther, DEU ,								<b>theoretical besttime: 1:45.440</b>								
1	1:52.268	28.431	141	51.759	172	32.078	180	203	9	1:45.747	22.907	<b>143</b>	51.016	<b>174</b>	31.824	180	206
2	1:46.443	22.949	141	51.502	172	31.992	178	204	10	1:45.671	22.794	142	51.077	173	31.800	181	206
3	1:46.139	22.981	142	51.261	173	31.897	180	205	11	1:45.633	22.784	143	51.070	173	31.779	179	206
4	1:46.098	23.114	142	51.179	173	31.805	180	205	12	1:45.571	22.823	143	<b>50.898</b>	174	31.850	180	206
5	1:45.910	22.989	142	51.098	173	31.823	179	205	13	1:45.645	22.780	142	51.076	173	31.789	180	205
6	1:45.613	22.810	142	51.027	173	<b>31.776</b>	181	205	14	1:45.734	22.804	142	51.048	173	31.882	180	<b>206</b>
7	1:45.783	<b>22.766</b>	142	51.169	173	31.848	<b>181</b>	205	15	1:49.221	23.018	141	53.553	170	32.650	179	206
8	<b>1:45.560</b>	22.768	142	50.982	172	31.810	180	205									

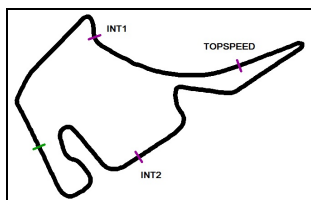
<b>2</b>	Kim Luis Schramm, DEU ,								<b>theoretical besttime: 1:47.467</b>								
1	1:58.501	32.443	140	52.155	170	33.903	176	207	7	1:48.232	23.529	141	51.501	173	33.202	177	206
2	1:49.367	24.215	141	51.833	172	33.319	177	210	8	1:48.748	23.786	142	51.800	173	33.162	177	210
3	1:48.479	23.759	141	51.650	172	<b>33.070</b>	<b>179</b>	210	9	1:47.945	23.667	<b>143</b>	51.123	172	33.155	177	209
4	<b>1:47.625</b>	23.556	142	<b>50.938</b>	<b>175</b>	33.131	178	<b>211</b>	10	1:48.030	23.493	142	51.409	173	33.128	177	208
5	1:47.899	23.571	142	51.252	174	33.076	179	211	11	1:48.784	23.495	141	52.131	173	33.158	176	209
6	1:48.661	<b>23.459</b>	142	51.835	171	33.367	179	208									

<b>3</b>	Marvin Dienst, DEU ,								<b>theoretical besttime: 1:47.224</b>								
1	1:56.824	31.587	142	51.978	173	33.259	179	<b>211</b>	9	1:47.474	23.465	142	51.295	173	32.714	178	206
2	1:49.758	23.527	140	52.362	171	33.869	<b>180</b>	210	10	1:47.772	23.471	142	51.481	174	32.820	178	206
3	1:48.142	23.410	141	51.584	<b>175</b>	33.148	179	209	11	1:47.591	<b>23.343</b>	141	51.478	174	32.770	177	207
4	1:47.690	23.664	141	<b>51.216</b>	174	32.810	179	209	12	1:47.996	23.516	141	51.631	173	32.849	178	206
5	1:47.901	23.435	141	51.765	173	32.701	178	209	13	1:47.764	23.528	142	51.571	174	<b>32.665</b>	179	206
6	1:47.521	23.544	142	51.306	174	32.671	179	206	14	1:47.497	23.355	141	51.386	174	32.756	178	206
7	<b>1:47.448</b>	23.493	141	51.283	173	32.672	179	206	15	1:47.992	23.656	<b>142</b>	51.423	173	32.913	177	206
8	1:47.716	23.566	142	51.367	173	32.783	178	206									

<b>4</b>	Giorgio Maggi, CHE ,								<b>theoretical besttime: 1:48.008</b>								
1	2:00.198	33.398	133	53.149	170	33.651	175	<b>209</b>	9	1:48.741	24.019	138	51.592	172	33.130	175	205
2	1:49.262	24.008	139	51.856	172	33.398	176	208	10	1:48.768	23.866	138	51.668	171	33.234	175	205
3	1:48.647	23.749	140	51.687	<b>172</b>	33.211	176	207	11	1:49.077	24.119	140	51.804	172	33.154	175	205
4	1:48.856	23.898	140	51.558	172	33.400	175	208	12	1:48.565	23.986	140	51.470	172	33.109	177	205
5	1:48.483	23.858	140	51.486	172	33.139	177	207	13	1:48.564	23.837	140	51.567	172	33.160	176	204
6	1:48.724	23.896	139	51.687	171	33.141	175	206	14	1:48.624	23.744	139	51.644	171	33.236	175	204
7	1:48.424	23.703	139	51.759	171	<b>32.962</b>	<b>177</b>	205	15	1:48.983	23.886	<b>140</b>	51.704	172	33.393	174	205
8	<b>1:48.131</b>	<b>23.637</b>	140	<b>51.409</b>	172	33.085	176	206									

<b>7</b>	Tim Zimmermann, DEU ,								<b>theoretical besttime: 1:45.908</b>								
1	1:55.300	30.374	139	51.572	173	33.354	180	211	9	1:46.478	23.015	142	50.974	173	32.489	179	208
2	1:48.703	23.376	142	52.375	172	32.952	179	<b>215</b>	10	1:46.385	23.003	<b>143</b>	50.907	174	32.475	180	207
3	1:47.187	23.088	142	51.500	173	32.599	180	206	11	1:46.268	22.952	143	50.907	175	32.409	179	208
4	1:47.307	23.034	142	51.441	175	32.832	180	207	12	1:46.418	23.037	143	50.924	174	32.457	180	208
5	1:46.352	23.050	142	50.831	<b>175</b>	32.471	<b>181</b>	211	13	1:46.664	23.026	142	51.238	174	32.400	180	206
6	<b>1:46.025</b>	22.919	142	<b>50.653</b>	175	32.453	180	210	14	1:46.509	23.019	142	51.052	174	32.438	181	207
7	1:46.297	<b>22.887</b>	143	50.898	174	32.512	181	209	15	1:46.943	23.159	142	51.093	174	32.691	179	206
8	1:46.381	23.022	143	50.991	174	<b>32.368</b>	180	208									

<b>8</b>	Mikkel Jensen, DEN ,								<b>theoretical besttime: 1:45.416</b>								
1	1:54.315	29.008	141	52.078	171	33.229	178	208	9	1:45.876	22.897	<b>143</b>	50.855	174	32.124	181	<b>208</b>
2	1:48.081	23.303	141	52.265	173	32.513	179	205	10	1:45.838	22.945	142	50.763	174	32.130	180	208
3	1:46.556	23.122	142	51.020	173	32.414	180	207	11	1:45.690	22.864	141	50.704	174	32.122	179	208
4	1:45.938	22.920	142	50.811	174	32.207	180	208	12	1:45.631	22.895	141	<b>50.618</b>	<b>174</b>	32.118	180	208
5	1:45.924	23.025	142	50.819	173	32.080	181	207	13	1:45.688	<b>22.735</b>	142	50.857	174	32.096	180	207
6	<b>1:45.563</b>	22.877	142	50.623	174	<b>32.063</b>	180	208	14	1:45.884	22.911	142	50.789	174	32.184	<b>181</b>	207
7	1:45.663	22.928	142	50.619	174	32.116	181	208	15	1:46.116	22.939	141	50.856	174	32.321	180	207
8	1:45.596	22.825	142	50.686	174	32.085	181	207									



# ADAC Formel Masters



## Lap analysis Race 1

Provisional

Hockenheim, Length: 4574 m

Air temperature: 16.3°C

Track temperature: 17.8°C

Weather condition: Dry

**DMSB** Reg. Nr.: 285/14  
Deutscher Motor Sport Bund e.V.

Saturday 4.10.2014 09:55

Lap	Time	SE1	SP1	SE2	SP2	SE3	SP3	TSP	Lap	Time	SE1	SP1	SE2	SP2	SE3	SP3	TSP
<b>9</b>	Fabian Schiller, DEU ,								<b>theoretical besttime: 1:46.286</b>								
1	1:57.123	30.913	123	53.203	169	33.007	181	212	9	1:46.508	23.309	<b>142</b>	50.908	175	32.291	180	209
2	1:49.213	23.655	142	51.839	169	33.719	178	<b>214</b>	10	1:46.716	<b>23.130</b>	142	51.204	174	32.382	181	210
3	1:47.706	24.012	140	51.088	174	32.606	180	214	11	1:49.242	23.777	142	51.133	<b>175</b>	34.332	167	208
4	1:46.954	23.425	142	51.054	173	32.475	179	210	12	1:48.141	24.032	141	51.643	174	32.466	179	205
5	1:46.706	23.436	142	50.988	174	<b>32.282</b>	180	209	13	1:47.136	23.406	142	51.419	174	32.311	180	206
6	<b>1:46.400</b>	23.193	142	<b>50.874</b>	174	32.333	180	209	14	1:47.197	23.303	142	51.464	173	32.430	179	206
7	1:46.872	23.342	142	51.005	175	32.525	<b>181</b>	210	15	1:47.284	23.477	142	51.400	174	32.407	178	206
8	1:46.871	23.456	142	50.955	174	32.460	180	211									

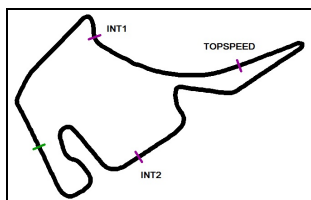
<b>10</b>	Nico Menzel, DEU ,								<b>theoretical besttime: 1:46.918</b>								
1	1:57.694	31.429	139	52.741	169	33.524	179	207	9	1:47.640	23.467	142	51.429	174	32.744	179	209
2	1:49.177	23.649	140	51.581	173	33.947	179	212	10	1:48.008	23.402	141	51.771	174	32.835	<b>180</b>	211
3	1:48.348	23.799	141	51.372	174	33.177	179	215	11	1:47.421	23.427	141	51.126	174	32.868	178	212
4	1:47.823	23.561	141	51.271	174	32.991	179	<b>216</b>	12	1:47.803	23.367	141	51.429	<b>175</b>	33.007	180	212
5	1:48.352	23.679	140	51.691	174	32.982	178	209	13	1:47.949	23.535	<b>142</b>	51.513	<b>175</b>	32.901	179	215
6	1:47.335	23.422	142	51.341	174	<b>32.572</b>	180	210	14	1:49.100	23.508	142	52.223	172	33.369	179	214
7	<b>1:47.197</b>	<b>23.315</b>	142	51.224	174	32.658	180	210	15	1:47.412	23.354	140	<b>51.031</b>	174	33.027	178	210
8	1:47.736	23.508	142	51.449	174	32.779	175	211									

<b>11</b>	Luis-Enrique Breuer, DEU ,								<b>theoretical besttime: 1:46.743</b>								
1	1:58.358	31.025	141	53.372	169	33.961	170	214	9	1:47.766	23.384	143	51.457	175	32.925	179	211
2	1:49.034	24.533	142	51.369	173	33.132	180	209	10	1:47.094	23.320	141	51.108	174	32.666	179	214
3	1:48.234	23.630	142	51.270	174	33.334	179	214	11	1:47.412	23.217	141	51.149	<b>176</b>	33.046	179	213
4	1:47.750	23.456	142	51.212	175	33.082	179	215	12	1:47.906	23.389	142	51.496	175	33.021	178	210
5	1:48.905	23.476	142	52.329	170	33.100	180	209	13	1:47.900	23.616	142	51.580	175	32.704	177	212
6	1:47.161	23.291	<b>143</b>	51.255	174	<b>32.615</b>	179	210	14	1:47.757	23.611	142	51.506	174	32.640	179	210
7	<b>1:47.092</b>	<b>23.122</b>	142	<b>51.006</b>	175	32.964	180	212	15	1:50.862	23.262	142	51.745	170	35.855	166	213
8	1:47.444	23.243	142	51.305	175	32.896	<b>180</b>	<b>215</b>									

<b>12</b>	Dennis Marschall, DEU ,								<b>theoretical besttime: 1:45.178</b>								
1	1:54.476	29.372	141	51.855	174	33.249	182	213	<b>9</b>	<b>1:45.292</b>	22.789	142	50.559	175	<b>31.944</b>	181	209
2	1:46.948	23.462	142	51.096	174	32.390	180	209	10	1:45.702	22.763	143	50.604	176	32.335	180	209
3	1:46.189	23.028	142	51.096	174	32.065	181	207	11	1:45.395	22.776	<b>143</b>	50.564	176	32.055	180	209
4	1:45.675	22.914	142	50.728	175	32.033	180	208	12	1:45.383	22.753	142	<b>50.536</b>	<b>176</b>	32.094	181	210
5	1:45.928	22.987	141	50.813	174	32.128	180	208	13	1:45.374	<b>22.698</b>	143	50.587	176	32.089	179	210
6	1:45.713	22.959	142	50.711	174	32.043	181	208	14	1:45.463	22.849	142	50.561	176	32.053	<b>182</b>	211
7	1:45.455	22.732	142	50.741	175	31.982	180	207	15	1:47.178	22.801	143	51.625	173	32.752	178	<b>213</b>
8	1:45.563	22.850	143	50.726	175	31.987	180	208									

<b>14</b>	Joel Eriksson, SWE ,								<b>theoretical besttime: 1:45.416</b>								
1	1:54.912	29.554	142	51.905	172	33.453	179	<b>213</b>	9	1:45.585	22.807	143	50.693	174	32.085	179	206
2	1:49.595	23.460	141	52.788	174	33.347	178	209	10	1:45.705	22.847	142	50.818	174	32.040	180	206
3	1:47.088	23.135	141	51.143	174	32.810	180	210	11	1:45.725	22.785	142	50.857	174	32.083	179	207
4	1:46.147	23.010	142	50.863	173	32.274	179	212	12	1:45.757	22.908	142	50.829	174	32.020	179	208
5	1:46.156	23.055	142	50.946	173	32.155	179	207	<b>13</b>	<b>1:45.475</b>	<b>22.782</b>	142	50.740	<b>175</b>	<b>31.953</b>	180	206
6	1:45.729	22.890	142	50.839	174	32.000	180	206	14	1:45.616	22.897	142	<b>50.681</b>	174	32.038	<b>180</b>	207
7	1:45.666	22.793	<b>143</b>	50.745	173	32.128	179	205	15	1:46.154	23.005	142	50.874	174	32.275	178	207
8	1:45.823	22.864	142	50.825	173	32.134	179	206									

<b>15</b>	Ralph Boschung, CHE ,								<b>theoretical besttime: 1:46.345</b>								
1	1:55.876	29.873	140	52.904	171	33.099	178	210	9	1:46.544	22.980	141	51.039	173	32.525	178	208
2	1:48.894	23.275	141	52.246	169	33.373	178	211	10	1:46.483	<b>22.962</b>	141	51.033	172	<b>32.488</b>	178	207
3	1:47.279	23.353	141	51.154	174	32.772	179	211	11	1:46.567	23.003	140	51.054	173	32.510	177	207
4	1:46.751	23.135	141	50.929	<b>174</b>	32.687	<b>179</b>	<b>211</b>	12	1:46.659	23.085	141	50.932	173	32.642	178	208
5	1:46.806	23.242	141	50.942	173	32.622	179	211	13	1:46.849	23.043	141	51.291	173	32.515	178	206
6	<b>1:46.463</b>	23.047	<b>142</b>	<b>50.895</b>	173	32.521	178	210	14	1:46.918	23.083	139	51.192	173	32.643	178	206
7	1:46.719	22.980	140	51.167	172	32.572	179	207	15	1:46.980	23.226	141	51.179	172	32.575	177	207
8	1:46.882	23.121	141	51.067	172	32.694	177	207									



# ADAC Formel Masters

## Lap analysis Race 1

Provisional



Hockenheim, Length: 4574 m

Air temperature: 16.3°C

Track temperature: 17.8°C

Weather condition: Dry



Reg. Nr.: 285/14

Saturday 4.10.2014 09:55

Lap	Time	SE1	SP1	SE2	SP2	SE3	SP3	TSP	Lap	Time	SE1	SP1	SE2	SP2	SE3	SP3	TSP
-----	------	-----	-----	-----	-----	-----	-----	-----	-----	------	-----	-----	-----	-----	-----	-----	-----

### 18 David Kolkmann, DEU ,

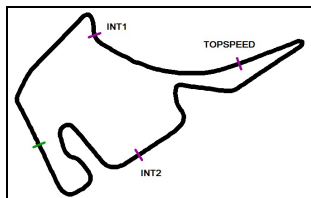
theoretical besttime: 1:46.775

1	1:59.251	32.309	107	52.922	173	34.020	177	206	9	1:47.221	23.415	142	50.929	176	32.877	180	210
2	1:49.101	24.064	141	51.495	175	33.542	179	212	10	1:47.180	<b>23.397</b>	142	50.952	175	32.831	179	210
3	1:48.503	23.697	142	51.414	175	33.392	179	<b>217</b>	<b>11</b>	<b>1:46.795</b>	23.417	142	<b>50.588</b>	176	<b>32.790</b>	179	211
4	1:47.589	23.653	141	50.895	175	33.041	180	213	12	1:47.198	23.418	142	50.886	175	32.894	180	211
5	1:48.264	23.587	143	51.235	174	33.442	179	215	13	1:47.520	23.419	143	51.017	<b>177</b>	33.084	<b>181</b>	215
6	1:48.225	23.527	142	51.030	175	33.668	179	212	14	1:47.647	23.497	143	51.138	176	33.012	180	214
7	1:48.113	23.517	142	51.481	176	33.115	179	206	15	1:49.101	23.500	142	50.899	175	34.702	178	210
8	1:47.889	23.732	<b>144</b>	51.173	175	32.984	178	210									

### 19 Igor Waliiko, POL ,

theoretical besttime: 1:46.419

1	1:56.416	30.805	141	52.160	173	33.451	179	<b>216</b>	<b>9</b>	<b>1:46.511</b>	23.191	142	50.737	<b>176</b>	32.583	180	210
2	1:49.529	23.394	142	52.716	169	33.419	180	214	10	1:46.606	23.194	142	50.792	175	32.620	179	210
3	1:47.169	23.356	142	50.958	175	32.855	179	211	11	1:46.707	23.273	142	50.861	176	32.573	179	210
4	1:46.816	23.226	142	50.795	175	32.795	180	212	12	1:47.114	23.275	<b>143</b>	51.107	175	32.732	180	211
5	1:46.986	23.346	142	50.821	175	32.819	179	211	13	1:46.850	23.237	143	51.059	175	<b>32.554</b>	<b>181</b>	209
6	1:46.609	<b>23.151</b>	142	50.838	175	32.620	180	210	14	1:46.972	23.330	142	50.815	175	32.827	177	209
7	1:47.176	23.244	143	51.306	175	32.626	180	209	15	1:46.745	23.282	143	50.855	175	32.608	178	210
8	1:46.533	23.244	142	<b>50.714</b>	175	32.575	179	211									



# ADAC Formel Masters

## Vmax list Race 1

Provisional



Hockenheim, Length: 4574 m

Air temperature: 16.3°C

Track temperature: 17.8°C

Weather condition: Dry

**DMSB** Reg. Nr.: 285/14  
Deutscher Motor Sport Bund e.V.

Saturday 4.10.2014 09:55

Nr	Team, Car, Driver, Nat	Top speed
18	<b>JBR Motorsport &amp; Engineering, Formel ADAC</b> Kolkmann David , DEU	217,30 km/h
19	<b>JBR Motorsport &amp; Engineering, Formel ADAC</b> Walilko Igor , POL	216,13 km/h
10	<b>Schiller-Motorsport, Formel ADAC</b> Menzel Nico , DEU	215,57 km/h
11	<b>Lotus, Formel ADAC</b> Breuer Luis-Enrique , DEU	215,35 km/h
7	<b>Neuhauser Racing Team, Formel ADAC</b> Zimmermann Tim , DEU	214,63 km/h
9	<b>Schiller-Motorsport, Formel ADAC</b> Schiller Fabian , DEU	214,07 km/h
12	<b>Lotus, Formel ADAC</b> Marschall Dennis , DEU	213,48 km/h
14	<b>Lotus, Formel ADAC</b> Eriksson Joel , SWE	213,14 km/h
15	<b>Lotus, Formel ADAC</b> Boschung Ralph , CHE	211,35 km/h
3	<b>Mücke-Motorsport, Formel ADAC</b> Dienst Marvin , DEU	211,31 km/h
2	<b>Mücke-Motorsport, Formel ADAC</b> Schramm Kim Luis , DEU	210,86 km/h
4	<b>Mücke-Motorsport, Formel ADAC</b> Maggi Giorgio , CHE	209,46 km/h
8	<b>Neuhauser Racing Team, Formel ADAC</b> Jensen Mikkel , DEN	208,33 km/h
1	<b>Mücke-Motorsport, Formel ADAC</b> Günther Maximilian , DEU	205,83 km/h