

# ADAC GT Masters

## Result List Qualifying 2



Provisional

Hockenheim, Length: 4574 m

Air temperature: 20.9°C

Track temperature: 22.7°C

Weather condition: Dry

**DMSB** Reg. Nr.: 285/14  
Deutscher Motor Sport Bund e.V.

Friday 3.10.2014 17:35

started : 24      classified : 24      not classified : 0

	Drivers	Team	Car	Lap	Best Time	Gap	Diff	Kph	Day Time
1	1 A.Wirth/D.Keilwitz	Callaway Competition	Corvette Z06.R GT3	5	<b>1:39.475</b>			165,5	17:43:57
2	18 T.Seiler(*G*)/A.Simonsen	Callaway Competition	Corvette Z06.R GT3	9	<b>1:39.873</b>	0.398	0.398	164,9	17:54:28
3	3 C.Engelhart/J.van Lagen	GW IT Racing Team Schütz Motors	Porsche 911 GT3 R	4	<b>1:39.878</b>	0.403	0.005	164,9	17:51:47
4	19 C.Hürtgen/D.Baumann	PIXUM Team Schubert	BMW Z4 GT3	7	<b>1:39.889</b>	0.414	0.011	164,8	18:00:54
5	2 P.Assenheimer/D.Alessi	Callaway Competition	Corvette Z06.R GT3	4	<b>1:39.905</b>	0.430	0.016	164,8	17:52:47
6	27 L.Stolz/M.Götz	H.T.P. Motorsport	Mercedes-Benz SLS AMG GT3	3	<b>1:39.988</b>	0.513	0.083	164,7	17:52:13
7	10 K.van der Linde/R.Rast	Prosperia C. Abt Racing	Audi R8 LMS ultra	4	<b>1:40.027</b>	0.552	0.039	164,6	17:48:53
8	33 C.Dupre/T.Schöffler	Dupre Motorsport Engineering	Audi R8 LMS ultra	4	<b>1:40.063</b>	0.588	0.036	164,6	17:55:40
9	23 M.Engel/J.Seyffarth	ROWE Racing	Mercedes-Benz SLS AMG GT3	3	<b>1:40.165</b>	0.690	0.102	164,4	17:50:56
10	8 R.Renauer/M.Ragginger	TONINO Team Herberth	Porsche 911 GT3 R	3	<b>1:40.193</b>	0.718	0.028	164,3	17:53:04
11	24 A.von Thum und Taxis/T.Enge	Reiter Engineering	Chevrolet Camaro GT	3	<b>1:40.321</b>	0.846	0.128	164,1	17:52:56
12	13 D.Jahn/S.Barth	RWT Racing Team	Corvette Z06.R GT3	4	<b>1:40.364</b>	0.889	0.043	164,1	17:48:36
13	7 H.Handlos(*G*)/A.Renauer	TONINO Team Herberth	Porsche 911 GT3 R	4	<b>1:40.539</b>	1.064	0.175	163,8	17:43:27
14	20 M.Sandritter/J.Klingmann	PIXUM Team Schubert	BMW Z4 GT3	5	<b>1:40.557</b>	1.082	0.018	163,8	17:45:56
15	16 P.Geipel/R.Frey	YACO Racing	Audi R8 LMS ultra	3	<b>1:40.560</b>	1.085	0.003	163,7	17:50:15
16	100 F.Stoll/D.Dobitsch	kfzteile24 APR Motorsport	Audi R8 LMS ultra	3	<b>1:40.572</b>	1.097	0.012	163,7	17:49:57
17	17 R.Lips(*G*)/L.Marionek	Callaway Competition	Corvette Z06.R GT3	6	<b>1:40.575</b>	1.100	0.003	163,7	17:46:31
18	6 S.Asch/P.Frommenwiler	Farnbacher Racing	Porsche 911 GT3 R	7	<b>1:40.585</b>	1.110	0.010	163,7	18:01:00
19	5 N.Morcom/R.Lukas	Farnbacher Racing	Porsche 911 GT3 R	4	<b>1:40.679</b>	1.204	0.094	163,6	17:44:08
20	22 N.Bastian/J.Alguersuari	ROWE Racing	Mercedes-Benz SLS AMG GT3	4	<b>1:40.685</b>	1.210	0.006	163,5	17:53:12
21	9 D.Jöst(*G*)/F.Scholze(*G*)	TONINO Team Herberth	Porsche 911 GT3 R	3	<b>1:40.775</b>	1.300	0.090	163,4	17:45:41
22	21 L.Ludwig/H.Schlegelmilch	BKK Mobil Oil Zakspeed	Mercedes-Benz SLS AMG GT3	5	<b>1:40.883</b>	1.408	0.108	163,2	17:51:18
23	14 F.Spengler/A.Parente	MRS GT-Racing	McLaren MP4-12C GT3	6	<b>1:41.077</b>	1.602	0.194	162,9	17:56:53
24	4 A.Wossos(*G*)/W.Nathan(*G*)	GW IT Racing Team Schütz Motors	Porsche 911 GT3 R	2	<b>1:42.733</b>	3.258	1.656	160,3	17:39:29

Following race director decision cancellation of the relevant lap time because tracklimits for car no. 20,18,

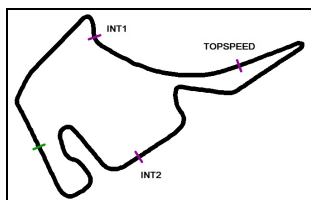
(\*G\*) marks the gentlemen driver

**Subject to final scrutineering!**

Publications Time:

Clerk of the course:

Time Keeping:



# ADAC GT Masters

## Lap analysis Qualifying 2

Provisional



Hockenheim, Length: 4574 m

Air temperature: 21.0°C

Track temperature: 22.7°C

Weather condition: Dry

**DMSB** Reg. Nr.: 285/14  
Deutscher Motor Sport Bund e.V.

Friday 3.10.2014 17:35

Lap	Time	SE1	SP1	SE2	SP2	SE3	SP3	TSP	Lap	Time	SE1	SP1	SE2	SP2	SE3	SP3	TSP
<b>1</b>	Andreas Wirth, DEU/ Daniel Keilwitz, DEU								<b>theoretical besttime: 1:39.401</b>								
1	2:08.618	36.996	132	55.466	184	36.156	196	200	<b>5</b>	<b>1:39.475</b>	22.051	164	<b>45.572</b>	196	31.852	209	261
2	1:47.195	24.186	155	49.261	165	33.748	208	239	6	1:57.292	22.773	160	52.252	181	42.267		208
3	1:39.581	22.165	<b>164</b>	45.577	<b>198</b>	<b>31.839</b>	<b>210</b>	260	7	12:06.231	10:37.124	135	53.208	175	35.899	159	198
4	1:42.144	<b>21.990</b>	163	46.111	179	34.043	210	<b>261</b>									

<b>2</b>	Patrick Assenheimer, DEU/ Diego Alessi, ITA								<b>theoretical besttime: 1:39.879</b>								
1	7:13.813	5:26.623	116	1:05.037	146	42.153		138	6	1:48.241	22.447	163	45.573	196	40.221	205	<b>263</b>
2	7:12.194	5:47.315	145	47.738	193	37.141	203	257	7	1:40.271	22.166	162	45.573	<b>198</b>	32.532	206	262
3	1:40.978	22.513	158	46.012	197	32.453	204	261	8	1:41.188	22.187	162	45.881	197	33.120	205	262
4	<b>1:39.905</b>	<b>22.153</b>	164	<b>45.485</b>	197	32.267	206	262	9	1:40.125	22.178	162	45.706	197	<b>32.241</b>	<b>206</b>	262
5	1:53.594	22.342	<b>164</b>	51.732	145	39.520	204	262									

<b>3</b>	Christian Engelhart, DEU/ Jaap van Lagen, NLD								<b>theoretical besttime: 1:39.854</b>								
1	11:45.817	10:21.917	144	50.815	191	33.085	201	193	5	1:40.249	<b>22.006</b>	162	46.050	193	32.193	<b>205</b>	<b>257</b>
2	1:41.147	22.455	<b>163</b>	46.167	195	32.525	203	255	6	1:56.990	22.501	157	49.889	161	44.600		215
3	1:40.276	22.140	161	46.165	194	31.971	204	255									
4	<b>1:39.878</b>	22.030	163	<b>45.886</b>	<b>195</b>	<b>31.962</b>	204	256									

<b>4</b>	Antonios Wossos, GRC/ Wolf Nathan, NLD								<b>theoretical besttime: 1:42.542</b>								
1	2:46.789	1:21.591	132	51.027	182	34.171	200	243	4	1:42.782	22.793	159	46.978	<b>191</b>	33.011	200	250
2	<b>1:42.733</b>	22.825	160	<b>46.974</b>	190	<b>32.934</b>	201	249									
3	1:42.904	<b>22.634</b>	158	47.194	189	33.076	<b>201</b>	250									

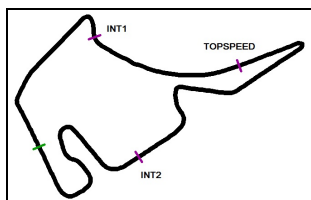
<b>5</b>	Nathan Morcom, AUS/ Robert Lukas, POL								<b>theoretical besttime: 1:40.585</b>								
1	4:03.885	2:36.554	122	51.006	171	36.325	199	232	<b>4</b>	<b>1:40.679</b>	<b>22.180</b>	160	46.112	193	<b>32.387</b>	<b>201</b>	253
2	1:42.456	23.056	159	46.691	192	32.709	201	252	5	1:40.748	22.293	159	<b>46.018</b>	193	32.437	201	254
3	1:41.025	22.280	160	46.256	<b>194</b>	32.489	199	252									

<b>6</b>	Sebastian Asch, DEU/ Philipp Frommenwiler, CHE								<b>theoretical besttime: 1:40.386</b>								
1	15:26.683	14:01.198	139	51.435	189	34.050	200	230	5	2:03.096	25.819	119	1:02.610	157	34.667	201	176
2	1:41.118	22.623	<b>162</b>	46.174	195	32.321	201	257	6	1:47.399	22.564	151	51.598	183	33.237	202	192
3	1:40.733	22.487	160	<b>45.998</b>	195	32.248	202	258	<b>7</b>	<b>1:40.585</b>	22.365	162	46.012	194	<b>32.208</b>	203	<b>259</b>
4	1:40.586	<b>22.180</b>	161	46.088	<b>196</b>	32.318	<b>204</b>	257									

<b>7</b>	Herbert Handlos, AUT/ Alfred Renauer, DEU								<b>theoretical besttime: 1:40.412</b>								
1	3:18.189	1:47.657	132	54.815	180	35.717	199	187	7	7:54.551	6:31.753	148	48.870	188	33.928	200	251
2	1:47.465	24.395	151	48.864	188	34.206	201	251	8	1:44.679	22.899	153	48.145	193	33.635	202	230
3	1:40.979	22.685	161	46.186	193	<b>32.108</b>	203	251	9	1:41.047	22.467	159	46.158	193	32.422	202	254
4	<b>1:40.539</b>	22.317	160	46.044	<b>195</b>	32.178	<b>203</b>	253	10	1:49.311	22.417	<b>161</b>	46.470	186	40.424		<b>255</b>
5	1:40.611	<b>22.303</b>	160	46.164	193	32.144	201	252	11	1:38.976	-	-	-	-	-	-	-
6	1:47.218	22.361	160	<b>46.001</b>	193	38.856		254									

<b>8</b>	Robert Renauer, DEU/ Martin Ragginger, AUT								<b>theoretical besttime: 1:39.997</b>								
1	14:41.655	13:17.419	145	51.692	186	32.544	201	218	5	1:40.588	22.202	160	45.994	191	32.392	202	<b>256</b>
2	1:42.818	24.037	159	46.336	191	32.445	202	253	6	1:50.937	28.039	128	49.197	188	33.701	200	251
3	<b>1:40.193</b>	22.383	<b>161</b>	<b>45.957</b>	<b>193</b>	<b>31.853</b>	<b>203</b>	254									
4	1:46.226	<b>22.187</b>	159	49.687	185	34.352	200	254									

<b>9</b>	Dominic Jöst, DEU/ Florian Scholze, DEU								<b>theoretical besttime: 1:40.740</b>								
1	7:19.411	5:47.458	126	57.713	186	34.240	202	220	5	8:07.364	6:46.150	159	47.800	150	33.414	201	250
2	1:41.404	22.886	161	46.222	<b>194</b>	32.296	200	252	6	1:41.867	22.645	161	46.551	192	32.671	201	<b>254</b>
3	<b>1:40.775</b>	<b>22.405</b>	161	46.164	194	<b>32.206</b>	202	252	7	1:41.028	22.455	160	<b>46.129</b>	194	32.444	<b>203</b>	253
4	1:51.066	23.151	154	47.652	191	40.263		251									



# ADAC GT Masters

## Lap analysis Qualifying 2



Provisional

Hockenheim, Length: 4574 m

Air temperature: 21.0°C

Track temperature: 22.7°C

Weather condition: Dry

**DMSB** Reg. Nr.: 285/14  
Deutscher Motor Sport Bund e.V.

Friday 3.10.2014 17:35

Lap	Time	SE1	SP1	SE2	SP2	SE3	SP3	TSP	Lap	Time	SE1	SP1	SE2	SP2	SE3	SP3	TSP
<b>10</b>	Kelvin van der Linde, ZAF/ Rene Rast, DEU								<b>theoretical besttime: 1:39.811</b>								
1	8:47.221	7:02.474	125	1:08.446	142	36.301	162	130	6	1:58.401	22.278	157	57.681	124	38.442	200	154
2	1:46.070	25.821	158	48.054	192	32.195	200	244	7	1:40.136	22.284	158	<b>46.110</b>	193	31.742	201	251
3	1:40.180	22.172	159	46.275	193	31.733	201	249	8	1:46.763	22.296	155	50.398	149	34.069	201	217
4	<b>1:40.027</b>	<b>22.009</b>	<b>159</b>	46.211	194	31.807	201	250	9	1:40.080	22.175	158	46.213	<b>194</b>	<b>31.692</b>	<b>202</b>	250
5	1:43.435	22.136	159	46.364	193	34.935	201	251									

<b>13</b>	David Jahn, DEU/ Sven Barth, DEU								<b>theoretical besttime: 1:40.364</b>								
1	8:32.924	7:04.219	131	53.920	187	34.785	200	209	5	1:48.744	22.545	150	46.866	193	39.333	200	259
2	1:42.651	23.184	161	46.535	192	32.932	203	257	6	6:05.889	4:38.698	116	51.697	184	35.494	202	217
3	1:40.770	22.386	<b>162</b>	46.017	194	32.367	<b>204</b>	<b>260</b>									
4	<b>1:40.364</b>	<b>22.300</b>	161	<b>45.887</b>	<b>195</b>	<b>32.177</b>	203	260									

<b>14</b>	Florian Spengler, DEU/ Alvaro Parente, PRT								<b>theoretical besttime: 1:40.879</b>								
1	8:13.338	6:41.479	131	53.548	182	38.311	194	245	<b>6</b>	<b>1:41.077</b>	22.417	158	46.199	<b>193</b>	32.461	201	257
2	1:58.375	25.287	131	56.753	147	36.335	195	162	7	1:41.121	22.454	157	46.280	193	32.387	<b>202</b>	257
3	1:56.179	23.478	151	52.527	179	40.174		244	8	1:41.085	<b>22.331</b>	<b>159</b>	<b>46.196</b>	193	32.558	200	<b>258</b>
4	6:22.979	5:00.137	153	46.826	190	36.016	200	255									
5	1:41.561	22.824	156	46.385	192	<b>32.352</b>	201	257									

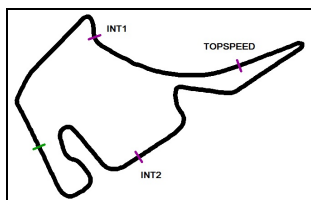
<b>16</b>	Philip Geipel, DEU/ Rahel Frey, CHE								<b>theoretical besttime: 1:40.552</b>								
1	11:53.909	10:25.430	143	55.071	189	33.408	200	175	4	1:43.589	22.275	<b>161</b>	48.858	190	32.456	198	237
2	1:41.039	22.344	160	46.458	191	<b>32.237</b>	<b>201</b>	250	5	1:40.790	22.202	160	46.249	<b>192</b>	32.339	199	<b>252</b>
3	<b>1:40.560</b>	<b>22.188</b>	161	<b>46.127</b>	192	32.245	200	251									

<b>17</b>	Remo Lips, CHE/ Lennart Marioneck, DEU								<b>theoretical besttime: 1:40.337</b>								
1	3:04.807	1:32.148	115	57.043	184	35.616	201	195	5	1:40.667	22.354	163	45.938	196	<b>32.375</b>	205	259
2	1:43.607	23.153	150	47.482	194	32.972	204	257	<b>6</b>	<b>1:40.575</b>	22.363	163	<b>45.685</b>	195	32.527	205	<b>261</b>
3	1:40.965	22.395	163	46.137	195	32.433	205	259									
4	1:40.793	<b>22.277</b>	<b>164</b>	46.018	<b>196</b>	32.498	<b>206</b>	259									

<b>18</b>	Toni Seiler, CHE/ Andreas Simonsen, SWE								<b>theoretical besttime: 1:39.777</b>								
1	4:16.088	2:51.530	137	49.072	160	35.486	204	253	6	1:46.811	22.857	146	48.722	195	35.232	206	241
2	1:40.750	22.412	161	46.191	196	<b>32.147</b>	204	261	7	1:40.331	22.255	165	45.691	197	32.385	206	<b>265</b>
3	1:43.153	22.327	158	47.590	194	33.236	206	260	8	1:40.190	22.367	162	45.605	<b>197</b>	32.218	<b>207</b>	264
4	1:40.627	22.263	164	45.693	196	32.671	199	262	<b>9</b>	<b>1:39.873</b>	<b>22.224</b>	164	<b>45.406</b>	197	32.243	205	265
5	1:40.478	22.412	<b>165</b>	45.614	197	32.452	205	262	10	2:01.099	22.519	149	53.813	154	44.767	205	214
	1:40.158	22.229	164	45.573	196	32.356	204	262									

<b>19</b>	Claudia Hürtgen, DEU/ Dominik Baumann, AUT								<b>theoretical besttime: 1:39.889</b>								
1	15:42.381	13:48.029	109	1:13.911	143	40.441	180	178	5	1:40.171	22.183	158	46.103	196	31.885	202	251
2	1:50.174	25.486	141	50.737	187	33.951	198	238	6	1:40.209	22.181	159	46.245	195	31.783	201	253
3	1:41.358	22.871	159	46.588	195	31.899	<b>203</b>	251	<b>7</b>	<b>1:39.889</b>	<b>22.112</b>	159	<b>46.062</b>	<b>196</b>	<b>31.715</b>	202	<b>255</b>
4	1:40.121	22.157	<b>160</b>	46.142	196	31.822	200	252									

<b>20</b>	Max Sandritter, DEU/ Jens Klingmann, DEU								<b>theoretical besttime: 1:40.359</b>								
1	2:30.354	1:07.215	142	49.687	190	33.452	198	224	6	1:40.579	22.358	158	46.152	195	32.069	203	252
2	1:42.280	23.068	159	46.861	190	32.351	201	251	7	1:41.707	22.261	159	<b>46.123</b>	193	33.323	190	<b>255</b>
	1:41.447	22.926	<b>160</b>	46.431	194	32.090	201	252	8	1:48.281	23.099	158	47.825	194	37.357		245
3	1:40.921	22.333	159	46.570	<b>196</b>	32.018	202	251	9	2:51.455	1:32.888	159	46.439	194	32.128	<b>204</b>	252
4	1:40.590	<b>22.251</b>	160	46.203	196	32.136	201	252	10	1:40.847	22.261	159	46.285	193	32.301	202	254
5	<b>1:40.557</b>	22.313	159	46.259	195	<b>31.985</b>	201	252									



# ADAC GT Masters

## Lap analysis Qualifying 2

Provisional



Hockenheim, Length: 4574 m

Air temperature: 21.0°C

Track temperature: 22.7°C

Weather condition: Dry

**DMSB** Reg. Nr.: 285/14  
Deutscher Motor Sport Bund e.V.

Friday 3.10.2014 17:35

Lap	Time	SE1	SP1	SE2	SP2	SE3	SP3	TSP	Lap	Time	SE1	SP1	SE2	SP2	SE3	SP3	TSP
<b>21</b>	Luca Ludwig, DEU/ Harald Schlegelmilch, LVA								<b>theoretical besttime: 1:40.604</b>								
1	9:32.178	8:06.683	147	51.364	188	34.131	200	234	6	1:40.990	22.560	161	<b>46.030</b>	193	32.400	202	260
2	1:42.870	23.145	158	47.103	193	32.622	200	256	7	1:41.504	22.529	<b>161</b>	46.312	<b>194</b>	32.663	200	259
3	1:41.414	22.600	161	46.451	194	32.363	202	257	8	1:44.150	23.119	138	47.325	193	33.706	203	257
4	1:41.063	22.470	161	46.302	194	32.291	203	258	9	1:41.261	<b>22.380</b>	160	46.381	194	32.500	201	259
5	<b>1:40.883</b>	22.422	161	46.267	193	<b>32.194</b>	<b>203</b>	<b>260</b>									

<b>22</b>	Nico Bastian, DEU/ Jaime Alguersuari, ESP								<b>theoretical besttime: 1:40.550</b>								
1	13:03.260	11:40.812	140	49.719	186	32.729	199	246	5	1:47.986	22.317	158	50.566	170	35.103	201	257
2	1:40.963	22.377	159	46.276	194	32.310	200	256	6	1:40.773	22.333	159	<b>46.046</b>	194	32.394	201	258
3	1:47.711	22.283	158	49.514	162	35.914	<b>202</b>	258	7	1:41.266	<b>22.252</b>	159	46.055	194	32.959	198	<b>260</b>
4	<b>1:40.685</b>	22.326	159	46.107	<b>195</b>	<b>32.252</b>	200	257									

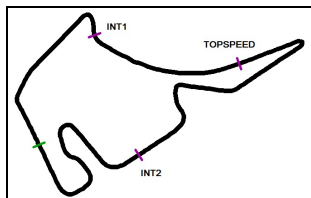
<b>23</b>	Maro Engel, DEU/ Jan Seyffarth, DEU								<b>theoretical besttime: 1:40.097</b>								
1	12:35.172	11:09.110	139	51.679	182	34.383	197	205	5	1:47.624	22.391	158	52.249	174	32.984	<b>203</b>	<b>259</b>
2	1:41.092	22.578	159	46.146	193	32.368	201	256	6	1:40.467	22.320	155	46.006	193	32.141	202	257
3	<b>1:40.165</b>	<b>22.152</b>	<b>159</b>	45.943	193	<b>32.070</b>	202	257									
4	1:40.407	22.305	159	<b>45.875</b>	<b>193</b>	32.227	198	258									

<b>24</b>	Albert von Thurn und Taxis, DEU/ Tomas Enge, CZE								<b>theoretical besttime: 1:40.110</b>								
1	14:32.888	12:52.780	133	59.614	95	40.494	200	223	5	1:42.730	23.902	157	46.223	195	32.605	204	260
2	1:43.075	23.388	157	47.091	194	32.596	204	260	6	1:40.946	22.443	160	46.053	194	32.450	204	261
3	<b>1:40.321</b>	22.447	<b>160</b>	<b>45.793</b>	<b>196</b>	<b>32.081</b>	<b>205</b>	261	7	1:51.873	22.621	159	52.882	118	36.370	205	261
4	1:40.517	<b>22.236</b>	159	45.915	195	32.366	203	261									

<b>27</b>	Luca Stolz, DEU/ Maximilian Götz, DEU								<b>theoretical besttime: 1:39.886</b>								
1	13:45.101	12:17.753	144	52.750	172	34.598	198	199	5	1:40.054	22.274	161	45.801	<b>196</b>	31.979	203	<b>260</b>
2	1:48.322	23.845	154	49.399	182	35.078	203	254	6	1:45.840	24.250	132	48.173	191	33.417	<b>203</b>	241
3	<b>1:39.988</b>	22.252	161	<b>45.779</b>	195	31.957	202	259									
4	1:40.024	<b>22.158</b>	162	45.917	196	<b>31.949</b>	203	259									

<b>33</b>	Christoph Dupre, DEU/ Thomas Schöffler, DEU								<b>theoretical besttime: 1:40.063</b>								
1	15:37.729	14:00.156	97	1:01.049	181	36.524	198	190	<b>4</b>	<b>1:40.063</b>	<b>22.107</b>	160	<b>45.860</b>	<b>192</b>	<b>32.096</b>	<b>201</b>	253
2	1:42.086	22.796	156	47.031	191	32.259	201	251									
3	1:40.782	22.531	160	46.072	192	32.179	201	252									

<b>100</b>	Florian Stoll, DEU/ Daniel Dobitsch, AUT								<b>theoretical besttime: 1:40.572</b>								
1	11:35.172	10:09.073	144	52.312	188	33.787	198	233	4	1:44.184	22.255	<b>160</b>	46.397	192	35.532	165	<b>252</b>
2	1:41.796	22.956	159	46.589	192	32.251	201	248	5	1:54.665	24.956	150	51.746	185	37.963		188
3	<b>1:40.572</b>	<b>22.246</b>	160	<b>46.345</b>	<b>193</b>	<b>31.981</b>	<b>202</b>	251									



# ADAC GT Masters

## Vmax list Qualifying 2

Provisional



Hockenheim, Length: 4574 m

Air temperature: 21.0°C

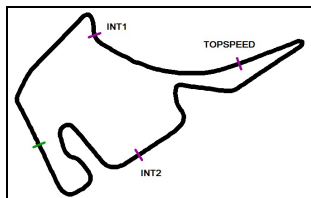
Track temperature: 22.7°C

Weather condition: Dry

**DMSB** Reg. Nr.: 285/14  
Deutscher Motor Sport Bund e.V.

Friday 3.10.2014 17:35

Nr	Team, Car, Driver, Nat	Top speed
18	<b>Callaway Competition, Corvette Z06.R GT3</b> Seiler Toni , CHE Simonsen Andreas , SWE	264,77 km/h
2	<b>Callaway Competition, Corvette Z06.R GT3</b> Assenheimer Patrick , DEU Alessi Diego , ITA	262,52 km/h
24	<b>Reiter Engineering, Chevrolet Camaro GT</b> von Thurn und Taxis Albert , DEU Enge Tomas , CZE	262,52 km/h
1	<b>Callaway Competition, Corvette Z06.R GT3</b> Wirth Andreas , DEU Keilwitz Daniel , DEU	261,00 km/h
17	<b>Callaway Competition, Corvette Z06.R GT3</b> Lips Remo , CHE Marioneck Lennart , DEU	260,87 km/h
27	<b>H.T.P. Motorsport, Mercedes-Benz SLS AMG GT3</b> Stolz Luca , DEU Götz Maximilian , DEU	259,99 km/h
21	<b>BKK Mobil Oil Zakspeed, Mercedes-Benz SLS AMG GT3</b> Ludwig Luca , DEU Schlegelmilch Harald , LVA	259,93 km/h
22	<b>ROWE Racing, Mercedes-Benz SLS AMG GT3</b> Bastian Nico , DEU Alguersuari Jaime , ESP	259,87 km/h
13	<b>RWT Racing Team, Corvette Z06.R GT3</b> Jahn David , DEU Barth Sven , DEU	259,74 km/h
23	<b>ROWE Racing, Mercedes-Benz SLS AMG GT3</b> Engel Maro , DEU Seyffarth Jan , DEU	259,49 km/h
6	<b>Farnbacher Racing, Porsche 911 GT3 R</b> Asch Sebastian , DEU Frommenwiler Philipp , CHE	258,81 km/h
14	<b>MRS GT-Racing, McLaren MP4-12C GT3</b> Spengler Florian , DEU Parente Alvaro , PRT	258,44 km/h
3	<b>GW IT Racing Team Schütz Motorsport, Porsche 911 GT3 R</b> Engelhart Christian , DEU van Lagen Jaap , NLD	256,96 km/h
33	<b>Dupre Motorsport Engineering, Audi R8 LMS ultra</b> Dupre Christoph , DEU Schöffler Thomas , DEU	256,47 km/h



# ADAC GT Masters

## Vmax list Qualifying 2

Provisional



Hockenheim, Length: 4574 m

Air temperature: 21.0°C

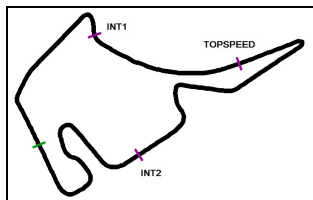
Track temperature: 22.7°C

Weather condition: Dry

**DMSB** Reg. Nr.: 285/14  
Deutscher Motor Sport Bund e.V.

Friday 3.10.2014 17:35

Nr	Team, Car, Driver, Nat	Top speed
8	<b>TONINO Team Herberth, Porsche 911 GT3 R</b> Renauer Robert , DEU Ragginger Martin , AUT	255,86 km/h
5	<b>Farnbacher Racing, Porsche 911 GT3 R</b> Morcom Nathan , AUS Lukas Robert , POL	255,38 km/h
7	<b>TONINO Team Herberth, Porsche 911 GT3 R</b> Handlos Herbert , AUT Renauer Alfred , DEU	254,96 km/h
20	<b>PIXUM Team Schubert, BMW Z4 GT3</b> Sandritter Max , DEU Klingmann Jens , DEU	254,78 km/h
19	<b>PIXUM Team Schubert, BMW Z4 GT3</b> Hürtgen Claudia , DEU Baumann Dominik , AUT	254,54 km/h
9	<b>TONINO Team Herberth, Porsche 911 GT3 R</b> Jöst Dominic , DEU Scholze Florian , DEU	253,70 km/h
16	<b>YACO Racing, Audi R8 LMS ultra</b> Geipel Philip , DEU Frey Rahel , CHE	252,10 km/h
100	<b>kfzteile24 APR Motorsport, Audi R8 LMS ultra</b> Stoll Florian , DEU Dobitsch Daniel , AUT	251,98 km/h
10	<b>Prosperia C. Abt Racing, Audi R8 LMS ultra</b> van der Linde Kelvin , ZAF Rast Rene , DEU	251,05 km/h
4	<b>GW IT Racing Team Schütz Motorsport, Porsche 911 GT3 R</b> Wossos Antonios , GRC Nathan Wolf , NLD	250,29 km/h



# ADAC GT Masters

## Start Grid Race 2

Provisional



Hockenheim, Length: 4574 m

Air temperature: 12.9°C

Track temperature: 13.2°C

Weather condition: Dry



Reg. Nr.: 285/14

Sunday 5.10.2014 12:00

<b>18 Callaway Competition</b>	1:39.873
Toni Seiler/ Andreas Simonsen*	
<b>19 PIXUM Team Schubert</b>	1:39.889
Claudia Hürtgen/ Dominik Baumann*	
<b>27 H.T.P. Motorsport</b>	1:39.988
Luca Stolz/ Maximilian Götz*	
<b>33 Dupre Motorsport Engineering</b>	1:40.063
Christoph Dupre/ Thomas Schöffler*	
<b>8 TONINO Team Herberth</b>	1:40.193
Robert Renauer/ Martin Ragginger*	
<b>7 TONINO Team Herberth</b>	1:40.539
Herbert Handlos/ Alfred Renauer*	
<b>24 Reiter Engineering</b>	1:40.321
Albert von Thurn und Taxis/ Tomas Enge*	
<b>100 kfzteile24 APR Motorsport</b>	1:40.572
Florian Stoll/ Daniel Dobitsch*	
<b>6 Farnbacher Racing</b>	1:40.585
Sebastian Asch/ Philipp Frommenwiler*	
<b>22 ROWE Racing</b>	1:40.685
Nico Bastian/ Jaime Alguersuari*	
<b>21 BKK Mobil Oil Zakspeed</b>	1:40.883
Luca Ludwig/ Harald Schlegelmilch*	
<b>4 GW IT Racing Team Schütz Motors</b>	1:42.733
Antonios Wossos/ Wolf Nathan*	

- 1
- 2
- 3
- 4
- 5
- 6
- 7
- 8
- 9
- 10
- 11
- 12
- 13

### POLE POSITION

<b>1 Callaway Competition</b>	1:39.475
Andreas Wirth/ Daniel Keilwitz*	
<b>3 GW IT Racing Team Schütz Motors</b>	1:39.878
Christian Engelhart/ Jaap van Lagen*	
<b>2 Callaway Competition</b>	1:39.905
Patrick Assenheimer/ Diego Alessi*	
<b>10 Prosperia C. Abt Racing</b>	1:40.027
Kelvin van der Linde/ Rene Rast*	
<b>23 ROWE Racing</b>	1:40.165
Maro Engel/ Jan Seyffarth*	
<b>13 RWT Racing Team</b>	1:40.364
David Jahn/ Sven Barth*	
<b>20 PIXUM Team Schubert</b>	1:40.557
Max Sandritter/ Jens Klingmann*	
<b>16 YACO Racing</b>	1:40.560
Philip Geipel/ Rahel Frey*	
<b>17 Callaway Competition</b>	1:40.575
Remo Lips/ Lennart Marioneck*	
<b>5 Farnbacher Racing</b>	1:40.679
Nathan Morcom/ Robert Lukas*	
<b>9 TONINO Team Herberth</b>	1:40.775
Dominic Jöst/ Florian Scholze*	
<b>14 MRS GT-Racing</b>	1:41.077
Florian Spengler/ Alvaro Parente*	
<b>11 Prosperia C. Abt Racing</b>	
Christer Jöns/ Nicki Thiim*	

Following stewards decision no. 45 - drop of 3 grid positions for car no. 24

\* Marks the starting driver

Publications Time:

Clerk of the course:

Time Keeping: