

ADAC Formel Masters

Result List Qualifying

Provisional



Hockenheim, Length: 4574 m

Air temperature: 24.3°C

Track temperature: 30.8°C

Weather condition: Dry

DMSB Reg. Nr.: 285/14
Deutscher Motor Sport Bund e.V.

Friday 3.10.2014 15:00

started : 14 classified : 14 not classified : 0

	Competitor Drivers	Sponsor Car	Lap	Best Time	Gap	Diff	Kph	Day Time
1	1 ADAC Berlin Brandenburg e.V. M.Günther(DEU)	Formel ADAC	3	1:45.516			156,1	15:10:53
2	8 Neuhauser Racing Team M.Jensen(DEN)	Formel ADAC	8	1:45.732	0.216	0.216	155,7	15:20:01
3	14 Lotus J.Eriksson(SWE)	Formel ADAC	13	1:45.755	0.239	0.023	155,7	15:31:31
4	12 Lotus D.Marschall(DEU)	ADAC Nordbaden e.V. Formel ADAC	11	1:46.139	0.623	0.384	155,1	15:28:20
5	15 Lotus R.Boschung(CHE)	Formel ADAC	13	1:46.213	0.697	0.074	155,0	15:30:02
6	7 Neuhauser Racing Team T.Zimmermann(DEU)	ADAC Württemberg Formel ADAC	14	1:46.330	0.814	0.117	154,9	15:30:48
7	19 JBR Motorsport & Engineering I.Walilko(POL)	Formel ADAC	11	1:46.374	0.858	0.044	154,8	15:30:52
8	11 Lotus L.Breuer(DEU)	Formel ADAC	12	1:46.477	0.961	0.103	154,6	15:30:35
9	9 Schiller-Motorsport F.Schiller(DEU)	ADAC Nordrhein e.V. Formel ADAC	11	1:46.887	1.371	0.410	154,1	15:26:16
10	10 Schiller-Motorsport N.Menzel(DEU)	Formel ADAC	13	1:47.085	1.569	0.198	153,8	15:28:05
11	18 JBR Motorsport & Engineering D.Kolkmann(DEU)	Formel ADAC	15	1:47.381	1.865	0.296	153,3	15:31:46
12	3 ADAC Berlin-Brandenburg e.V. M.Dienst(DEU)	ADAC Nordbaden e.V. Formel ADAC	4	1:47.476	1.960	0.095	153,2	15:16:30
13	2 ADAC Berlin-Brandenburg e.V. K.Schramm(DEU)	Formel ADAC	12	1:47.622	2.106	0.146	153,0	15:28:34
14	4 ADAC Berlin-Brandenburg e.V. G.Maggi(CHE)	Formel ADAC	13	1:48.607	3.091	0.985	151,6	15:30:10

Qualifying Time: 1:56.234 MIN LAPS : 2 Percent: 110%

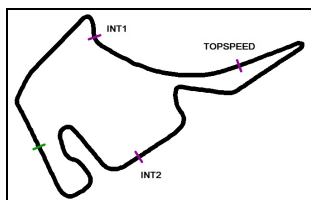
Following race director decision cancellation of the relevant lap time because tracklimits for car no. 4,11,3,1,12,14,1,19,2

Subject to final scrutineering!

Publications Time:

Clerk of the course:

Time Keeping:



ADAC Formel Masters

Result List Qualifying 2nd best Race 2



Provisional

Hockenheim, Length: 4574 m

Air temperature: 24.7°C

Track temperature: 31.7°C

Weather condition: Dry

DMSB Reg. Nr.: 285/14
Deutscher Motor Sport Bund e.V.

Friday 3.10.2014 14:55

started : 14 classified : 14 not classified : 0

	Drivers	Sponsor	Car	Lap	Best Time	Gap	Diff	Kph	Day Time
1	1 M.Günther		Formel ADAC	8	1:45.600			155,9	15:24:52
2	8 M.Jensen		Formel ADAC	11	1:45.781	0.181	0.181	155,7	15:25:24
3	14 J.Eriksson		Formel ADAC	4	1:45.789	0.008	0.189	155,7	15:10:02
4	12 D.Marschall	ADAC Nordbaden e.V.	Formel ADAC	12	1:46.217	0.428	0.617	155,0	15:30:07
5	15 R.Boschung		Formel ADAC	12	1:46.408	0.191	0.808	154,7	15:28:16
6	19 I.Walilko		Formel ADAC	8	1:46.478	0.070	0.878	154,6	15:25:32
7	7 T.Zimmermann	ADAC Württemberg	Formel ADAC	13	1:46.523	0.045	0.923	154,6	15:29:02
8	11 L.Breuer		Formel ADAC	11	1:46.544	0.021	0.944	154,6	15:28:49
9	9 F.Schiller	ADAC Nordrhein e.V.	Formel ADAC	4	1:47.091	0.547	1.491	153,8	15:09:52
10	10 N.Menzel		Formel ADAC	14	1:47.139	0.048	1.539	153,7	15:29:52
11	3 M.Dienst	ADAC Nordbaden e.V.	Formel ADAC	3	1:47.493	0.354	1.893	153,2	15:14:42
12	18 D.Kolkmann		Formel ADAC	14	1:47.576	0.083	1.976	153,1	15:29:58
13	2 K.Schramm		Formel ADAC	6	1:47.866	0.290	2.266	152,7	15:14:11
14	4 G.Maggi		Formel ADAC	6	1:48.837	0.971	3.237	151,3	15:14:09

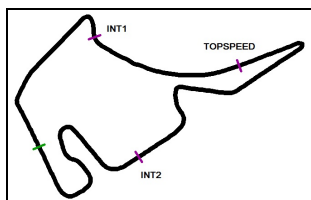
Qualifying Time: 1:56.295 Percent: 110%

Subject to final scrutineering!

Publications Time:

Clerk of the course:

Time Keeping:



ADAC Formel Masters

Lap analysis Qualifying

Provisional



Hockenheim, Length: 4574 m

Air temperature: 24.4°C

Track temperature: 30.9°C

Weather condition: Dry

DMSB Reg. Nr.: 285/14
Deutscher Motor Sport Bund e.V.

Friday 3.10.2014 15:00

Lap	Time	SE1	SP1	SE2	SP2	SE3	SP3	TSP	Lap	Time	SE1	SP1	SE2	SP2	SE3	SP3	TSP
1	Maximilian Günther, DEU ,								theoretical besttime: 1:45.423								
1	5:27.427	3:56.325	137	55.695	159	35.407	170	170	5	4:59.103	3:32.700	138	54.013	165	32.390	179	183
2	1:50.431	24.609	140	53.414	161	32.408	179	188	6	1:47.833	23.136	142	51.747	167	32.950	179	205
	1:49.812	23.332	137	54.246	170	32.234	179	181	7	1:45.890	22.938	143	51.097	173	31.855	177	205
3	1:45.516	22.769	141	51.009	172	31.738	180	206	8	1:45.600	22.799	141	50.916	173	31.885	179	206
	1:47.703	23.348	138	51.975	171	32.380	180	200	9	2:04.469	23.117	130	56.713	146	44.639		198
4	1:52.835	23.054	141	51.590	171	38.191		207									

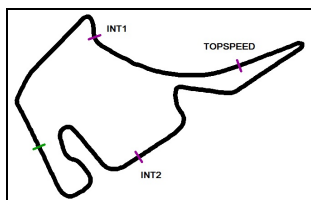
2	Kim Luis Schramm, DEU ,								theoretical besttime: 1:47.399								
1	4:59.374	3:30.591	139	53.720	159	35.063	153	181	8	4:39.239	3:09.492	141	54.900	124	34.847	176	202
2	1:57.765	26.557	139	57.003	149	34.205	175	157	9	1:48.093	23.649	143	51.480	172	32.964	176	206
3	1:49.266	23.936	140	52.313	170	33.017	177	204	10	1:48.997	23.810	142	52.101	166	33.086	177	207
4	1:48.429	23.538	142	51.914	172	32.977	177	206	11	1:47.869	23.744	141	51.161	172	32.964	177	206
5	1:48.375	23.657	141	51.589	171	33.129	176	207	12	1:47.622	23.557	142	51.224	172	32.841	177	206
6	1:47.866	23.634	142	51.285	172	32.947	176	208		1:47.621	23.397	143	51.301	173	32.923	177	205
7	2:31.624	23.705	141	51.470	171	1:16.449		207									

3	Marvin Dienst, DEU ,								theoretical besttime: 1:47.294								
1	5:15.726	3:37.376	140	1:01.118	142	37.232	169	148	6	3:30.507	1:55.061	140	58.462	145	36.984	174	134
2	1:54.583	25.940	140	55.466	171	33.177	174	194	7	1:49.622	24.095	141	51.568	173	33.959	176	205
	1:49.120	24.446	141	51.627	172	33.047	178	204	8	1:47.763	23.708	141	51.252	174	32.803	177	207
	1:56.076	23.643	141	51.494	172	40.939	178	206	9	1:47.528	23.461	141	51.155	173	32.912	177	207
	1:59.995	26.696	116	1:00.040	151	33.259	178	162	10	1:47.508	23.417	142	51.244	173	32.847	177	207
3	1:47.493	23.479	142	51.195	173	32.819	178	209	11	1:47.681	23.341	142	51.416	176	32.924	178	205
4	1:47.476	23.388	142	51.166	174	32.922	178	208									
5	1:52.771	23.571	142	51.150	173	38.050		207									

4	Giorgio Maggi, CHE ,								theoretical besttime: 1:48.139								
1	3:06.783	1:30.232	124	59.198	150	37.353	155	156	8	4:52.169	3:16.832	138	59.344	166	35.993	174	163
2	1:56.763	26.697	139	56.464	169	33.602	175	153	9	1:50.778	24.839	139	52.540	171	33.399	175	201
	1:50.444	24.788	138	52.284	170	33.372	175	206	10	1:48.938	23.941	138	51.733	171	33.264	174	204
3	1:49.068	23.905	139	51.839	171	33.324	174	204	11	1:49.706	25.008	139	51.381	171	33.317	175	208
4	1:48.839	23.956	138	51.825	171	33.058	175	204	12	1:49.872	23.700	140	52.880	157	33.292	176	206
5	1:49.136	24.016	138	51.875	170	33.245	176	204	13	1:48.607	23.851	140	51.628	172	33.128	176	206
6	1:48.837	23.880	138	51.745	170	33.212	176	205									
7	2:00.616	24.289	137	54.237	165	42.090		189									

7	Tim Zimmermann, DEU ,								theoretical besttime: 1:46.212								
1	5:11.161	3:28.063	136	55.146	165	47.952		172	9	1:47.075	23.398	143	51.081	173	32.596	179	207
2	4:04.286	2:35.554	139	54.337	170	34.395	169	180	10	1:46.984	23.163	142	50.948	175	32.873	179	210
3	1:49.987	23.750	141	53.427	168	32.810	181	200	11	1:46.684	23.208	143	50.887	174	32.589	179	208
4	1:47.903	23.733	141	51.473	171	32.697	179	211	12	1:46.701	23.216	142	50.882	174	32.603	180	208
5	1:48.625	23.414	142	52.114	172	33.097	175	200	13	1:46.523	23.125	142	50.744	174	32.654	180	210
6	1:46.926	23.300	142	51.173	172	32.453	179	212	14	1:46.330	23.015	142	50.776	173	32.539	179	211
7	1:48.154	23.172	142	51.940	174	33.042	167	192									
8	1:51.501	25.819	131	52.971	174	32.711	179	196									

8	Mikkel Jensen, DEN ,								theoretical besttime: 1:45.608								
1	5:09.469	3:27.538	136	55.255	164	46.676		167	8	1:45.732	22.891	142	50.798	174	32.043	181	206
2	4:05.604	2:36.773	138	54.055	168	34.776	173	179	9	1:48.764	22.849	142	52.568	171	33.347	180	207
3	1:49.578	23.764	139	52.548	169	33.266	179	202	10	1:48.355	23.077	142	52.127	155	33.151	180	206
4	1:49.621	24.008	140	52.786	166	32.827	180	203	11	1:45.781	22.989	142	50.783	173	32.009	180	207
5	1:45.897	23.044	141	50.789	172	32.064	180	211	12	1:50.423	24.136	132	53.974	173	32.313	180	189
6	1:49.497	24.499	140	52.524	173	32.474	180	199	13	1:45.882	23.043	142	50.815	174	32.024	180	207
7	1:45.802	22.976	141	50.750	172	32.076	180	209									



ADAC Formel Masters

Lap analysis Qualifying



Provisional

Hockenheim, Length: 4574 m

Air temperature: 24.4°C

Track temperature: 30.9°C

Weather condition: Dry

DMSB Reg. Nr.: 285/14
Deutscher Motor Sport Bund e.V.

Friday 3.10.2014 15:00

Lap	Time	SE1	SP1	SE2	SP2	SE3	SP3	TSP	Lap	Time	SE1	SP1	SE2	SP2	SE3	SP3	TSP
9 Fabian Schiller, DEU ,									theoretical besttime: 1:46.746								
1	4:27.331	3:00.480	138	53.251	168	33.600	172	199	9	1:55.223	23.967	141	58.573	171	32.683	177	173
2	1:50.322	23.994	140	53.584	172	32.744	179	191	10	1:47.126	23.354	141	51.367	172	32.405	178	207
3	1:47.698	23.440	140	51.717	172	32.541	179	205	11	1:46.887	23.214	141	51.230	173	32.443	177	206
4	1:47.091	23.367	141	51.250	172	32.474	178	207	12	1:47.118	23.339	141	51.477	172	32.302	178	205
5	1:47.484	23.576	140	51.518	171	32.390	178	206	13	1:48.888	23.227	141	52.917	173	32.744	178	204
6	1:56.707	27.276	131	55.948	145	33.483	179	194	14	1:47.490	23.419	141	51.255	174	32.816	178	208
7	1:57.767	23.305	141	51.467	172	42.995		206									
8	5:13.205	3:40.349	140	58.785	159	34.071	174	156									

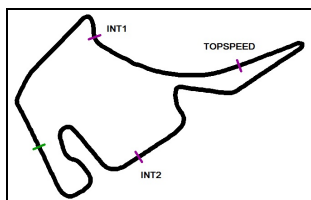
10 Nico Menzel, DEU ,									theoretical besttime: 1:46.848								
1	2:26.896	46.092	128	1:02.573	136	38.231	161	145	9	4:43.997	3:10.680	139	59.245	150	34.072	175	179
2	1:56.311	26.078	140	57.144	169	33.089	178	140	10	1:54.792	24.092	142	57.752	172	32.948	177	183
3	1:48.208	23.630	141	51.698	173	32.880	178	206	11	1:47.212	23.319	141	51.155	174	32.738	177	210
4	1:48.155	23.311	140	51.674	173	33.170	177	206	12	1:47.238	23.470	141	51.005	174	32.763	178	209
5	1:48.683	23.463	140	51.633	172	33.587	178	206	13	1:47.085	23.300	141	51.147	174	32.638	179	210
6	1:47.491	23.484	139	51.307	172	32.700	179	209	14	1:47.139	23.205	141	51.131	174	32.803	177	208
7	1:47.392	23.319	140	51.221	173	32.852	178	209	15	1:47.430	23.346	141	51.263	173	32.821	177	207
8	2:41.921	23.376	140	51.266	172	1:27.279		208									

11 Luis-Enrique Breuer, DEU ,									theoretical besttime: 1:46.348								
1	2:20.398	43.965	138	59.437	152	36.996	153	150	7	1:54.271	25.127	141	54.158	160	34.986	179	177
2	1:50.434	24.993	140	52.609	163	32.832	178	200	8	1:55.636	25.170	128	54.825	173	35.641	153	183
	1:49.841	25.426	137	51.885	172	32.530	179	204	9	1:48.560	24.451	140	51.464	173	32.645	178	207
	1:47.435	23.561	140	51.353	173	32.521	177	206	10	1:46.857	23.324	141	51.001	173	32.532	179	207
3	1:47.030	23.328	141	51.343	173	32.359	179	207	11	1:46.544	23.249	142	50.845	174	32.450	179	207
4	1:46.704	23.196	141	51.087	172	32.421	180	207	12	1:46.477	23.144	141	50.940	174	32.393	178	206
5	1:55.195	23.215	141	51.060	173	40.920		207									
6	6:20.254	4:40.486	127	1:00.885	119	38.883	160	157									

12 Dennis Marschall, DEU ,									theoretical besttime: 1:45.813								
1	3:29.181	1:53.991	134	59.575	148	35.615	148	164	7	2:01.350	23.518	143	51.053	172	46.779	177	207
2	1:52.073	24.977	142	53.748	156	33.348	180	190	8	1:47.858	23.172	142	51.574	151	33.112	179	207
3	1:46.629	22.989	141	51.386	173	32.254	179	207	9	1:46.377	22.944	141	50.680	175	32.753	177	209
4	1:46.453	23.120	141	51.033	174	32.300	181	207	10	1:49.034	23.189	142	50.638	175	35.207	179	211
	1:45.927	22.922	141	50.813	174	32.192	179	208	11	1:46.139	23.117	141	50.637	175	32.385	180	210
5	1:57.191	23.771	141	51.312	172	42.108		208	12	1:46.217	22.982	141	50.967	174	32.268	179	208
6	6:32.665	5:01.741	134	57.420	170	33.504	177	138									

14 Joel Eriksson, SWE ,									theoretical besttime: 1:45.633								
1	4:43.687	3:14.244	139	56.757	172	32.686	178	145	8	1:53.688	23.664	142	57.841	174	32.183	179	139
2	1:47.163	23.510	142	51.503	172	32.150	179	204	9	1:45.937	22.846	142	51.005	173	32.086	179	206
3	1:46.058	22.880	141	51.091	173	32.087	179	205	10	1:46.048	23.020	142	50.918	173	32.110	178	206
4	1:45.789	22.862	142	50.919	173	32.008	181	206	11	1:45.832	22.811	143	50.919	173	32.102	179	207
	1:47.007	22.836	142	52.030	172	32.141	180	206	12	1:45.965	22.882	142	50.841	174	32.242	179	205
5	1:45.801	22.899	142	50.822	173	32.080	180	208	13	1:45.755	22.843	142	50.814	174	32.098	179	206
6	2:00.149	23.171	138	56.600	172	40.378		164									
7	5:12.597	3:39.598	140	59.609	168	33.390	176	149									

15 Ralph Boschung, CHE ,									theoretical besttime: 1:46.109								
1	4:14.334	2:38.771	138	1:01.015	141	34.548	163	158	8	5:41.811	4:08.732	140	58.425	158	34.654	145	152
2	1:58.910	25.824	141	57.427	129	35.659	178	151	9	1:59.719	26.441	142	58.638	143	34.640	177	150
3	1:47.349	23.171	139	51.486	172	32.692	178	206	10	1:47.142	23.100	140	51.195	172	32.847	177	208
4	1:47.108	23.275	140	51.104	172	32.729	178	209	11	1:47.309	23.733	140	51.192	172	32.384	177	206
5	1:46.625	23.153	140	51.110	171	32.362	179	206	12	1:46.408	22.984	141	51.178	172	32.246	178	207
6	1:46.683	23.056	140	51.137	172	32.490	177	206	13	1:46.213	22.811	141	51.052	173	32.350	177	206
7	1:52.914	23.109	140	51.598	171	38.207		207									



ADAC Formel Masters

Lap analysis Qualifying

Provisional



Hockenheim, Length: 4574 m

Air temperature: 24.4°C

Track temperature: 30.9°C

Weather condition: Dry

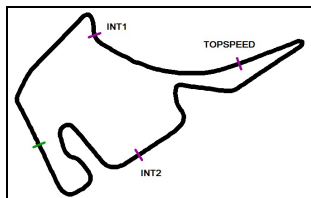


Reg. Nr.: 285/14

Friday 3.10.2014 15:00

Lap	Time	SE1	SP1	SE2	SP2	SE3	SP3	TSP	Lap	Time	SE1	SP1	SE2	SP2	SE3	SP3	TSP
18 David Kolkmann, DEU ,									theoretical besttime: 1:47.275								
1	2:57.319	1:14.260	134	1:03.458	143	39.601	144	149	9	1:47.840	23.497	142	51.167	175	33.176	179	208
2	2:11.093	27.158	139	56.125	150	47.810		185	10	1:51.493	23.604	143	53.371	151	34.518	177	208
3	4:54.156	3:19.391	130	58.701	156	36.064	153	171	11	1:48.012	23.785	142	51.115	174	33.112	177	208
4	1:53.666	26.532	140	53.246	164	33.888	178	202	12	1:47.803	23.608	141	51.139	174	33.056	177	208
5	1:48.106	23.939	141	51.057	174	33.110	177	208	13	1:47.823	24.005	142	50.907	175	32.911	178	210
6	1:47.792	23.667	141	50.951	173	33.174	177	209	14	1:47.576	23.520	141	51.005	174	33.051	178	208
7	1:48.407	23.619	142	51.691	172	33.097	179	208	15	1:47.381	23.464	142	51.013	175	32.904	179	208
8	1:47.688	23.646	143	51.077	174	32.965	178	208									

Lap	Time	SE1	SP1	SE2	SP2	SE3	SP3	TSP	Lap	Time	SE1	SP1	SE2	SP2	SE3	SP3	TSP
19 Igor Waliiko, POL ,									theoretical besttime: 1:46.198								
1	2:56.331	1:13.458	133	1:03.580	143	39.293	156	163	6	1:47.695	23.196	143	51.757	171	32.742	179	208
2	2:42.781	27.216	136	56.329	161	1:19.236		168	7	1:46.707	23.202	141	51.041	174	32.464	180	207
3	7:20.375	5:50.653	133	54.426	168	35.296	176	196	8	1:46.478	23.225	142	50.779	174	32.474	180	208
4	1:51.781	24.655	138	54.438	172	32.688	180	185	9	1:46.765	23.262	142	51.097	174	32.406	180	210
	1:46.363	23.217	142	50.811	174	32.335	180	208	10	1:46.873	23.273	143	50.777	176	32.823	179	210
	1:47.934	23.183	141	51.888	166	32.863	178	207	11	1:46.374	23.359	143	50.637	175	32.378	180	213
5	1:46.512	23.273	143	50.744	175	32.495	180	207									



ADAC Formel Masters

Vmax list Qualifying

Provisional



Hockenheim, Length: 4574 m

Air temperature: 24.4°C

Track temperature: 30.9°C

Weather condition: Dry

DMSB Reg. Nr.: 285/14
Deutscher Motor Sport Bund e.V.

Friday 3.10.2014 15:00

Nr	Team, Car, Driver, Nat	Top speed
19	JBR Motorsport & Engineering, Formel ADAC Walilko Igor , POL	212,56 km/h
7	Neuhauser Racing Team, Formel ADAC Zimmermann Tim , DEU	212,01 km/h
8	Neuhauser Racing Team, Formel ADAC Jensen Mikkel , DEN	211,14 km/h
12	Lotus, Formel ADAC Marschall Dennis , DEU	210,57 km/h
10	Schiller-Motorsport, Formel ADAC Menzel Nico , DEU	209,71 km/h
18	JBR Motorsport & Engineering, Formel ADAC Kolkmann David , DEU	209,55 km/h
3	Mücke-Motorsport, Formel ADAC Dienst Marvin , DEU	208,82 km/h
15	Lotus, Formel ADAC Boschung Ralph , CHE	208,57 km/h
2	Mücke-Motorsport, Formel ADAC Schramm Kim Luis , DEU	208,21 km/h
9	Schiller-Motorsport, Formel ADAC Schiller Fabian , DEU	208,13 km/h
4	Mücke-Motorsport, Formel ADAC Maggi Giorgio , CHE	207,65 km/h
14	Lotus, Formel ADAC Eriksson Joel , SWE	207,53 km/h
11	Lotus, Formel ADAC Breuer Luis-Enrique , DEU	207,49 km/h
1	Mücke-Motorsport, Formel ADAC Günther Maximilian , DEU	206,54 km/h