

# ADAC GT Masters

## Results Free Practice 2

Provisional



Hockenheim, Length: 4574 m

Air temperature: 23.8°C

Track temperature: 25.9°C

Weather condition: Dry



Reg. Nr.: 285/14

Friday 3.10.2014 13:10

started : 25      classified : 25      not classified : 0

	Drivers	Team	Car	Lap	Best Time	Gap	Diff	Kph	Day Time
1	10 K.van der Linde/R.Rast	Prosperia C. Abt Racing	Audi R8 LMS ultra	20	<b>1:40.653</b>			163,6	14:01:22
2	3 C.Engelhart/J.van Lagen	GW IT Racing Team Schütz Motors	Porsche 911 GT3 R	22	<b>1:40.689</b>	0.036	0.036	163,5	14:03:10
3	27 L.Stolz/M.Götz	H.T.P. Motorsport	Mercedes-Benz SLS AMG GT3	12	<b>1:40.792</b>	0.139	0.103	163,4	13:36:52
4	22 N.Bastian/J.Alguersuari	ROWE Racing	Mercedes-Benz SLS AMG GT3	23	<b>1:40.801</b>	0.148	0.009	163,4	14:06:52
5	1 A.Wirth/D.Keilwitz	Callaway Competition	Corvette Z06.R GT3	22	<b>1:40.835</b>	0.182	0.034	163,3	14:01:36
6	19 C.Hürtgen/D.Baumann	PIXUM Team Schubert	BMW Z4 GT3	23	<b>1:40.844</b>	0.191	0.009	163,3	14:09:27
7	21 L.Ludwig/H.Schlegelmilch	BKK Mobil Oil Zakspeed	Mercedes-Benz SLS AMG GT3	22	<b>1:40.858</b>	0.205	0.014	163,3	14:00:38
8	6 S.Asch/P.Frommenwiler	Farnbacher Racing	Porsche 911 GT3 R	12	<b>1:40.999</b>	0.346	0.141	163,0	13:39:02
9	8 R.Renauer/M.Ragginger	TONINO Team Herberth	Porsche 911 GT3 R	13	<b>1:41.065</b>	0.412	0.066	162,9	13:37:15
10	2 P.Assenheimer/D.Alessi	Callaway Competition	Corvette Z06.R GT3	12	<b>1:41.086</b>	0.433	0.021	162,9	13:38:45
11	18 T.Seiler(*G*)/A.Simonsen	Callaway Competition	Corvette Z06.R GT3	13	<b>1:41.098</b>	0.445	0.012	162,9	13:43:00
12	23 M.Engel/J.Seyffarth	ROWE Racing	Mercedes-Benz SLS AMG GT3	26	<b>1:41.171</b>	0.518	0.073	162,8	14:10:04
13	11 F.Hamprecht/N.Thiim	Prosperia C. Abt Racing	Audi R8 LMS ultra	27	<b>1:41.209</b>	0.556	0.038	162,7	14:06:19
14	13 D.Jahn/S.Barth	RWT Racing Team	Corvette Z06.R GT3	15	<b>1:41.249</b>	0.596	0.040	162,6	13:42:29
15	33 C.Dupre/T.Schöffler	Dupre Motorsport Engineering	Audi R8 LMS ultra	25	<b>1:41.313</b>	0.660	0.064	162,5	14:05:28
16	14 F.Spengler/A.Parente	MRS GT-Racing	McLaren MP4-12C GT3	12	<b>1:41.473</b>	0.820	0.160	162,3	13:41:24
17	20 M.Sandritter/J.Klingmann	PIXUM Team Schubert	BMW Z4 GT3	20	<b>1:41.493</b>	0.840	0.020	162,2	13:55:35
18	100 F.Stoll/D.Dobitsch	kfzteile24 APR Motorsport	Audi R8 LMS ultra	21	<b>1:41.545</b>	0.892	0.052	162,2	14:01:42
19	5 N.Morcom/R.Lukas	Farnbacher Racing	Porsche 911 GT3 R	10	<b>1:41.555</b>	0.902	0.010	162,1	13:32:36
20	7 H.Handlos(*G*)/A.Renauer	TONINO Team Herberth	Porsche 911 GT3 R	10	<b>1:41.556</b>	0.903	0.001	162,1	13:35:02
21	16 P.Geipel/R.Frey	YACO Racing	Audi R8 LMS ultra	26	<b>1:41.630</b>	0.977	0.074	162,0	14:09:48
22	17 R.Lips(*G*)/L.Marionek	Callaway Competition	Corvette Z06.R GT3	7	<b>1:42.132</b>	1.479	0.502	161,2	14:01:52
23	9 D.Jöst(*G*)/F.Scholze(*G*)	TONINO Team Herberth	Porsche 911 GT3 R	9	<b>1:42.225</b>	1.572	0.093	161,1	13:32:18
24	4 A.Wossos(*G*)/W.Nathan(*G*)	GW IT Racing Team Schütz Motors	Porsche 911 GT3 R	13	<b>1:43.611</b>	2.958	1.386	158,9	13:37:43
25	24 A.von Thum und Taxis/T.Enge	Reiter Engineering	Chevrolet Camaro GT	2	<b>1:43.961</b>	3.308	0.350	158,4	13:14:06

Following race director decision cancellation of the relevant lap time because tracklimits for car no. 10,5,3,11,24,14,18,20,1,19,21,22,9

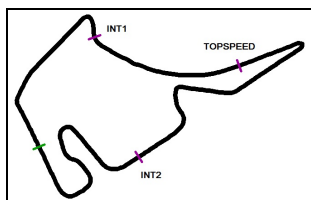
(\*G\*) marks the gentlemen driver

**Subject to final scrutineering!**

Publications Time:

Clerk of the course:

Time Keeping:



# ADAC GT Masters

## Lap analysis Free Practice 2



Provisional

**DMSB** Reg. Nr.: 285/14  
Deutscher Motor Sport Bund e.V.

Hockenheim, Length: 4574 m

Air temperature: 23.8°C

Track temperature: 25.8°C

Weather condition: Dry

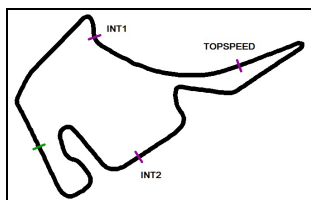
Friday 3.10.2014 13:10

Lap	Time	SE1	SP1	SE2	SP2	SE3	SP3	TSP	Lap	Time	SE1	SP1	SE2	SP2	SE3	SP3	TSP
<b>1</b> Andreas Wirth, DEU/ Daniel Keilwitz, DEU									<b>theoretical besttime: 1:40.513</b>								
1	2:18.757	39.931	123	1:01.293	151	37.533	195	170	15	1:43.034	23.314	160	46.689	195	33.031	205	258
2	1:50.796	25.610	146	52.077	191	33.109	207	192		1:42:010	22.697	161	46.482	194	32.831	205	260
3	1:42.921	22.574	160	47.687	193	32.660	207	216	16	1:42.080	22.780	161	46.454	193	32.846	206	261
4	1:41.067	22.461	163	46.287	194	32.319	208	260	17	1:46.808	22.725	162	46.597	192	37.486		259
5	1:46.896	22.584	162	46.502	193	37.810		259	18	3:49.613	2:20.749	140	54.473	185	34.391	202	170
6	3:57.124	2:36.347	162	46.668	195	34.109	207	260	19	1:48.881	23.474	159	49.988	187	35.419	201	257
7	1:41.179	22.625	161	46.138	196	32.416	207	260	20	1:44.907	23.056	155	47.277	195	34.574	209	258
8	1:41.190	22.391	<b>164</b>	46.179	195	32.620	206	260	21	1:40.896	22.655	162	45.990	195	<b>32.251</b>	<b>209</b>	260
9	1:46.116	22.576	162	46.179	194	37.361		259	<b>22</b>	<b>1:40.835</b>	<b>22.331</b>	163	46.125	<b>197</b>	32.379	<b>207</b>	<b>264</b>
10	4:44.644	3:25.703	163	46.561	194	32.380	208	258	23	1:40.879	<b>22.293</b>	163	45.996	196	32.590	208	261
11	1:41.202	22.503	163	46.203	196	32.496	206	260	24	1:45.793	22.313	162	46.124	195	37.356		261
12	1:45.630	22.551	162	46.238	195	36.841		260	25	3:47.007	2:25.943	161	46.676	194	34.388	207	262
13	5:37.312	4:16.968	158	47.146	192	33.198	205	259	26	1:40.858	22.437	161	<b>45.969</b>	196	32.452	208	262
14	1:42.949	22.943	162	46.685	191	33.321	207	260									

<b>2</b> Patrick Assenheimer, DEU/ Diego Alessi, ITA									<b>theoretical besttime: 1:40.957</b>								
1	2:08.700	34.002	135	57.171	181	37.527	193	162	15	1:45.314	22.438	<b>163</b>	<b>46.043</b>	195	36.833		260
2	1:49.903	24.615	155	50.895	188	34.393	201	208	16	4:22.712	3:01.803	156	47.487	192	33.422	197	260
3	1:42.679	22.811	161	46.583	192	33.285	203	261	17	1:49.244	22.667	161	52.387	185	34.190	202	262
4	1:42.412	22.659	160	46.600	193	33.153	202	260	18	1:48.376	22.841	160	47.043	194	38.492	200	262
5	1:47.468	22.689	161	46.764	194	38.015		260	19	1:43.270	23.138	160	46.946	194	33.186	203	261
6	6:55.118	5:35.559	162	46.606	192	32.953	201	260	20	1:44.026	22.925	161	47.641	193	33.460	204	263
7	1:41.829	22.590	162	46.340	194	32.899	203	260	21	1:47.818	22.745	161	46.729	195	38.344		262
8	1:43.299	22.600	160	46.506	195	34.193	152	259	22	4:41.802	3:21.052	160	47.298	194	33.452	203	263
9	1:55.020	25.944	154	49.152	190	39.924		233	23	1:42.464	22.682	162	46.669	194	33.113	204	262
10	3:55.013	2:28.250	140	48.586	177	38.177	202	257	24	1:42.119	22.623	161	46.540	194	32.956	204	262
11	1:43.233	22.903	160	46.526	193	33.804	203	260	25	1:42.574	22.710	162	46.584	194	33.280	<b>205</b>	<b>264</b>
12	<b>1:41.086</b>	22.440	162	46.105	195	<b>32.541</b>	204	261	26	1:44.154	22.685	162	46.801	195	34.668	203	263
13	1:41.202	<b>22.373</b>	162	46.089	<b>196</b>	32.740	204	262	27	1:42.386	22.729	161	46.500	193	33.157	204	263
14	1:41.451	22.425	161	46.300	195	32.726	204	261									

<b>3</b> Christian Engelhart, DEU/ Jaap van Lagen, NLD									<b>theoretical besttime: 1:40.580</b>								
1	2:37.005	1:09.196	133	51.657	164	36.152	203	213	13	2:38.456	22.497	161	46.228	194	1:29.731		254
2	1:44.608	23.034	161	48.584	188	32.990	204	254	14	3:09.975	1:49.634	158	47.003	191	33.338	201	253
3	1:42.118	22.468	161	46.531	193	33.119	202	255	15	1:41.825	22.440	162	46.670	192	32.715	201	254
4	1:41.243	22.571	161	46.160	193	32.512	199	254	16	1:41.762	22.621	161	46.552	192	32.589	202	253
5	1:53.313	22.520	157	46.641	194	44.152		252	17	1:41.483	22.427	162	46.578	191	32.478	202	254
6	6:10.714	4:50.311	158	47.337	193	33.066	202	253	18	1:47.195	22.505	161	46.690	191	38.000		254
7	1:41.232	22.536	159	46.491	194	<b>32.205</b>	203	254	19	3:59.080	2:32.365	152	50.581	188	36.134	203	231
8	1:41.253	22.352	<b>162</b>	46.424	192	32.477	202	254	20	1:41.079	22.492	162	46.361	193	32.226	203	253
	1:41:046	22:360	160	46:308	<b>195</b>	32:378	202	254	21	1:40.869	22.467	161	46.165	194	32.237	203	254
9	1:41.342	22.302	159	46.430	194	32.610	<b>205</b>	255	<b>22</b>	<b>1:40.689</b>	<b>22.298</b>	161	<b>46.077</b>	<b>195</b>	32.314	203	255
10	1:47.836	23.042	162	46.425	191	38.369		<b>255</b>	23	1:44.949	22.320	161	46.143	191	36.486		254
11	5:24.952	3:59.784	160	51.975	188	33.193	201	241	24	5:08.736		-		-			
12	1:41.334	22.395	159	46.517	194	32.422	203	255									

<b>4</b> Antonios Wossos, GRC/ Wolf Nathan, NLD									<b>theoretical besttime: 1:43.180</b>								
1	3:03.126	1:24.142	134	1:00.834	155	38.150	183	182	<b>13</b>	<b>1:43.611</b>	23.216	159	<b>47.098</b>	<b>191</b>	33.297	<b>200</b>	250
2	1:54.493	25.406	151	53.451	176	35.636	185	203	14	1:55.592	24.606	145	55.458	121	35.528	199	247
3	2:00.304	26.115	139	57.296	164	36.893	194	171	15	2:02.636	24.454	139	55.884	176	42.298		206
4	1:44.705	23.514	158	47.575	186	33.616	200	246	16	6:51.365	5:26.497	151	49.588	185	35.280	197	233
5	1:43.845	22.989	159	47.565	188	33.291	200	249	17	1:44.539	23.422	157	47.313	190	33.804	199	251
6	1:44.031	23.657	160	47.231	189	33.143	198	249	18	1:43.729	<b>22.980</b>	159	47.309	191	33.440	198	250
7	1:47.948	23.006	160	47.332	188	37.610		249	19	1:44.483	23.443	161	47.358	189	33.682	199	251
8	4:48.920	3:25.405	142	48.723	187	34.792	193	248	20	1:48.856	23.178	<b>161</b>	47.197	189	38.481		<b>252</b>
9	1:56.145	25.196	155	54.194	181	36.755	195	181	21	8:45.578	7:24.252	156	47.915	189	33.411	199	248
10	1:43.959	23.400	158	47.457	190	<b>33.102</b>	199	251	22	1:43.780	23.073	159	47.541	190	33.166	199	250
11	1:47.933	24.166	118	49.942	189	33.825	198	245	23	1:58.060	23.385	160	50.246	170	44.429		251
12	1:44.115	23.348	159	47.274	190	33.493	199	250									



# ADAC GT Masters

## Lap analysis Free Practice 2



Provisional

Hockenheim, Length: 4574 m

Air temperature: 23.8°C

Track temperature: 25.8°C

Weather condition: Dry

**DMSB** Reg. Nr.: 285/14  
Deutscher Motor Sport Bund e.V.

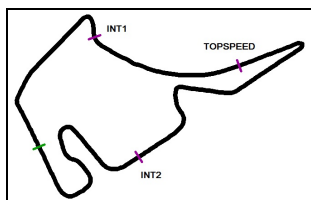
Friday 3.10.2014 13:10

Lap	Time	SE1	SP1	SE2	SP2	SE3	SP3	TSP	Lap	Time	SE1	SP1	SE2	SP2	SE3	SP3	TSP
<b>5 Nathan Morcom, AUS/ Robert Lukas, POL</b>									<b>theoretical besttime: 1:41.300</b>								
1	2:30.754	57.111	123	55.537	184	38.106	199	195	15	1:44.537	23.293	159	47.543	188	33.701	199	251
2	1:51.737	22.962	158	53.552	155	35.223	199	254	16	1:45.266	24.024	159	47.765	190	33.477	201	253
3	1:43.348	22.689	157	47.058	190	33.601	197	253	17	1:43.875	23.144	159	47.235	191	33.496	198	253
4	1:42.117	22.549	159	46.754	190	32.814	199	253	18	1:51.300	23.100	160	47.654	188	40.546		254
5	1:42.275	22.637	159	46.825	191	32.813	200	253	19	3:30.010	2:08.364	155	47.769	189	33.877	200	250
6	1:41.964	22.412	158	46.692	191	32.860	200	252	20	1:42.669	22.811	160	46.943	192	32.915	200	253
7	1:52.273	22.633	160	50.992	183	38.648		253	21	1:43.104	22.814	159	47.105	192	33.185	200	253
8	4:21.141	2:57.870	140	49.836	188	33.435	198	227	22	1:42.860	22.987	159	46.870	192	33.003	<b>202</b>	252
	1:41.468	22.461	157	46.629	192	32.378	199	252	23	1:42.818	22.788	<b>161</b>	46.884	192	33.146	201	252
9	1:48.253	22.431	158	<b>46.440</b>	192	39.382	200	254	24	2:48.900	22.958	161	46.735	192	1:39.207		253
10	<b>1:41.555</b>	22.557	157	46.449	193	<b>32.549</b>	200	254	25	4:32.740	3:10.364	134	48.360	189	34.016	201	252
11	1:42.543	<b>22.311</b>	159	46.878	<b>192</b>	33.354	199	255	26	1:43.056	22.944	161	46.800	192	33.312	202	254
12	1:41.853	22.522	159	46.498	<b>194</b>	32.833	198	254		1:42.593	22.822	160	46.701	193	33.070	201	<b>256</b>
13	1:48.160	22.842	158	47.210	187	38.108		256									
14	4:23.526	3:01.697	153	47.951	189	33.878	199	253									

<b>6 Sebastian Asch, DEU/ Philipp Frommenwiler, CHE</b>									<b>theoretical besttime: 1:40.897</b>								
1	3:14.628	1:50.124	143	49.879	173	34.625	201	246	14	4:58.844	3:38.514	157	47.210	191	33.120	200	252
2	1:43.248	22.982	159	46.974	191	33.292	201	254	15	1:43.400	23.209	158	46.900	189	33.291	202	256
3	1:42.649	22.856	158	46.739	191	33.054	201	256	16	1:47.051	22.904	160	46.836	191	37.311		256
4	1:42.114	22.611	160	46.636	192	32.867	201	255	17	6:24.261	5:02.792	145	48.482	190	32.987	199	246
5	1:50.793	23.231	155	49.311	191	38.251		247	18	1:41.504	22.684	159	46.458	193	<b>32.362</b>	203	255
6	4:29.218	3:08.575	157	47.330	191	33.313	199	255	19	1:41.419	22.429	160	46.594	192	32.396	203	257
7	1:42.603	22.844	160	46.547	192	33.212	196	<b>258</b>	20	1:47.287	22.683	161	46.898	190	37.706		257
8	1:42.750	22.942	160	46.698	192	33.110	201	255	21	4:04.696	2:45.128	158	47.028	191	32.540	202	254
9	1:51.294	23.542	153	48.912	189	38.840		253	22	1:43.593	23.964	147	46.949	192	32.680	201	252
10	5:41.167	4:12.261	135	54.941	186	33.965	199	195	23	1:41.425	22.536	161	46.434	192	32.455	<b>203</b>	257
11	1:41.517	22.750	160	46.250	193	32.517	200	254	24	1:41.587	22.441	160	46.509	191	32.637	202	<b>258</b>
12	<b>1:40.999</b>	<b>22.343</b>	<b>161</b>	<b>46.192</b>	<b>196</b>	32.464	202	255									
13	2:46.515	22.465	161	46.238	193	1:37.812		256									

<b>7 Herbert Handlos, AUT/ Alfred Renauer, DEU</b>									<b>theoretical besttime: 1:41.360</b>								
1	2:58.117	1:28.389	127	52.426	144	37.302	198	232	12	3:06.057	1:43.835	149	48.737	191	33.485	199	228
2	1:48.647	23.079	157	50.896	178	34.672	200	205	13	1:44.922	24.057	131	47.787	192	33.078	199	248
3	1:41.656	22.540	160	46.726	191	32.390	200	250	14	1:43.256	22.893	158	46.974	192	33.389	200	251
4	1:41.605	22.601	159	46.604	192	32.400	199	249	15	1:42.689	22.934	159	46.854	191	32.901	199	251
5	1:41.605	22.571	158	46.648	192	<b>32.386</b>	<b>202</b>	249	16	1:43.052	22.778	158	47.081	192	33.193	198	251
6	1:49.957	22.800	157	47.744	189	39.413		<b>253</b>	17	1:48.318	24.021	145	50.420	186	33.877	199	217
7	8:14.647	6:53.376	158	47.241	187	34.030	199	247	18	1:44.037	22.907	158	47.391	181	33.739	198	251
8	1:42.658	22.972	156	46.938	190	32.748	201	248	19	1:43.558	22.814	155	47.344	190	33.400	199	252
9	1:41.606	22.744	159	<b>46.440</b>	193	32.422	201	250	20	1:43.436	23.033	152	47.139	192	33.264	200	251
10	<b>1:41.556</b>	<b>22.534</b>	<b>160</b>	46.469	<b>193</b>	32.553	200	251	21	1:58.116	23.201	145	53.045	177	41.870		219
11	2:55.351	23.297	158	48.166	190	1:43.888		252									

<b>8 Robert Renauer, DEU/ Martin Ragginger, AUT</b>									<b>theoretical besttime: 1:40.899</b>								
1	2:44.837	1:15.874	128	53.200	186	35.763	198	227	15	1:41.138	<b>22.366</b>	159	46.401	192	32.371	202	253
2	1:46.870	22.941	158	50.640	186	33.289	201	254	16	1:41.128	22.395	160	<b>46.238</b>	193	32.495	200	254
3	1:43.850	22.459	159	47.577	183	33.814	201	252	17	1:41.708	22.501	158	46.708	190	32.499	202	253
4	1:50.188	26.884	156	50.208	177	33.096	201	254	18	1:47.448	22.533	159	46.641	192	38.274		254
5	1:41.829	22.384	158	46.876	192	32.569	200	252	19	4:23.879	2:57.104	156	52.874	126	33.901	199	254
6	1:41.492	22.393	157	46.588	<b>193</b>	32.511	202	253	20	1:44.676	22.659	159	48.569	184	33.448	200	255
7	1:51.311	23.370	158	48.140	188	39.801		253	21	1:42.407	22.827	159	46.728	192	32.852	202	254
8	5:27.888	4:08.494	157	46.847	189	32.547	<b>202</b>	252	22	1:43.283	22.646	159	47.285	188	33.352	200	<b>257</b>
9	1:42.178	22.687	159	47.092	189	32.399	200	252	23	1:42.142	22.472	159	46.783	192	32.887	200	255
10	1:41.694	22.583	159	46.394	191	32.717	196	252	24	1:42.037	22.622	160	46.792	192	32.623	201	253
11	1:41.255	22.470	159	46.378	191	32.407	202	253	25	1:41.840	22.538	160	46.683	193	32.619	202	254
12	1:41.148	22.544	159	46.309	191	<b>32.295</b>	201	253	26	1:41.739	22.567	<b>160</b>	46.557	<b>193</b>	32.615	201	255
13	<b>1:41.065</b>	22.397	159	46.350	192	32.318	201	253	27	1:41.832	22.570	159	46.605	193	32.657	201	254



# ADAC GT Masters

## Lap analysis Free Practice 2



Provisional

Hockenheim, Length: 4574 m

Air temperature: 23.8°C

Track temperature: 25.8°C

Weather condition: Dry

**DMSB** Reg. Nr.: 285/14  
Deutscher Motor Sport Bund e.V.

Friday 3.10.2014 13:10

Lap	Time	SE1	SP1	SE2	SP2	SE3	SP3	TSP	Lap	Time	SE1	SP1	SE2	SP2	SE3	SP3	TSP
14	1:41.202	22.414	159	46.276	192	32.512	201	253	28	1:50.857	22.542	160	46.649	191	41.666	255	

### 9 Dominic Jöst, DEU/ Florian Scholze, DEU

theoretical besttime: 1:41.960

1	2:59.124	1:27.944	114	53.838	148	37.342	198	228	16	1:42.423	22.742	159	46.848	191	32.833	200	253
2	1:49.052	24.512	158	49.149	185	35.391	199	253	17	1:48.412	23.155	159	47.326	189	37.931		252
3	1:45.279	23.721	159	47.320	191	34.238	200	253	18	3:10.660	1:45.736	155	48.629	125	36.295	198	250
4	1:45.466	24.368	160	47.329	190	33.769	197	253	19	1:43.137	23.111	161	46.981	192	33.045	200	252
5	1:45.839	23.973	155	47.914	188	33.952	198	253	20	1:42.554	22.892	161	46.652	192	33.010	200	254
6	1:52.509	23.728	160	47.451	190	41.330		253	21	1:43.427	23.771	160	46.620	190	33.036	200	
7	6:56.831	5:34.698	144	49.218	190	32.915	197	238	22	1:46.821	22.903	156	50.680	191	33.238	199	239
8	1:42.682	22.838	160	47.099	190	32.745	200	253	23	1:42.919	23.160	161	46.877	192	32.882	201	251
9	<b>1:42.225</b>	22.995	160	<b>46.590</b>	<b>194</b>	<b>32.640</b>	199	254	24	1:42.505	22.852	161	46.806	193	32.847	<b>202</b>	252
10	1:42.634	22.943	159	46.754	192	32.937	199	252	25	1:43.227	23.215	160	46.947	193	33.065	200	252
11	1:42.362	22.953	160	46.673	191	32.736	200	252		<del>1:39.281</del>	<del>23.077</del>	159	<del>46.922</del>	<del>192</del>	<del>29.282</del>	<del>193</del>	<del>251</del>
12	1:42.459	<b>22.730</b>	159	46.860	192	32.869	198	<b>255</b>	26	1:44.642	24.141	160	47.253	191	33.248	201	251
13	1:47.230	22.950	160	46.693	192	37.587		<b>255</b>	27	1:44.980	24.197	151	47.523	192	33.260	201	250
14	4:20.016	3:00.362	158	46.921	191	32.733	197	250	28	1:42.581	22.980	160	46.835	194	32.766	201	252
15	1:42.258	22.817	159	46.630	193	32.811	199	252									

### 10 Kelvin van der Linde, ZAF/ Rene Rast, DEU

theoretical besttime: 1:40.409

1	2:13.464	41.173	134	56.189	179	36.102	192	192	12	2:48.475	22.347	157	46.885	189	1:39.243		249
2	1:51.122	25.570	153	50.719	174	34.833	190	221	13	3:23.363	2:02.932	154	47.910	190	32.521	199	246
3	1:59.890	26.291	149	54.222	159	39.377		191		<del>1:41.784</del>	<del>22.788</del>	<del>156</del>	<del>46.930</del>	<del>191</del>	<del>32.066</del>	<del>200</del>	<del>247</del>
4	7:56.416	6:29.982	152	49.560	183	36.874	195	207	14	1:41.300	22.398	157	46.756	192	32.146	199	249
5	1:43.286	22.910	148	47.378	190	32.998	193	247	15	1:47.040	23.084	126	47.647	191	36.309		245
	<del>1:48.910</del>	<del>24.081</del>	<del>157</del>	<del>47.180</del>	<del>191</del>	<del>37.649</del>	-	<del>248</del>	16	2:54.891	1:28.021	136	54.184	188	32.686	198	207
6	2:42.498	1:16.604	155	47.535	186	38.359		246	17	1:41.304	22.546	156	46.680	191	32.078	200	249
7	3:18.520	1:58.264	150	47.821	189	32.435	197	243	18	1:43.969	22.329	157	47.269	191	34.371	<b>202</b>	249
8	1:41.541	22.377	155	46.905	189	32.259	198	249	19	1:40.938	22.404	156	46.668	192	<b>31.866</b>	200	249
9	1:41.326	22.387	152	46.940	192	31.999	199	247	<b>20</b>	<b>1:40.653</b>	22.291	<b>158</b>	<b>46.396</b>	193	31.966	199	249
10	1:40.809	<b>22.147</b>	156	46.745	<b>193</b>	31.917	198	248	21	1:46.025	22.340	158	47.370	191	36.315		248
11	1:40.995	22.295	156	46.742	193	31.958	199	<b>249</b>									

### 11 Fabian Hamprecht, DEU/ Nicki Thiim, DNK

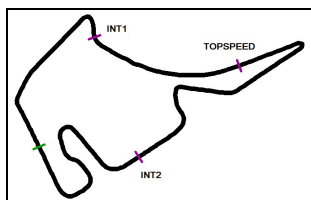
theoretical besttime: 1:41.151

1	2:14.138	42.001	133	56.027	182	36.110	196	206	15	1:41.951	22.625	157	46.837	191	32.489	199	249
2	1:51.020	25.445	155	50.508	186	35.067	192	225	16	1:41.945	22.601	157	46.833	191	32.511	197	248
3	2:01.088	26.466	152	54.509	176	40.113		192	17	1:41.804	22.714	156	46.761	192	32.329	200	248
4	3:01.528	1:40.834	157	47.640	191	33.054	198	247	18	1:41.878	22.679	158	46.738	191	32.461	199	249
5	1:42.771	22.865	156	47.200	191	32.706	199	246	19	1:46.411	22.779	157	46.823	191	36.809		248
6	1:41.948	22.757	158	46.923	193	32.268	198	247	20	3:23.709	2:00.801	145	49.503	187	33.405	197	241
7	1:42.137	22.641	157	46.980	193	32.516	200	247	21	1:42.472	22.720	157	47.196	191	32.556	199	247
8	1:47.456	22.643	156	47.121	187	37.692		249	22	1:42.216	22.910	158	46.848	191	32.458	199	248
9	2:50.363	1:30.212	152	47.251	190	32.900	198	246	23	1:41.455	22.510	157	46.715	<b>194</b>	32.230	<b>201</b>	248
10	1:42.791	22.594	157	47.376	192	32.821	200	250	24	1:54.932	22.498	159	49.159	166	43.275		249
11	1:41.728	22.559	158	46.799	193	32.370	199	249	25	3:41.918	2:21.303	152	48.190	191	32.425	199	245
	<del>1:45.256</del>	<del>25.260</del>	<del>159</del>	<del>47.151</del>	<del>192</del>	<del>32.845</del>	<del>200</del>	<del>250</del>	26	1:41.219	<b>22.457</b>	157	46.742	192	<b>32.020</b>	199	248
12	1:43.182	22.838	156	47.079	190	33.265	198	250	<b>27</b>	<b>1:41.209</b>	22.475	157	<b>46.674</b>	191	32.060	<b>201</b>	248
13	1:50.112	22.712	156	49.561	190	37.839		<b>252</b>	28	1:46.069	22.499	157	46.750	193	36.820		248
14	2:40.585	1:19.475	153	48.541	190	32.569	199	239									

### 13 David Jahn, DEU/ Sven Barth, DEU

theoretical besttime: 1:41.081

1	2:49.405	1:19.071	128	54.666	181	35.668	200	206	<b>15</b>	<b>1:41.249</b>	22.486	160	46.341	196	<b>32.422</b>	202	259
2	1:45.554	23.559	160	47.292	190	34.703	202	253	16	1:47.198	22.474	160	46.783	192	37.941		258
3	1:41.898	22.718	161	46.501	193	32.679	203	260	17	5:46.241	4:24.955	146	47.821	191	33.465	201	255
4	1:41.368	22.539	<b>163</b>	46.345	194	32.484	203	260	18	1:42.602	22.679	160	46.797	194	33.126	202	259
5	1:41.386	<b>22.451</b>	162	46.258	195	32.677	203	259	19	1:42.016	22.817	160	46.391	194	32.808	203	257
6	1:41.346	22.647	161	<b>46.208</b>	194	32.491	204	262	20	1:41.879	22.618	160	46.579	193	32.682	203	259
7	1:41.468	22.556	163	46.371	194	32.541	203	260	21	1:46.580	22.649	162	46.430	193	37.501		260
8	1:47.197	22.664	162	46.940	195	37.593		260	22	5:03.264	3:42.603	152	47.622	193	33.039	202	255
9	4:16.726	2:54.884	150	48.965	194	32.877	203	254	23	1:41.812	22.640	161	46.527	195	32.645	204	259



# ADAC GT Masters

## Lap analysis Free Practice 2



Provisional

Hockenheim, Length: 4574 m

Air temperature: 23.8°C

Track temperature: 25.8°C

Weather condition: Dry

**DMSB** Reg. Nr.: 285/14  
Deutscher Motor Sport Bund e.V.

Friday 3.10.2014 13:10

Lap	Time	SE1	SP1	SE2	SP2	SE3	SP3	TSP	Lap	Time	SE1	SP1	SE2	SP2	SE3	SP3	TSP
10	1:41.653	22.593	161	46.331	195	32.729	204	259	24	1:41.829	22.621	160	46.565	195	32.643	203	259
11	1:41.876	22.554	162	46.858	<b>196</b>	32.464	204	261	25	1:41.726	22.564	161	46.430	194	32.732	203	260
12	1:48.766	22.583	161	47.927	184	38.256		262	26	1:41.556	22.490	162	46.432	195	32.634	<b>205</b>	260
13	4:48.626	3:29.374	161	46.733	194	32.519	203	258	27	1:41.676	22.533	161	46.420	194	32.723	204	<b>262</b>
14	1:41.327	22.568	161	46.317	195	32.442	203	260									

### 14 Florian Spengler, DEU/ Alvaro Parente, PRT

theoretical besttime: 1:41.448

1	1:59.180	34.283	138	50.828	184	34.069	198	243		1:41.861	22.682	157	46.494	<b>194</b>	32.685	200	256
2	1:44.200	23.334	156	47.651	189	33.215	200	254	<b>12</b>	<b>1:41.473</b>	22.421	156	<b>46.493</b>	192	<b>32.559</b>	200	257
3	1:42.930	22.845	158	46.795	190	33.290	199	256	13	1:41.789	<b>22.396</b>	157	46.833	192	32.560	<b>201</b>	256
4	1:48.799	23.102	157	47.282	186	38.415		256		1:55.209	24.325	140	51.223	181	39.661	-	248
5	8:11.515	6:49.552	144	48.376	190	33.587	199	245	14	8:00.375	6:39.383	152	47.822	189	33.170	199	252
6	1:42.815	22.758	151	46.950	190	33.107	199	254	15	1:42.017	22.582	155	46.711	192	32.724	200	255
7	1:54.264	23.348	135	50.446	186	40.470		248	16	1:47.139	22.723	<b>159</b>	46.755	190	37.661		<b>257</b>
8	3:41.924	2:10.302	131	56.949	183	34.673	199	149	17	10:10.452	8:50.125	154	47.119	190	33.208	198	254
9	1:46.348	23.982	137	49.004	190	33.362	200	249	18	1:46.137	25.737	157	47.485	189	32.915	200	255
10	1:42.183	22.483	156	46.654	193	33.046	200	255	19	1:43.173	23.189	154	46.818	190	33.166	200	257
11	1:46.608	23.440	137	49.342	186	33.826	201	253	20	1:48.556	23.176	157	46.721	191	38.659		256

### 16 Philip Geipel, DEU/ Rahel Frey, CHE

theoretical besttime: 1:41.494

1	2:24.896	47.994	131	58.493	179	38.409	197	154	15	1:41.921	22.396	158	46.923	190	32.602	201	249
2	1:52.844	23.852	150	52.342	127	36.650	198	227	16	1:47.400	22.686	157	47.185	190	37.529		250
3	1:44.168	22.801	158	47.308	189	34.059	198	252	17	3:22.645	2:02.327	158	47.120	190	33.198	201	247
4	1:42.000	22.558	158	46.837	189	32.605	199	251	18	1:42.191	22.650	158	46.942	190	32.599	199	250
5	1:42.325	22.556	157	46.942	191	32.827	197	248	19	1:41.831	22.446	159	<b>46.724</b>	192	32.661	200	251
6	1:50.504	22.590	158	47.170	189	40.744		249	20	1:43.068	22.568	157	47.330	188	33.170	200	251
7	7:45.529	6:23.679	154	48.676	190	33.174	194	237	21	1:41.776	<b>22.380</b>	<b>159</b>	46.866	190	32.530	<b>201</b>	253
8	1:42.934	22.791	158	47.345	189	32.798	200	248	22	2:43.508	22.476	157	47.205	190	1:33.827		251
9	1:43.084	22.571	158	47.373	190	33.140	200	<b>253</b>	23	4:45.317	3:25.395	155	47.370	191	32.552	198	248
10	1:44.300	23.203	148	47.562	187	33.535	194	249	24	1:42.380	22.654	158	47.175	191	32.551	201	250
11	1:48.837	23.116	150	48.173	190	37.548		250	25	1:42.158	22.664	159	46.891	192	32.603	200	252
12	4:06.022	2:39.191	145	52.252	185	34.579	198	211	<b>26</b>	<b>1:41.630</b>	22.486	159	46.754	<b>193</b>	<b>32.390</b>	199	251
13	1:43.550	23.034	158	47.805	189	32.711	200	249	27	1:46.209	22.493	158	46.983	193	36.733		250
14	1:41.746	22.469	157	46.860	192	32.417	200	248									

### 17 Remo Lips, CHE/ Lennart Marioneck, DEU

theoretical besttime: 1:42.044

1	41:25.698	39:54.111	120	55.697	184	35.890	200	237	<b>7</b>	<b>1:42.132</b>	22.571	163	<b>46.499</b>	195	33.062	<b>204</b>	<b>260</b>
2	1:46.981	23.160	158	48.713	190	35.108	162	248	8	1:46.748	22.849	163	46.504	<b>196</b>	37.395		260
3	1:49.793	25.855	158	50.277	193	33.661	202	212	9	2:55.879	1:34.192	146	48.151	193	33.536	203	254
4	1:42.968	22.927	<b>164</b>	46.738	194	33.303	203	259	10	1:43.287	22.924	161	47.136	192	33.227	203	257
5	1:42.227	<b>22.491</b>	162	46.586	194	33.150	204	258	11	1:42.843	22.791	163	46.901	193	33.151	202	259
6	1:42.701	22.718	162	46.929	194	<b>33.054</b>	203	259	12	1:51.341	23.830	153	47.744	193	39.767		254

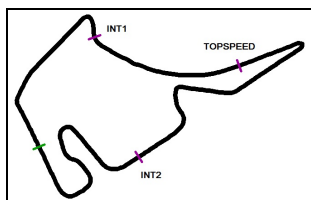
### 18 Toni Seiler, CHE/ Andreas Simonsen, SWE

theoretical besttime: 1:40.900

1	3:54.751	2:23.319	101	55.849	176	35.583	198	204	<b>13</b>	<b>1:41.098</b>	22.528	163	46.177	195	<b>32.393</b>	204	261
2	1:45.906	23.711	155	48.155	190	34.040	198	257	14	1:41.471	22.584	163	46.286	194	32.601	202	261
3	1:51.232	24.187	155	47.537	190	39.508		260		1:46.105	22.652	162	46.240	195	37.213	-	261
4	2:57.106	1:26.167	90	57.000	188	33.939	202	215	15	3:04.892	1:45.725	160	46.494	196	32.673	204	<b>263</b>
5	1:43.192	23.088	160	47.029	193	33.075	201	259	16	1:41.152	<b>22.462</b>	<b>164</b>	<b>46.045</b>	196	32.645	201	261
6	1:43.264	23.258	162	46.842	192	33.164	202	261	17	1:41.544	22.528	162	46.230	195	32.786	205	261
7	1:42.482	22.799	162	46.396	194	33.287	203	261	18	2:45.860	22.646	163	46.319	195	1:36.895		262
8	1:42.411	23.125	160	46.458	194	32.828	202	260	19	3:18.270	1:40.321	126	56.519	172	41.430		196
9	1:49.507	23.130	154	46.840	193	39.537		259	20	6:04.079	4:43.242	154	47.315	192	33.522	201	257
10	7:02.883	5:38.958	159	46.744	194	37.181	202	261	21	1:45.241	23.123	162	46.798	190	35.320	203	262
11	1:41.736	22.807	161	46.287	195	32.642	204	261	22	1:43.027	22.989	157	46.818	193	33.220	<b>205</b>	261
12	1:41.807	22.640	163	46.499	<b>196</b>	32.668	201	262	23	1:42.335	22.911	159	46.471	194	32.953	203	262
	1:43.170	24.175	163	46.427	195	32.568	203	261									







# ADAC GT Masters

## Lap analysis Free Practice 2



Provisional

Hockenheim, Length: 4574 m

Air temperature: 23.8°C

Track temperature: 25.8°C

Weather condition: Dry

**DMSB** Reg. Nr.: 285/14  
Deutscher Motor Sport Bund e.V.

Friday 3.10.2014 13:10

Lap	Time	SE1	SP1	SE2	SP2	SE3	SP3	TSP	Lap	Time	SE1	SP1	SE2	SP2	SE3	SP3	TSP
11	1:41.210	22.497	160	46.260	192	32.453	201	257	24	1:51.951	23.249	131	53.960	151	34.742	202	238
12	1:41.192	22.470	161	46.252	194	32.470	200	256	25	1:49.049	22.597	158	53.849	193	32.603	202	209
13	1:41.113	22.413	160	46.176	193	32.524	198	256									
14	1:45.504	22.431	160	46.278	193	36.795		258									

### 23 Maro Engel, DEU/ Jan Seyffarth, DEU

theoretical besttime: 1:40.959

1	2:02.153	35.676	133	51.287	176	35.190	196	244	15	1:41.371	22.443	159	46.514	193	32.414	199	256
2	1:42.904	23.051	157	46.988	189	32.865	199	255	16	1:41.439	22.524	159	46.525	194	32.390	198	256
3	1:42.094	22.634	157	46.749	191	32.711	200	256	17	1:49.891	22.522	159	46.471	190	40.898		257
4	1:49.356	22.767	159	47.064	190	39.525		256	18	5:26.321	4:05.671	156	47.301	191	33.349	201	255
5	4:15.624	2:55.657	144	47.153	192	32.814	199	252	19	1:41.539	22.519	159	46.476	193	32.544	201	256
6	1:42.064	22.704	158	46.678	190	32.682	199	257	20	1:41.175	22.372	159	46.448	192	32.355	199	257
7	1:47.013	23.017	158	46.726	191	37.270		256	21	1:50.291	22.915	147	52.871	167	34.505	202	204
8	3:44.866	2:14.549	135	54.398	164	35.919	186	222	22	1:47.266	22.544	157	46.593	192	38.129		256
9	1:56.247	25.655	151	54.855	183	35.737	200	206	23	5:35.469	4:12.459	158	47.122	190	35.888	198	254
10	1:42.541	22.758	148	47.220	192	32.563	199	254	24	1:41.404	22.458	159	46.490	193	32.456	202	257
11	1:41.243	22.380	159	46.302	193	32.561	200	257	25	1:41.292	22.402	158	46.480	192	32.410	202	257
12	1:41.463	22.524	157	46.371	193	32.568	201	256	26	1:41.171	22.409	158	46.407	193	32.355	202	258
13	1:46.133	22.380	159	46.232	192	37.521		258	27	1:48.736	22.551	160	46.516	193	39.669		258
14	4:12.642	2:51.654	158	47.698	189	33.290	201	255									

### 24 Albert von Thurn und Taxis, DEU/ Tomas Enge, CZE

theoretical besttime: 1:43.214

1	2:22.560	44.359	132	58.037	126	40.164	200	180	6	1:51.292	22.997	156	47.707	189	40.588		257
2	1:43.961	23.518	160	47.093	192	33.350	200	257	7	9:04.867	7:32.157	133	56.957	171	35.753	185	169
3	2:00.315	24.099	146	56.279	189	39.937	198	198	8	1:58.535	25.659	152	57.974	184	34.902	202	194
4	1:46.731	23.436	157	47.031	192	36.264	202	260	9	1:47.991	24.450	154	47.720	180	35.821	202	257
5	1:45.459	24.411	147	47.862	192	33.186	203	248	9	1:50.825	23.229	156	47.692	192	39.904		257

### 27 Luca Stolz, DEU/ Maximilian Götz, DEU

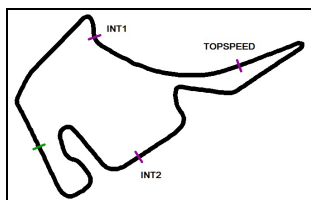
theoretical besttime: 1:40.743

1	2:41.478	1:11.382	131	53.386	186	36.710	200	192	14	1:40.985	22.383	161	46.200	195	32.402	202	258
2	1:42.851	22.709	158	46.900	192	33.242	202	256	15	1:48.798	22.406	162	47.440	190	38.952		258
3	1:42.237	22.570	160	46.568	189	33.099	196	258	16	5:09.149	3:39.109	109	57.409	187	32.631	202	196
4	1:44.153	22.791	160	46.505	190	34.857	201	259	17	1:41.187	22.616	160	46.298	194	32.273	203	258
5	1:42.093	22.679	159	46.609	192	32.805	202	257	18	1:41.279	22.397	160	46.459	193	32.423	202	258
6	1:41.659	22.525	160	46.514	194	32.620	201	257	19	1:46.491	22.826	161	46.476	194	37.189		258
7	1:41.965	22.673	160	46.561	193	32.731	200	257	20	5:23.523	3:59.188	160	46.788	193	37.547	202	257
8	1:42.359	22.799	161	46.825	192	32.735	201	257	21	1:41.071	22.491	161	46.383	194	32.197	203	258
9	1:53.884	23.436	150	48.695	191	41.753		256	22	1:41.174	22.571	160	46.253	194	32.350	202	258
10	6:55.784	5:18.110	120	59.638	140	38.036	201	168	23	1:45.877	22.607	161	46.338	194	36.932		258
11	1:43.196	22.565	159	46.367	193	34.264	202	256	24	6:26.999	4:59.220	139	53.291	190	34.488	200	151
12	1:40.792	22.428	161	46.204	194	32.160	201	258	25	1:52.460	24.034	160	53.968	175	34.458	200	256
13	1:40.906	22.457	161	46.201	194	32.248	203	257									

### 33 Christoph Dupre, DEU/ Thomas Schöffler, DEU

theoretical besttime: 1:41.313

1	3:29.058	1:54.595	95	58.164	176	36.299	189	200	14	1:45.830	23.490	153	48.440	188	33.900	197	250
2	1:52.454	23.686	156	49.302	186	39.466		245	15	1:47.009	24.750	150	48.240	190	34.019	198	252
3	2:52.503	1:32.131	156	47.428	189	32.944	199	247	16	1:49.381	24.469	121	49.536	189	35.376	192	244
4	1:42.003	22.706	157	46.647	191	32.650	199	249	17	2:03.901	24.088	152	59.805	185	40.008		251
5	1:42.521	22.682	157	46.555	190	33.284	199	250	18	6:53.743	5:28.677	147	49.712	188	35.354	198	245
6	1:42.331	22.932	158	46.605	190	32.794	199	253	19	1:45.734	23.588	157	48.059	190	34.087	198	249
7	1:41.959	22.771	158	46.631	190	32.557	200	253	20	1:49.767	23.574	155	50.509	178	35.684	197	249
8	1:42.534	22.631	159	47.010	190	32.893	196	254	21	1:46.251	23.621	142	48.533	189	34.097	199	249
9	1:42.279	22.730	154	46.753	191	32.796	198	251	22	1:52.653	23.451	147	49.045	189	40.157		249
10	1:43.068	22.735	159	47.240	190	33.093	199	252	23	3:01.053	1:40.277	149	47.624	188	33.152	199	248
11	1:42.118	22.741	158	46.735	190	32.642	198	250	24	1:42.255	22.692	157	46.754	190	32.809	199	250
12	1:47.021	22.581	157	46.865	190	37.575		252	25	1:41.313	22.427	158	46.407	190	32.479	198	251
13	3:50.262	2:25.733	149	49.728	188	34.801	197	248	26	2:39.665	1:13.712	148	47.596	190	38.357		247



# ADAC GT Masters

## Lap analysis Free Practice 2

Provisional



Hockenheim, Length: 4574 m

Air temperature: 23.8°C

Track temperature: 25.8°C

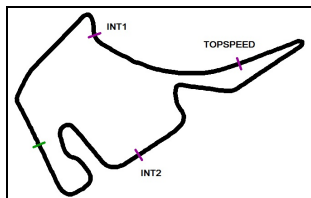
Weather condition: Dry

**DMSB** Reg. Nr.: 285/14  
Deutscher Motor Sport Bund e.V.

Friday 3.10.2014 13:10

Lap	Time	SE1	SP1	SE2	SP2	SE3	SP3	TSP	Lap	Time	SE1	SP1	SE2	SP2	SE3	SP3	TSP
<b>100</b>	Florian Stoll, DEU/ Daniel Dobitsch, AUT								<b>theoretical besttime: 1:41.297</b>								
1	2:29.419	53.491	132	56.264	178	39.664	197	166	13	1:47.382	23.138	158	46.753	191	37.491	250	
2	1:44.430	23.184	158	47.618	188	33.628	200	250	14	2:55.941	1:25.459	113	56.817	190	33.665	200	150
3	1:42.531	22.536	157	47.291	191	32.704	200	250	15	1:43.099	23.013	158	47.323	192	32.763	200	252
4	1:42.000	22.695	152	46.784	192	32.521	201	250	16	1:42.718	22.591	159	47.261	192	32.866	201	252
5	1:41.785	<b>22.397</b>	157	<b>46.703</b>	193	32.685	200	251	17	1:51.454	22.849	158	47.188	191	41.417		252
6	2:47.811	22.939	158	48.367	188	1:36.505		251	18	3:43.433	2:20.845	149	49.174	187	33.414	200	248
7	10:33.102	9:09.700	138	50.276	189	33.126	199	229	19	1:42.372	22.721	<b>159</b>	47.109	193	32.542	202	251
8	1:43.340	22.647	157	47.674	190	33.019	202	250	20	1:41.990	22.823	159	46.798	<b>194</b>	32.369	202	252
9	1:42.251	22.556	157	46.860	191	32.835	200	252	<b>21</b>	<b>1:41.545</b>	22.493	158	46.855	193	<b>32.197</b>	202	253
10	1:42.863	22.608	158	46.827	193	33.428	197	251	22	1:41.895	22.541	159	46.887	193	32.467	<b>202</b>	252
11	1:47.156	22.834	158	46.935	188	37.387		252	23	1:41.699	22.428	159	46.744	193	32.527	201	254
12	3:15.991	1:54.966	156	47.547	191	33.478	200	250	24	1:56.926	22.672	159	49.403	173	44.851		<b>254</b>





# ADAC GT Masters

## Vmax list Free Practice 2

Provisional



Hockenheim, Length: 4574 m

Air temperature: 23.8°C

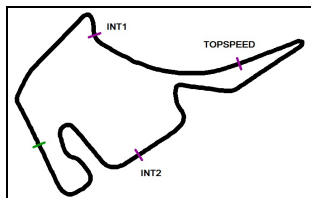
Track temperature: 25.5°C

Weather condition: Dry

**DMSB** Reg. Nr.: 285/14  
Deutscher Motor Sport Bund e.V.

Friday 3.10.2014 13:10

Nr	Team, Car, Driver, Nat	Top speed
1	<b>Callaway Competition, Corvette Z06.R GT3</b> Wirth Andreas , DEU Keilwitz Daniel , DEU	263,87 km/h
2	<b>Callaway Competition, Corvette Z06.R GT3</b> Assenheimer Patrick , DEU Alessi Diego , ITA	263,67 km/h
18	<b>Callaway Competition, Corvette Z06.R GT3</b> Seiler Toni , CHE Simonsen Andreas , SWE	263,09 km/h
13	<b>RWT Racing Team, Corvette Z06.R GT3</b> Jahn David , DEU Barth Sven , DEU	262,01 km/h
17	<b>Callaway Competition, Corvette Z06.R GT3</b> Lips Remo , CHE Marioneck Lennart , DEU	260,12 km/h
24	<b>Reiter Engineering, Chevrolet Camaro GT</b> von Thurn und Taxis Albert , DEU Enge Tomas , CZE	259,93 km/h
27	<b>H.T.P. Motorsport, Mercedes-Benz SLS AMG GT3</b> Stolz Luca , DEU Götz Maximilian , DEU	259,05 km/h
21	<b>BKK Mobil Oil Zakspeed, Mercedes-Benz SLS AMG GT3</b> Ludwig Luca , DEU Schlegelmilch Harald , LVA	258,56 km/h
22	<b>ROWE Racing, Mercedes-Benz SLS AMG GT3</b> Bastian Nico , DEU Alguersuari Jaime , ESP	258,25 km/h
23	<b>ROWE Racing, Mercedes-Benz SLS AMG GT3</b> Engel Maro , DEU Seyffarth Jan , DEU	258,25 km/h
6	<b>Farnbacher Racing, Porsche 911 GT3 R</b> Asch Sebastian , DEU Frommenwiler Philipp , CHE	257,51 km/h
14	<b>MRS GT-Racing, McLaren MP4-12C GT3</b> Spengler Florian , DEU Parente Alvaro , PRT	257,39 km/h
8	<b>TONINO Team Herberth, Porsche 911 GT3 R</b> Renauer Robert , DEU Ragginger Martin , AUT	256,78 km/h
5	<b>Farnbacher Racing, Porsche 911 GT3 R</b> Morcom Nathan , AUS Lukas Robert , POL	255,80 km/h



# ADAC GT Masters

## Vmax list Free Practice 2

Provisional



Hockenheim, Length: 4574 m

Air temperature: 23.8°C

Track temperature: 25.5°C

Weather condition: Dry



Reg. Nr.: 285/14

Friday 3.10.2014 13:10

Nr	Team, Car, Driver, Nat	Top speed
3	<b>GW IT Racing Team Schütz Motorsport, Porsche 911 GT3 R</b> Engelhart Christian , DEU van Lagen Jaap , NLD	255,44 km/h
20	<b>PIXUM Team Schubert, BMW Z4 GT3</b> Sandritter Max , DEU Klingmann Jens , DEU	255,32 km/h
9	<b>TONINO Team Herberth, Porsche 911 GT3 R</b> Jöst Dominic , DEU Scholze Florian , DEU	254,66 km/h
100	<b>kfzteile24 APR Motorsport, Audi R8 LMS ultra</b> Stoll Florian , DEU Dobitsch Daniel , AUT	254,18 km/h
19	<b>PIXUM Team Schubert, BMW Z4 GT3</b> Hürtgen Claudia , DEU Baumann Dominik , AUT	253,76 km/h
33	<b>Dupre Motorsport Engineering, Audi R8 LMS ultra</b> Dupre Christoph , DEU Schöffler Thomas , DEU	253,64 km/h
7	<b>TONINO Team Herberth, Porsche 911 GT3 R</b> Handlos Herbert , AUT Renauer Alfred , DEU	253,22 km/h
16	<b>YACO Racing, Audi R8 LMS ultra</b> Geipel Philip , DEU Frey Rahel , CHE	252,57 km/h
4	<b>GW IT Racing Team Schütz Motorsport, Porsche 911 GT3 R</b> Wossos Antonios , GRC Nathan Wolf , NLD	252,22 km/h
11	<b>Prosperia C. Abt Racing, Audi R8 LMS ultra</b> Hamprecht Fabian , DEU Thiim Nicki , DNK	251,92 km/h
10	<b>Prosperia C. Abt Racing, Audi R8 LMS ultra</b> van der Linde Kelvin , ZAF Rast Rene , DEU	249,42 km/h