



ADAC GT Masters

Results Race 2

Provisional



Sachsenring, Length: 3645 m

Air temperature: 15.8°C

Track temperature: 16.3°C

Weather condition: Dry

DMSB Reg. Nr.: 278/14
Deutscher Motor Sport Bund e.V.

Sunday 21.9.2014 12:00

started : 24 classified : 22 not classified : 2

	Drivers	Team	Car	Laps	Total Time	Gap	Kph	Lap	Time	Kph
1	10 K.van der Linde/R.Rast	Prosperia C. Abt Racing	Audi R8 LMS ultra	42	1:01:15.232		150,0	5	1:21.679	160,7
2	8 R.Renauer/D.Schwager	TONINO Team Herberth	Porsche 911 GT3 R	42	1:01:17.520	2.288	149,9	3	1:22.080	159,9
3	11 F.Hamprecht/N.Thiim	Prosperia C. Abt Racing	Audi R8 LMS ultra	42	1:01:21.541	6.309	149,7	5	1:21.724	160,6
4	16 P.Geipel/M.Winkelhock	YACO Racing	Audi R8 LMS ultra	42	1:01:22.485	7.253	149,7	4	1:22.138	159,8
5	20 M.Sandritter/J.Klingmann	PIXUM Team Schubert	BMW Z4 GT3	42	1:01:23.959	8.727	149,6	6	1:22.072	159,9
6	19 C.Hürtgen/D.Baumann	PIXUM Team Schubert	BMW Z4 GT3	42	1:01:26.105	10.873	149,5	4	1:22.033	160,0
7	22 N.Bastian/J.Alguersuari	ROWE Racing	Mercedes-Benz SLS AMG GT3	42	1:01:50.238	35.006	148,5	27	1:22.984	158,1
8	23 M.Engel/J.Seyffarth	ROWE Racing	Mercedes-Benz SLS AMG GT3	42	1:01:58.049	42.817	148,2	10	1:23.021	158,1
9	5 R.Lukas/N.Morcom	Farnbacher Racing	Porsche 911 GT3 R	42	1:01:58.750	43.518	148,2	7	1:23.103	157,9
10	7 H.Handlos(*G*)/A.Renauer	TONINO Team Herberth	Porsche 911 GT3 R	42	1:02:10.091	54.859	147,8	3	1:21.994	160,0
11	27 L.Stolz/M.Götz	H.T.P. Motorsport	Mercedes-Benz SLS AMG GT3	42	1:02:26.657	1:11.425	147,1	3	1:21.634	160,7
12	9 D.Jöst(*G*)/F.Scholze(*G*)	TONINO Team Herberth	Porsche 911 GT3 R	42	1:02:30.295	1:15.063	147,0	8	1:23.377	157,4
13	1 A.Wirth/D.Keilwitz	Callaway Competition	Corvette Z06.R GT3	42	1:02:32.908	1:17.676	146,9	7	1:22.804	158,5
14	13 D.Jahn/S.Barth	RWT Racing Team	Corvette Z06.R GT3	42	1:02:43.532	1:28.300	146,4	7	1:23.219	157,7
15	2 P.Assenheimer/D.Alessi	Callaway Competition	Corvette Z06.R GT3	42	1:02:51.910	1:36.678	146,1	5	1:23.077	157,9
16	17 R.Lips(*G*)/L.Marionek	Callaway Competition	Corvette Z06.R GT3	41	1:01:21.426	1 LAP	146,1	22	1:23.462	157,2
17	3 C.Engelhart/J.van Lagen	GW IT Racing Team Schütz Motors	Porsche 911 GT3 R	41	1:01:22.009	1 LAP	146,1	5	1:22.265	159,5
18	21 A.Day/L.Ludwig	BKK Mobil Oil Zakspeed	Mercedes-Benz SLS AMG GT3	41	1:01:29.496	1 LAP	145,8	5	1:23.131	157,8
19	14 F.Spengler/C.Brück	MRS GT-Racing	McLaren MP4-12C GT3	41	1:01:50.775	1 LAP	145,0	10	1:23.441	157,3
20	4 W.Nathan(*G*)/A.Wossos(*G*)	GW IT Racing Team Schütz Motors	Porsche 911 GT3 R	41	1:02:03.109	1 LAP	144,5	12	1:23.523	157,1
21	6 P.Frommenwiler/S.Asch	Farnbacher Racing	Porsche 911 GT3 R	40	58:00.634	2LAPS	150,8	4	1:21.961	160,1
22	18 T.Seiler(*G*)/S.Bleekemolen	Callaway Competition	Corvette Z06.R GT3	33	48:22.715	9LAPS	149,2	12	1:23.602	157,0
not classified										
	24 A.von Thurn und Taxis/T.Enge	Reiter Engineering	Chevrolet Camaro GT	24	33:47.641	18LAPS	155,3	9	1:23.266	157,6
	100 F.Stoll/D.Dobitsch	kfzteile24 APR Motorsport	Audi R8 LMS ultra	1	1:54.176	41LAPS				

Fastest lap of the race. Car 27 driver Götz on lap 3. Time 1:21.634, average speed 160,7 km/h.

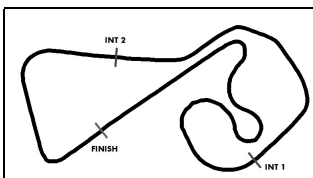
(*G*) marks the gentlemen driver

Subject to final scrutineering!

Publications Time:

Clerk of the course:

Time Keeping:



ADAC GT Masters

Lap chart Race 2

Provisional

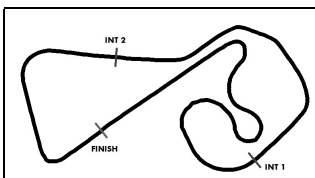


Sachsenring, Length: 3645 m

Sunday 21.9.2014 12:00

POS	1	2	3	4	5	6	7	8	9	10	11	12	13	14	15	16	17	18	19	20	21	22	23	24	25	26
LAP 1	10	11	6	16	20	8	19	3	7	5	2	13	22	9	1	18	14	21	17	24	4	23	.27	.100		
LAP 2	10	11	6	16	20	8	19	7	3	2	5	22	13	1	9	18	14	21	24	17	23	4	27			
LAP 3	10	11	6	16	20	8	19	7	3	2	5	22	1	13	9	18	14	21	24	17	23	4	27			
LAP 4	10	11	6	16	20	8	19	7	3	2	5	1	22	13	9	18	21	14	24	23	17	4	27			
LAP 5	10	11	6	16	20	8	19	7	3	2	5	1	22	13	9	21	18	14	24	23	17	4	27			
LAP 6	10	11	6	16	20	8	19	7	3	2	5	22	13	21	9	1	18	14	24	23	17	4	27			
LAP 7	10	11	6	16	20	8	19	7	3	2	5	22	13	21	1	9	18	24	23	17	4	14	27			
LAP 8	10	11	6	16	20	19	8	7	3	2	5	22	13	21	1	9	24	23	18	17	4	14	27			
LAP 9	10	11	6	16	20	19	8	7	3	2	5	22	13	21	1	9	24	23	18	17	4	14	27			
LAP 10	10	11	6	16	20	19	8	7	3	2	5	22	13	21	1	9	24	23	18	17	4	14	27			
LAP 11	10	11	6	16	20	19	8	7	3	2	5	22	13	21	1	9	24	23	18	17	4	14	27			
LAP 12	10	11	6	16	20	19	8	7	3	5	2	22	13	21	1	9	24	23	18	17	4	14	27			
LAP 13	10	11	6	16	20	19	8	7	3	5	2	22	13	21	1	9	24	23	18	17	4	14	27			
LAP 14	10	11	6	16	20	19	8	7	3	5	2	22	13	21	1	9	24	23	18	17	4	14	27			
LAP 15	10	11	6	16	20	19	8	7	3	5	2	22	13	21	1	9	24	23	17	4	14	18	27			
LAP 16	10	11	6	16	20	19	8	7	3	5	2	22	13	21	1	9	24	23	17	4	14	18	27			
LAP 17	10	11	6	16	20	19	8	7	3	5	2	22	13	21	1	9	24	23	17	4	14	18	27			
LAP 18	10	11	6	16	20	19	8	7	3	5	22	2	21	1	13	9	24	23	17	4	14	18	27			
LAP 19	10	11	6	16	20	19	8	7	3	5	22	2	1	21	13	24	9	23	17	14	.4	18	27			
LAP 20	10	11	6	16	20	19	8	7	3	5	22	1	2	21	24	13	23	9	17	14	18	27	4'			
LAP 21	10	11	6	16	19	.20	8	7	3	5	22	1	2	21	24	17	.13	.23	14	18	.9	27	4'			
LAP 22	10	11	6	19	.16	8	7	3	5	22	1	2	24	17	.21	14	18	27	20	23'	9'	13'	4'			
LAP 23	10	.11	6	19	8	7	5	.3	1	.22	24	2	.17	18	.14	27	20	16	21'	23'	9'	13'	4'			
LAP 24	.10	6	.19	.8	.7	.5	.1	.24	.2	.18	11	.27	20	16	22'	21'	23'	17'	9'	14'	13'	4'	3'			
LAP 25	.6	10	11	20	16	19	8	7	22	1	5	21	23	17	2	9	14	13	18	4	27	3'				
LAP 26	10	11	20	6	16	19	8	7	22	1	5	21	23	17	2	9	14	13	18	27	4	3'				
LAP 27	10	11	20	6	16	19	8	7	22	1	5	21	23	17	2	9	14	13	27	18	4	3'				
LAP 28	10	11	20	6	16	19	8	7	22	1	5	23	21	17	2	9	14	13	27	18	4	3'				
LAP 29	10	11	20	6	16	19	8	7	22	1	5	23	21	17	2	9	14	13	27	18	4	3'				
LAP 30	10	11	20	6	16	19	8	7	22	1	5	23	21	17	2	9	14	27	13	18	4	3'				
LAP 31	10	11	20	6	16	19	8	7	22	1	23	5	21	17	9	14	27	13	2	18	4	3'				
LAP 32	10	11	20	6	16	19	8	7	22	1	23	5	21	17	9	27	14	13	2	18	4	3'				
LAP 33	10	11	20	6	16	8	19	7	22	1	23	5	21	17	9	27	14	13	2	4	.18'	3'				
LAP 34	10	11	20	6	16	8	19	7	22	1	23	5	21	17	27	9	14	13	2	4'	3'					
LAP 35	10	11	20	6	16	8	19	22	7	23	1	5	.21	27	9	17	14	13	2	3'	4'					
LAP 36	10	11	20	6	16	8	19	22	7	23	5	1	27	9	17	13	2	.14	3'	4'	21'					
LAP 37	10	11	20	6	16	8	19	22	7	23	5	1	27	9	13	17	2	3'	4'	21'	14'					

. - PIT STOP ' - LAP BEHIND



ADAC GT Masters

Lap chart Race 2

Provisional

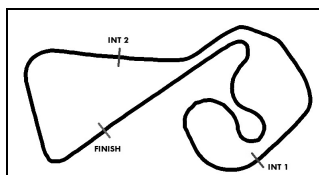


Sachsenring, Length: 3645 m

Sunday 21.9.2014 12:00

POS	1	2	3	4	5	6	7	8	9	10	11	12	13	14	15	16	17	18	19	20	21	22	23	24	25	26		
LAP 38	10	11	20	6	16	8	19	22	7	23	5	1	27	9	13	2	17	3'	4'	21'	14'							
LAP 39	10	11	20	6	16	8	19	22	7	23	5	27	1	9	13	2	17	3'	21'	4'	14'							
LAP 40	10	11	8	20	6	16	19	22	23	5	7	27	1	9	13	2	17'	3'	21'	14'	4'							
LAP 41	10	8	11	20	16	19	22	23	5	7	27	1	9	13	2	17'	3'	21'	14'	4'								
LAP 42	10	8	11	16	20	19	22	23	5	7	27	9	1	13	2	.17	.3	.21										

. - PIT STOP ' - LAP BEHIND



ADAC GT Masters

Vmax list Race 2

Provisional



Sachsenring, Length: 3645 m

Air temperature: 15.8°C

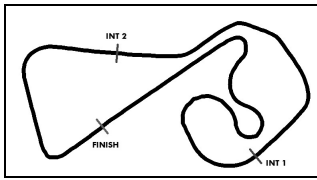
Track temperature: 16.2°C

Weather condition: Dry

DMSB Reg. Nr.: 278/14
Deutscher Motor Sport Bund e.V.

Sunday 21.9.2014 12:00

Nr	Team, Car, Driver, Nat	Top speed
24	Reiter Engineering, Chevrolet Camaro GT von Thurn und Taxis Albert , DEU Enge Tomas , CZE	231,46 km/h
1	Callaway Competition, Corvette Z06.R GT3 Wirth Andreas , DEU Keilwitz Daniel , DEU	228,52 km/h
17	Callaway Competition, Corvette Z06.R GT3 Lips Remo , CHE Marioneck Lennart , DEU	227,90 km/h
13	RWT Racing Team, Corvette Z06.R GT3 Jahn David , DEU Barth Sven , DEU	227,13 km/h
2	Callaway Competition, Corvette Z06.R GT3 Assenheimer Patrick , DEU Alessi Diego , ITA	226,89 km/h
18	Callaway Competition, Corvette Z06.R GT3 Seiler Toni , CHE Bleekemolen Sebastiaan , NLD	226,37 km/h
27	H.T.P. Motorsport, Mercedes-Benz SLS AMG GT3 Stolz Luca , DEU Götz Maximilian , DEU	225,09 km/h
23	ROWE Racing, Mercedes-Benz SLS AMG GT3 Engel Maro , DEU Seyffarth Jan , DEU	225,05 km/h
21	BKK Mobil Oil Zakspeed, Mercedes-Benz SLS AMG GT3 Day Alon , ISR Ludwig Luca , DEU	224,53 km/h
14	MRS GT-Racing, McLaren MP4-12C GT3 Spengler Florian , DEU Brück Christopher , DEU	224,44 km/h
22	ROWE Racing, Mercedes-Benz SLS AMG GT3 Bastian Nico , DEU Alguersuari Jaime , ESP	223,42 km/h
9	TONINO Team Herberth, Porsche 911 GT3 R Jöst Dominic , DEU Scholze Florian , DEU	221,68 km/h
3	GW IT Racing Team Schütz Motorsport, Porsche 911 GT3 R Engelhart Christian , DEU van Lagen Jaap , NLD	221,40 km/h
16	YACO Racing, Audi R8 LMS ultra Geipel Philip , DEU Winkelhock Markus , DEU	221,36 km/h



ADAC GT Masters

Vmax list Race 2

Provisional



Sachsenring, Length: 3645 m

Air temperature: 15.8°C

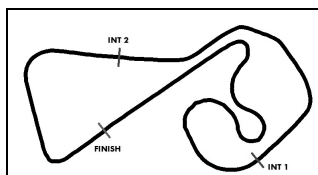
Track temperature: 16.2°C

Weather condition: Dry

DMSB Reg. Nr.: 278/14
Deutscher Motor Sport Bund e.V.

Sunday 21.9.2014 12:00

Nr	Team, Car, Driver, Nat	Top speed
19	PIXUM Team Schubert, BMW Z4 GT3 Hürtgen Claudia , DEU Baumann Dominik , AUT	221,36 km/h
20	PIXUM Team Schubert, BMW Z4 GT3 Sandritter Max , DEU Klingmann Jens , DEU	220,99 km/h
6	Farnbacher Racing, Porsche 911 GT3 R Frommenwiler Philipp , CHE Asch Sebastian , DEU	220,77 km/h
4	GW IT Racing Team Schütz Motorsport, Porsche 911 GT3 R Nathan Wolf , NLD Wossos Antonios , GRC	220,54 km/h
7	TONINO Team Herberth, Porsche 911 GT3 R Handlos Herbert , AUT Renauer Alfred , DEU	220,00 km/h
8	TONINO Team Herberth, Porsche 911 GT3 R Renauer Robert , DEU Schwager Dominik , DEU	219,74 km/h
11	Prosperia C. Abt Racing, Audi R8 LMS ultra Hamprecht Fabian , DEU Thiim Nicki , DNK	219,07 km/h
10	Prosperia C. Abt Racing, Audi R8 LMS ultra van der Linde Kelvin , ZAF Rast Rene , DEU	218,98 km/h
5	Farnbacher Racing, Porsche 911 GT3 R Lukas Robert , POL Morcom Nathan , AUS	218,23 km/h
100	kfzteile24 APR Motorsport, Audi R8 LMS ultra Stoll Florian , DEU Dobitsch Daniel , AUT	km/h



ADAC GT Masters

Pit stops Race 2



Provisional

Sachsenring, Length: 3645 m

Air temperature: 15.8°C

Track temperature: 16.2°C

Weather condition: Dry

DMSB Reg. Nr.: 278/14
Deutscher Motor Sport Bund e.V.

Sunday 21.9.2014 12:00

Nr	Driver in	Day time in	Time in	Driver out	Day time out	Time out	Nett Time
27	Maximilian Götz	12:02:22	1:46.988	Maximilian Götz	12:03:04	2:28.225	41.237
100	Daniel Dobitsch	12:02:29	1:53.489				
4	Antonios Wossos	12:27:24	26:49.219	Antonios Wossos	12:28:29	27:53.800	1:04.581
20	Jens Klingmann	12:29:36	29:00.971	Max Sandritter	12:30:37	30:01.272	1:00.301
13	Sven Barth	12:30:11	29:36.171	David Jahn	12:31:19	30:43.228	1:07.057
23	Jan Seyffarth	12:30:12	29:36.760	Jan Seyffarth	12:31:13	30:37.372	1:00.612
9	Florian Scholze	12:30:15	29:39.458	Dominic Jöst	12:31:15	30:40.180	1:00.722
16	Markus Winkelhock	12:30:59	30:24.192	Markus Winkelhock	12:32:01	31:25.409	1:01.217
21	Luca Ludwig	12:31:34	30:58.292	Alon Day	12:32:35	32:00.098	1:01.806
11	Nicki Thiim	12:32:14	31:38.291	Fabian Hamprecht	12:33:15	32:39.611	1:01.320
3	Jaap van Lagen	12:32:50	32:14.242	Jaap van Lagen	12:34:58	34:22.852	2:08.610
22	Jaime Alguersuari	12:32:50	32:15.178	Jaime Alguersuari	12:33:53	33:17.913	1:02.735
17	Lennart Marioneck	12:33:00	32:24.558	Remo Lips	12:34:01	33:25.637	1:01.079
14	Christopher Brück	12:33:05	32:29.946	Florian Spengler	12:34:06	33:31.067	1:01.121
10	Rene Rast	12:33:36	33:00.606	Kelvin van der Linde	12:34:37	34:02.184	1:01.578
19	Dominik Baumann	12:33:44	33:08.812	Claudia Hürtgen	12:34:47	34:12.171	1:03.359
8	Dominik Schwager	12:33:55	33:20.068	Dominik Schwager	12:34:59	34:23.761	1:03.693
7	Alfred Renauer	12:33:56	33:20.916		12:35:00	34:24.296	1:03.380
5	Nathan Morcom	12:34:14	33:38.907	Robert Lukas	12:35:21	34:45.761	1:06.854
1	Daniel Keilwitz	12:34:17	33:41.301	Daniel Keilwitz	12:35:18	34:42.863	1:01.562
24	Tomas Enge	12:34:22	33:46.989				
2	Diego Alessi	12:34:24	33:48.775	Diego Alessi	12:35:27	34:51.273	1:02.498
18	Sebastiaan Bleekemole	12:34:31	33:55.852	Sebastiaan Bleekemole	12:35:32	34:56.736	1:00.884
27	Maximilian Götz	12:34:38	34:02.654	Maximilian Götz	12:35:39	35:03.785	1:01.131
6	Sebastian Asch	12:35:08	34:32.895	Philipp Frommenwiler	12:36:09	35:33.491	1:00.596
18	Toni Seiler	12:48:57	48:22.034				
21	Alon Day	12:51:25	50:49.350	Alon Day	12:52:38	52:02.233	1:12.883
14	Florian Spengler	12:53:16	52:40.898	Florian Spengler	12:54:30	53:55.117	1:14.219
17	Remo Lips	13:03:56	1:03:20.767				
16	Philip Geipel	13:03:58	1:03:22.315				
8	Robert Renauer	13:04:02	1:03:27.129				
3	Jaap van Lagen	13:04:04	1:03:28.737				
20	Max Sandritter	13:04:06	1:03:30.406				
19	Claudia Hürtgen	13:04:07	1:03:31.975				
21	Alon Day	13:04:09	1:03:33.924				
22	Nico Bastian	13:04:39	1:04:03.920				
14	Florian Spengler	13:04:41	1:04:05.585				
23	Maro Engel	13:04:43	1:04:07.353				
5	Robert Lukas	13:04:45	1:04:09.464				