

ADAC GT Masters

Results Warm Up



Provisional

Sachsenring, Length: 3645 m

Air temperature: 15.2°C

Track temperature: 15.0°C

Weather condition: Dry

DMSB Reg. Nr.: 278/14
Deutscher Motor Sport Bund e.V.

Sunday 21.9.2014 08:10

started : 23 classified : 23 not classified : 0

	Drivers	Team	Car	Lap	Best Time	Gap	Diff	Kph	Day Time
1	16 P.Geipel/M.Winkelhock	YACO Racing	Audi R8 LMS ultra	9	1:21.477			161,1	8:24:42
2	11 F.Hamprecht/N.Thiim	Prosperia C. Abt Racing	Audi R8 LMS ultra	4	1:21.501	0.024	0.024	161,0	8:15:43
3	10 K.van der Linde/R.Rast	Prosperia C. Abt Racing	Audi R8 LMS ultra	4	1:22.005	0.528	0.504	160,0	8:15:49
4	1 A.Wirth/D.Keilwitz	Callaway Competition	Corvette Z06.R GT3	8	1:22.087	0.610	0.082	159,9	8:23:42
5	27 L.Stolz/M.Götz	H.T.P. Motorsport	Mercedes-Benz SLS AMG GT3	4	1:22.118	0.641	0.031	159,8	8:15:54
6	3 C.Engelhart/J.van Lagen	GW IT Racing Team Schütz Motors	Porsche 911 GT3 R	8	1:22.159	0.682	0.041	159,7	8:22:33
7	23 M.Engel/J.Seyffarth	ROWE Racing	Mercedes-Benz SLS AMG GT3	9	1:22.366	0.889	0.207	159,3	8:25:22
8	100 F.Stoll/D.Dobitsch	kfzteile24 APR Motorsport	Audi R8 LMS ultra	7	1:22.477	1.000	0.111	159,1	8:26:15
9	19 C.Hürtgen/D.Baumann	PIXUM Team Schubert	BMW Z4 GT3	9	1:22.489	1.012	0.012	159,1	8:24:58
10	6 P.Frommenwiler/S.Asch	Farnbacher Racing	Porsche 911 GT3 R	10	1:22.579	1.102	0.090	158,9	8:25:10
11	21 A.Day/L.Ludwig	BKK Mobil Oil Zakspeed	Mercedes-Benz SLS AMG GT3	9	1:22.628	1.151	0.049	158,8	8:25:12
12	20 M.Sandritter/J.Klingmann	PIXUM Team Schubert	BMW Z4 GT3	10	1:22.651	1.174	0.023	158,8	8:26:20
13	22 N.Bastian/J.Alguersuari	ROWE Racing	Mercedes-Benz SLS AMG GT3	9	1:22.730	1.253	0.079	158,6	8:24:05
14	13 D.Jahn/S.Barth	RWT Racing Team	Corvette Z06.R GT3	8	1:22.806	1.329	0.076	158,5	8:22:51
15	2 P.Assenheimer/D.Alessi	Callaway Competition	Corvette Z06.R GT3	8	1:22.893	1.416	0.087	158,3	8:24:02
16	5 R.Lukas/N.Morcom	Farnbacher Racing	Porsche 911 GT3 R	9	1:23.071	1.594	0.178	158,0	8:24:38
17	14 F.Spengler/C.Brück	MRS GT-Racing	McLaren MP4-12C GT3	10	1:23.157	1.680	0.086	157,8	8:25:56
18	17 R.Lips(*G*)/L.Marionek	Callaway Competition	Corvette Z06.R GT3	10	1:23.267	1.790	0.110	157,6	8:25:55
19	24 A.von Thurn und Taxis/T.Engel	Reiter Engineering	Chevrolet Camaro GT	9	1:23.518	2.041	0.251	157,1	8:24:09
20	8 R.Renauer/D.Schwager	TONINO Team Herberth	Porsche 911 GT3 R	2	1:23.717	2.240	0.199	156,7	8:13:42
21	4 W.Nathan(*G*)/A.Wossos(*G*)	GW IT Racing Team Schütz Motors	Porsche 911 GT3 R	9	1:24.095	2.618	0.378	156,0	8:24:05
22	7 H.Handlos(*G*)/A.Renauer	TONINO Team Herberth	Porsche 911 GT3 R	4	1:24.131	2.654	0.036	156,0	8:16:29
23	18 T.Seiler(*G*)/S.Bleekemolen	Callaway Competition	Corvette Z06.R GT3	2	1:29.844	8.367	5.713	146,1	8:13:32

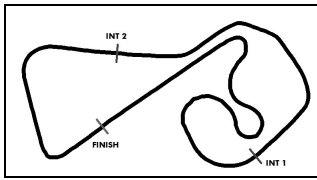
(*G*) marks the gentlemen driver

Subject to final scrutineering!

Publications Time:

Clerk of the course:

Time Keeping:



ADAC GT Masters

Lap analysis Warm Up



Provisional

Sachsenring, Length: 3645 m

Air temperature: 15.2°C

Track temperature: 15.0°C

Weather condition: Dry

DMSB Reg. Nr.: 278/14
Deutscher Motor Sport Bund e.V.

Sunday 21.9.2014 08:10

Lap	Time	SE1	SP1	SE2	SP2	SE3	SP3	TSP	Lap	Time	SE1	SP1	SE2	SP2	SE3	SP3	TSP
1	Andreas Wirth, DEU/ Daniel Keilwitz, DEU								theoretical besttime: 1:21.948								
1	2:14.241	1:17.695		24.274		32.272			6	1:32.189	45.820		20.184		26.185		228
2	1:50.088	1:05.226		20.501		24.361	173		7	2:33.722	1:53.938		18.264		21.520	174	
3	1:22.592	42.540		18.323		21.729	175	226	8	1:22.087	42.234		18.194		21.659	171	227
4	1:23.454	42.466		18.230		22.758	156	225	9	1:25.667	42.279		18.404		24.984		225
5	1:24.119	43.689		18.478		21.952	172	220									

2	Patrick Assenheimer, DEU/ Diego Alessi, ITA								theoretical besttime: 1:22.799								
1	1:57.653	1:13.866		20.435		23.352	164		6	1:28.344	43.638		19.052		25.654		226
2	1:28.862	43.770		19.871		25.221	167	220	7	2:57.538	2:16.218		18.628		22.692	170	
3	1:59.039	1:17.889		19.070		22.080	169	225	8	1:22.893	42.512		18.453		21.928	168	224
4	1:23.748	42.649		18.668		22.431	165	228	9	1:23.021	42.701		18.486		21.834	168	226
5	1:24.727	43.867		18.621		22.239	168	224	10	1:27.481	42.914		18.621		25.946		225

3	Christian Engelhart, DEU/ Jaap van Lagen, NLD								theoretical besttime: 1:22.040								
1	2:26.835	1:42.750		20.920		23.165	166		7	1:22.596	42.256		18.626		21.714	167	220
2	1:24.333	43.661		18.794		21.878	166	218	8	1:22.159	42.266		18.338		21.555	169	221
3	1:38.402	48.475		22.125		27.802	167	219	9	1:22.653	42.523		18.496		21.634	166	221
4	1:26.106	44.960		19.451		21.695	166	220	10	1:22.546	42.481		18.451		21.614	168	220
5	1:26.338	46.201		18.691		21.446	167	220	11	1:32.842	45.704		19.222		27.916		221
6	1:26.418	45.405		19.376		21.637	168	220									

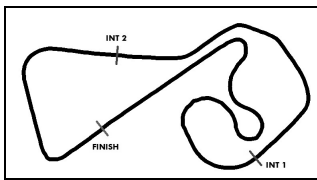
4	Wolf Nathan, NLD/ Antonios Wossos, GRC								theoretical besttime: 1:23.994								
1	2:36.420	1:48.465		22.862		25.093	157		7	1:25.529	43.462		19.742		22.325	166	218
2	1:30.309	45.847		20.180		24.282	165	197	8	1:24.188	43.199		19.012		21.977	166	219
3	1:27.367	44.555		19.967		22.845	165	212	9	1:24.095	43.257		19.055		21.783	166	220
4	1:26.710	43.956		20.307		22.447	166	220	10	1:25.599	43.404		20.062		22.133	164	220
5	1:25.265	43.983		19.256		22.026	166	219	11	1:31.569	43.230		20.188		28.151		219
6	1:25.353	43.832		19.394		22.127	165	219									

5	Robert Lukas, POL/ Nathan Morcom, AUS								theoretical besttime: 1:23.040								
1	1:48.389	1:04.689		20.898		22.802	164		7	1:24.084	43.369		18.376		22.339	165	218
2	1:24.908	44.253		18.695		21.960	165	216	8	1:23.140	43.039		18.420		21.681	166	218
3	1:23.305	43.034		18.506		21.765	167	218	9	1:23.071	43.002		18.387		21.682	166	218
4	1:23.349	43.112		18.491		21.746	165	219	10	1:23.456	43.008		18.637		21.811	166	219
5	1:28.082	43.372		18.660		26.050		218	11	1:31.563	45.124		19.970		26.469		219
6	3:00.589	2:20.182		18.745		21.662	167										

6	Philipp Frommenwiler, CHE/ Sebastian Asch, DEU								theoretical besttime: 1:22.230								
1	1:55.369	1:04.699		23.961		26.709	154		7	1:26.528	45.220		19.542		21.766	168	221
2	1:35.614	51.105		20.854		23.655	141	133	8	1:22.836	42.204		18.406		22.226	167	221
3	1:42.720	52.681		23.585		26.454	168	178	9	1:22.612	42.526		18.407		21.679	167	221
4	1:28.860	44.870		21.332		22.658	168	219	10	1:22.579	42.525		18.347		21.707	168	221
5	1:26.958	46.032		19.236		21.690	168	220	11	1:29.244	43.457		19.035		26.752		221
6	1:26.350	44.827		19.510		22.013	168	220									

7	Herbert Handlos, AUT/ Alfred Renauer, DEU								theoretical besttime: 1:24.131								
1	2:12.885	1:26.267		22.116		24.502	157		4	1:24.131	43.213		19.006		21.912	165	219
2	1:27.142	45.622		19.373		22.147	167	213	5	1:33.008	45.771		20.130		27.107		216
3	1:25.106	43.972		19.078		22.056	165	219									

8	Robert Renauer, DEU/ Dominik Schwager, DEU								theoretical besttime: 1:23.717								
1	2:18.700	1:31.577		20.507		26.616	166		4	1:24.776	43.217		19.593		21.966	168	220
2	1:23.717	43.129		18.745		21.843	166	218	5	1:27.994	43.912		18.805		25.277		220
3	1:28.185	45.771		20.340		22.074	167	220	6	2:45.781	2:02.091		18.875		24.815		



ADAC GT Masters

Lap analysis Warm Up



Provisional

Sachsenring, Length: 3645 m

Air temperature: 15.2°C

Track temperature: 15.0°C

Weather condition: Dry

DMSB Reg. Nr.: 278/14
Deutscher Motor Sport Bund e.V.

Sunday 21.9.2014 08:10

Lap	Time	SE1	SP1	SE2	SP2	SE3	SP3	TSP	Lap	Time	SE1	SP1	SE2	SP2	SE3	SP3	TSP
10	Kelvin van der Linde, ZAF/ Rene Rast, DEU								theoretical besttime: 1:21.887								
1	1:41.752	59.122		20.011		22.619	164		7	2:28.018	1:44.891		20.842		22.285	167	
2	1:23.165	42.731		18.664		21.770	166	215	8	1:23.580	43.153		18.622		21.805	168	217
3	1:22.479	42.265		18.691		21.523	166	217	9	1:22.217	42.384		18.385		21.448	168	219
4	1:22.005	42.054		18.477		21.474	167	217	10	1:22.813	42.581		18.584		21.648	168	219
5	1:23.398	43.004		18.798		21.596	166	218	11	1:31.024	46.270		18.941		25.813		217
6	1:26.621	43.081		18.648		24.892		217									

11	Fabian Hamprecht, DEU/ Nicki Thiim, DNK								theoretical besttime: 1:21.501								
1	1:38.082	54.935		20.778		22.369	166		7	1:26.372	44.434		19.579		22.359	168	220
2	1:22.685	42.687		18.470		21.528	167	215	8	1:23.793	42.907		19.091		21.795	167	219
3	1:21.671	41.955		18.311		21.405	168	218	9	1:23.075	42.961		18.503		21.611	168	220
4	1:21.501	41.896		18.300		21.305	168	219	10	1:23.101	42.829		18.552		21.720	168	219
5	1:26.790	42.611		18.456		25.723		219	11	1:30.604	44.129		19.964		26.511		220
6	2:27.754	1:46.414		19.227		22.113	168										

13	David Jahn, DEU/ Sven Barth, DEU								theoretical besttime: 1:22.706								
1	1:53.514	1:08.629		20.985		23.900	165		7	1:23.346	43.259		18.542		21.545	169	226
2	1:28.046	44.306		19.273		24.467	169	222	8	1:22.806	42.848		18.430		21.528	170	226
3	1:24.214	42.987		19.384		21.843	170	224	9	1:23.344	42.748		18.939		21.657	172	227
4	1:23.472	42.786		18.961		21.725	169	225	10	1:23.110	42.834		18.654		21.622	169	227
5	1:29.769	44.697		19.411		25.661		225	11	1:27.986	42.948		18.931		26.107		227
6	2:26.844	1:45.822		19.104		21.918	170										

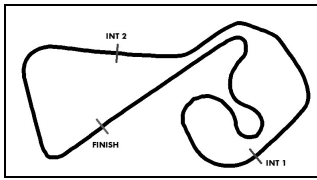
14	Florian Spengler, DEU/ Christopher Brück, DEU								theoretical besttime: 1:23.065								
1	2:06.868	1:21.030		21.739		24.099	160		7	2:25.551	1:44.529		19.000		22.022	170	
2	1:25.955	44.471		19.285		22.199	168	220	8	1:23.362	42.966		18.753		21.643	170	225
3	1:26.378	45.171		19.245		21.962	169	222	9	1:26.330	45.656		18.935		21.739	169	225
4	1:24.949	43.953		19.044		21.952	168	220	10	1:23.157	42.771		18.651		21.735	170	225
5	1:24.486	43.504		18.945		22.037	168	224	11	1:30.485	43.583		19.362		27.540		225
6	1:29.355	44.456		19.071		25.828		224									

16	Philip Geipel, DEU/ Markus Winkelhock, DEU								theoretical besttime: 1:21.374								
1	2:05.732	1:11.362		25.955		28.415	133		6	1:25.538	45.059		18.809		21.670	165	218
2	1:33.380	51.553		19.495		22.332	165	166	7	1:22.644	42.544		18.533		21.567	165	219
3	1:27.581	43.007		19.002		25.572		218	8	1:21.646	42.044		18.209		21.393	167	219
4	2:38.055	1:56.779		19.498		21.778	166		9	1:21.477	41.772		18.221		21.484	166	220
5	1:26.297	45.428		18.991		21.878	169	217	10	1:27.875	42.107		19.350		26.418		219

17	Remo Lips, CHE/ Lennart Marioneck, DEU								theoretical besttime: 1:23.121								
1	2:04.621	1:16.805		22.525		25.291	166		7	1:24.126	43.445		18.810		21.871	169	225
2	1:26.633	44.404		19.597		22.632	169	224	8	1:23.849	43.159		18.805		21.885	169	226
3	1:24.124	43.341		18.759		22.024	171	226	9	1:23.689	43.043		18.682		21.964	169	226
4	1:23.324	42.907		18.575		21.842	172	226	10	1:23.267	42.775		18.721		21.771	168	225
5	1:30.031	45.262		19.194		25.575		226	11	1:29.210	43.778		18.922		26.510		225
6	2:31.603	1:50.044		19.394		22.165	168										

18	Toni Seiler, CHE/ Sebastiaan Bleekemolen, NLD								theoretical besttime: 1:28.101								
1	2:02.377	1:13.769		23.882		24.726	164		4	1:35.383	48.678		23.647		23.058	168	225
2	1:29.844	46.271		19.844		23.729	168	221	5	1:34.644	45.644		19.842		29.158		224
3	1:29.901	47.235		20.051		22.615	169	219	6	3:21.788	2:11.221		31.916		38.651		

19	Claudia Hürtgen, DEU/ Dominik Baumann, AUT								theoretical besttime: 1:22.197								
1	2:41.193	1:57.939		20.457		22.797	164		7	1:22.609	42.469		18.347		21.793	164	217
2	1:24.568	43.788		18.707		22.073	167	213	8	1:25.800	42.422		19.881		23.497	167	216
3	1:23.011	42.949		18.303		21.759	167	216	9	1:22.489	42.490		18.527		21.472	164	217
4	1:24.130	43.262		18.468		22.400	168	217	10	1:22.509	42.525		18.425		21.559	164	217



ADAC GT Masters

Lap analysis Warm Up



Provisional

Sachsenring, Length: 3645 m

Air temperature: 15.2°C

Track temperature: 15.0°C

Weather condition: Dry

DMSB Reg. Nr.: 278/14
Deutscher Motor Sport Bund e.V.

Sunday 21.9.2014 08:10

Lap	Time	SE1	SP1	SE2	SP2	SE3	SP3	TSP	Lap	Time	SE1	SP1	SE2	SP2	SE3	SP3	TSP
5	1:27.152	44.372		18.348		24.432		217	11	1:27.270	42.456		18.449		26.365		217
6	2:28.030	1:44.670		21.002		22.358	165										

20 Max Sandritter, DEU/ Jens Klingmann, DEU

theoretical besttime: 1:22.182

1	2:46.375	2:02.331		21.082		22.962	163		7	2:21.303	1:40.791		18.628		21.884	165	
2	1:24.255	43.485		18.868		21.902	165	214	8	1:23.180	42.393		18.905		21.882	164	217
3	1:22.728	42.551		18.346		21.831	165	216	9	1:22.821	42.370		18.559		21.892	166	215
4	1:26.506	43.119		18.463		24.924	167	216	10	1:22.651	42.554		18.192		21.905	164	216
5	1:23.491	43.384		18.487		21.620	166	218	11	1:26.763	42.298		18.423		26.042		216
6	1:27.185	44.256		18.363		24.566		217									

21 Alon Day, ISR/ Luca Ludwig, DEU

theoretical besttime: 1:22.628

1	1:47.086	1:00.168		20.586		26.332			6	1:26.477	44.339		19.461		22.677	171	224
2	3:32.028	2:51.086		18.988		21.954	170		7	1:23.154	42.682		18.634		21.838	170	224
3	1:26.088	43.578		18.884		23.626	170	223	8	1:23.061	42.627		18.763		21.671	171	224
4	1:25.120	44.334		18.907		21.879	171	223	9	1:22.628	42.500		18.499		21.629	169	224
5	1:27.142	44.624		20.848		21.670	171	224	10	1:31.044	44.722		20.886		25.436		224

22 Nico Bastian, DEU/ Jaime Alguersuari, ESP

theoretical besttime: 1:22.450

1	1:53.195	1:07.369		21.577		24.249	164		7	2:24.357	1:42.756		19.079		22.522	169	
2	1:25.481	44.301		19.218		21.962	167	218	8	1:22.771	42.518		18.548		21.705	170	222
3	1:24.057	43.381		18.833		21.843	168	220	9	1:22.730	42.654		18.421		21.655	166	224
4	1:23.046	42.621		18.529		21.896	167	222	10	1:23.096	42.882		18.703		21.511	169	222
5	1:23.717	43.300		18.659		21.758	168	221	11	1:26.864	42.787		18.575		25.502		222
6	1:26.654	42.837		18.740		25.077		222									

23 Maro Engel, DEU/ Jan Seyffarth, DEU

theoretical besttime: 1:22.237

1	1:50.789	1:04.968		21.396		24.425	166		6	1:27.446	43.977		18.634		24.835		223
2	1:25.913	43.770		19.759		22.384	169	220	7	3:42.436	3:01.919		18.858		21.659	169	
3	1:24.091	43.253		19.142		21.696	168	222	8	1:22.411	42.449		18.502		21.460	168	223
4	1:22.922	42.674		18.614		21.634	169	222	9	1:22.366	42.554		18.328		21.484	170	223
5	1:24.153	43.629		18.815		21.709	169	223	10	1:29.939	43.875		19.323		26.741		224

24 Albert von Thurn und Taxis, DEU/ Tomas Enge, CZE

theoretical besttime: 1:23.455

1	2:49.198	1:54.069		23.995		31.134	167		7	1:27.311	43.229		19.270		24.812	170	228
2	1:26.439	44.528		19.703		22.208	170	227	8	1:23.770	43.044		18.929		21.797	170	229
3	1:24.557	43.689		18.842		22.026	168	229	9	1:23.518	43.107		18.682		21.729	170	229
4	1:24.970	43.692		19.116		22.162	170	228	10	1:24.191	43.048		19.017		22.126	170	229
5	1:25.035	44.369		18.896		21.770	171	229	11	1:30.957	43.977		19.355		27.625		229
6	1:25.088	44.325		18.794		21.969	169	229									

27 Luca Stolz, DEU/ Maximilian Götz, DEU

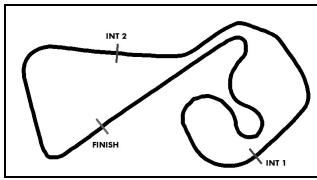
theoretical besttime: 1:21.835

1	1:46.891	1:01.566		21.689		23.636	167		7	2:24.331	1:43.787		18.750		21.794	170	
2	1:23.339	43.418		18.403		21.518	169	221	8	1:23.457	43.142		18.477		21.838	170	224
3	1:22.293	42.587		18.253		21.453	169	223	9	1:22.765	42.663		18.632		21.470	169	225
4	1:22.118	42.372		18.353		21.393	169	223	10	1:22.509	42.536		18.275		21.698	169	225
5	1:23.009	43.110		18.438		21.461	170	223	11	1:31.380	46.629		18.752		25.999		221
6	1:26.022	43.193		18.070		24.759		224									

100 Florian Stoll, DEU/ Daniel Dobitsch, AUT

theoretical besttime: 1:22.366

1	2:06.234	1:20.595		21.768		23.871	162		5	2:22.021	1:41.327		18.922		21.772	165	
2	1:25.496	43.770		18.931		22.795	164	209	6	1:22.524	42.518		18.545		21.461	168	216
3	1:26.540	44.406		19.532		22.602	168	218	7	1:22.477	42.494		18.411		21.572	170	219
4	6:10.350	5:22.332		21.766		26.252	219		8	1:30.559	44.197		18.828		27.534		220



ADAC GT Masters

Vmax list Warm Up

Provisional



Sachsenring, Length: 3645 m

Air temperature: 15.2°C

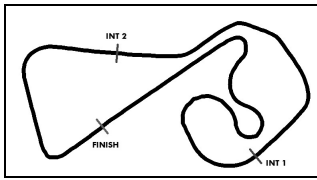
Track temperature: 15.0°C

Weather condition: Dry

DMSB Reg. Nr.: 278/14
Deutscher Motor Sport Bund e.V.

Sunday 21.9.2014 08:10

Nr	Team, Car, Driver, Nat	Top speed
24	Reiter Engineering, Chevrolet Camaro GT von Thurn und Taxis Albert , DEU Enge Tomas , CZE	229,49 km/h
2	Callaway Competition, Corvette Z06.R GT3 Assenheimer Patrick , DEU Alessi Diego , ITA	227,94 km/h
1	Callaway Competition, Corvette Z06.R GT3 Wirth Andreas , DEU Keilwitz Daniel , DEU	227,56 km/h
13	RWT Racing Team, Corvette Z06.R GT3 Jahn David , DEU Barth Sven , DEU	227,32 km/h
17	Callaway Competition, Corvette Z06.R GT3 Lips Remo , CHE Marioneck Lennart , DEU	226,32 km/h
14	MRS GT-Racing, McLaren MP4-12C GT3 Spengler Florian , DEU Brück Christopher , DEU	225,23 km/h
27	H.T.P. Motorsport, Mercedes-Benz SLS AMG GT3 Stolz Luca , DEU Götz Maximilian , DEU	225,09 km/h
18	Callaway Competition, Corvette Z06.R GT3 Seiler Toni , CHE Bleekemolen Sebastiaan , NLD	224,63 km/h
21	BKK Mobil Oil Zakspeed, Mercedes-Benz SLS AMG GT3 Day Alon , ISR Ludwig Luca , DEU	224,30 km/h
22	ROWE Racing, Mercedes-Benz SLS AMG GT3 Bastian Nico , DEU Alguersuari Jaime , ESP	223,60 km/h
23	ROWE Racing, Mercedes-Benz SLS AMG GT3 Engel Maro , DEU Seyffarth Jan , DEU	223,46 km/h
3	GW IT Racing Team Schütz Motorsport, Porsche 911 GT3 R Engelhart Christian , DEU van Lagen Jaap , NLD	221,31 km/h
6	Farnbacher Racing, Porsche 911 GT3 R Frommenwiler Philipp , CHE Asch Sebastian , DEU	220,86 km/h
4	GW IT Racing Team Schütz Motorsport, Porsche 911 GT3 R Nathan Wolf , NLD Wossos Antonios , GRC	220,41 km/h



ADAC GT Masters

Vmax list Warm Up

Provisional



Sachsenring, Length: 3645 m

Air temperature: 15.2°C

Track temperature: 15.0°C

Weather condition: Dry

DMSB Reg. Nr.: 278/14
Deutscher Motor Sport Bund e.V.

Sunday 21.9.2014 08:10

Nr	Team, Car, Driver, Nat	Top speed
16	YACO Racing, Audi R8 LMS ultra Geipel Philip , DEU Winkelhock Markus , DEU	220,27 km/h
8	TONINO Team Herberth, Porsche 911 GT3 R Renauer Robert , DEU Schwager Dominik , DEU	220,23 km/h
11	Prosperia C. Abt Racing, Audi R8 LMS ultra Hamprecht Fabian , DEU Thiim Nicki , DNK	219,87 km/h
100	kfzteile24 APR Motorsport, Audi R8 LMS ultra Stoll Florian , DEU Dobitsch Daniel , AUT	219,42 km/h
10	Prosperia C. Abt Racing, Audi R8 LMS ultra van der Linde Kelvin , ZAF Rast Rene , DEU	218,85 km/h
7	TONINO Team Herberth, Porsche 911 GT3 R Handlos Herbert , AUT Renauer Alfred , DEU	218,80 km/h
5	Farnbacher Racing, Porsche 911 GT3 R Lukas Robert , POL Morcom Nathan , AUS	218,62 km/h
20	PIXUM Team Schubert, BMW Z4 GT3 Sandritter Max , DEU Klingmann Jens , DEU	218,45 km/h
19	PIXUM Team Schubert, BMW Z4 GT3 Hürtgen Claudia , DEU Baumann Dominik , AUT	217,30 km/h