

ADAC GT Masters

Results Race 1

Provisional



Sachsenring, Length: 3645 m

Air temperature: 24.4°C

Track temperature: 32.8°C

Weather condition: Dry

DMSB Reg. Nr.: 278/14
Deutscher Motor-Sport-Bund e.V.

Saturday 20.9.2014 12:00

started : 24 classified : 19 not classified : 5

	Drivers	Team	Car	Laps	Total Time	Gap	Kph	Lap	Time	Kph
1	10 K.van der Linde/R.Rast	Prosperia C. Abt Racing	Audi R8 LMS ultra	40	1:00:46.601		143,9	12	1:22.060	159,9
2	3 C.Engelhart/J.van Lagen	GW IT Racing Team Schütz Motors	Porsche 911 GT3 R	40	1:00:47.943	1.342	143,9	12	1:22.032	160,0
3	19 C.Hürtgen/D.Baumann	PIXUM Team Schubert	BMW Z4 GT3	40	1:00:50.061	3.460	143,8	22	1:22.353	159,3
4	6 P.Frommenwiler/S.Asch	Farnbacher Racing	Porsche 911 GT3 R	40	1:00:51.703	5.102	143,7	30	1:23.039	158,0
5	16 P.Geipel/M.Winkelhock	YACO Racing	Audi R8 LMS ultra	40	1:00:52.376	5.775	143,7	31	1:22.818	158,4
6	23 M.Engel/J.Seyffarth	ROWE Racing	Mercedes-Benz SLS AMG GT3	40	1:00:52.952	6.351	143,7	29	1:22.892	158,3
7	27 L.Stolz/M.Götz	H.T.P. Motorsport	Mercedes-Benz SLS AMG GT3	40	1:00:53.399	6.798	143,7	19	1:22.543	159,0
8	13 D.Jahn/S.Barth	RWT Racing Team	Corvette Z06.R GT3	40	1:00:54.731	8.130	143,6	13	1:23.277	157,6
9	11 F.Hamprecht/N.Thiim	Prosperia C. Abt Racing	Audi R8 LMS ultra	40	1:00:54.915	8.314	143,6	29	1:22.419	159,2
10	7 H.Handlos(*G*)/A.Renauer	TONINO Team Herberth	Porsche 911 GT3 R	40	1:00:56.572	9.971	143,5	29	1:22.858	158,4
11	22 N.Bastian/J.Alguersuari	ROWE Racing	Mercedes-Benz SLS AMG GT3	40	1:00:57.383	10.782	143,5	18	1:23.198	157,7
12	9 D.Jöst(*G*)/F.Scholze(*G*)	TONINO Team Herberth	Porsche 911 GT3 R	40	1:01:01.249	14.648	143,4	10	1:23.549	157,1
13	5 R.Lukas/N.Morcom	Farnbacher Racing	Porsche 911 GT3 R	40	1:01:02.134	15.533	143,3	20	1:23.162	157,8
14	14 F.Spengler/C.Brück	MRS GT-Racing	McLaren MP4-12C GT3	40	1:01:04.883	18.282	143,2	5	1:23.691	156,8
15	24 A.von Thurn und Taxis/T.Engel	Reiter Engineering	Chevrolet Camaro GT	40	1:01:05.861	19.260	143,2	22	1:23.183	157,7
16	17 R.Lips(*G*)/L.Marionek	Callaway Competition	Corvette Z06.R GT3	40	1:01:05.933	19.332	143,2	13	1:23.855	156,5
17	4 W.Nathan(*G*)/A.Wossos(*G*)	GW IT Racing Team Schütz Motors	Porsche 911 GT3 R	40	1:01:13.201	26.600	142,9	24	1:24.329	155,6
18	18 T.Seiler(*G*)/S.Bleekemolen	Callaway Competition	Corvette Z06.R GT3	32	48:54.568	8LAPS	143,1	21	1:23.983	156,2
19	8 R.Renauer/D.Schwager	TONINO Team Herberth	Porsche 911 GT3 R	30	45:38.908	10LAPS	143,7	13	1:23.021	158,1
not classified										
	1 A.Wirth/D.Keilwitz	Callaway Competition	Corvette Z06.R GT3	22	35:46.956	18LAPS	134,5	19	1:23.066	158,0
	100 F.Stoll/D.Dobitsch	kfzteile24 APR Motorsport	Audi R8 LMS ultra	14	22:13.025	26LAPS	137,8	6	1:23.118	157,9
	2 P.Assenheimer/D.Alessi	Callaway Competition	Corvette Z06.R GT3	5	8:50.038	35LAPS	123,8	5	1:24.797	154,7
	21 A.Day/L.Ludwig	BKK Mobil Oil Zakspeed	Mercedes-Benz SLS AMG GT3							
	20 M.Sandritter/J.Klingmann	PIXUM Team Schubert	BMW Z4 GT3							

Fastest lap of the race. Car 3 driver Engelhart on lap 12. Time 1:22.032, average speed 160,0 km/h.

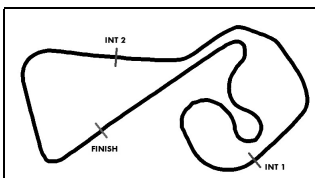
(*G*) marks the gentlemen driver

Subject to final scrutineering!

Publications Time:

Clerk of the course:

Time Keeping:



ADAC GT Masters

Lap chart Race 1

Provisional

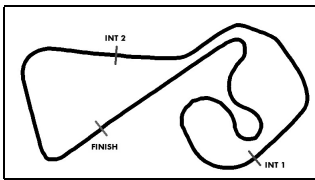


Sachsenring, Length: 3645 m

Saturday 20.9.2014 12:00

POS	1	2	3	4	5	6	7	8	9	10	11	12	13	14	15	16	17	18	19	20	21	22	23	24	25	26
LAP 1	10	3	27	6	8	19	16	11	100	23	22	9	14	13	24	1	17	2	7	18	4	5				
LAP 2	10	3	27	6	8	19	16	11	100	23	22	9	14	13	24	1	17	2	7	18	4	5				
LAP 3	10	3	27	6	8	19	16	11	100	23	22	9	14	13	24	1	17	2	7	18	4	5				
LAP 4	10	3	27	6	8	19	16	11	100	23	22	14	13	9	24	1	17	2	7	18	5	4				
LAP 5	10	3	27	6	8	19	16	11	100	23	22	14	13	9	24	1	17	2	7	18	5	4				
LAP 6	10	3	27	6	8	19	16	100	23	22	14	13	9	24	11	1	17	7	18	5	4					
LAP 7	10	3	27	6	8	19	16	100	23	22	14	13	9	24	1	17	7	18	5	11	4					
LAP 8	10	3	27	6	8	19	16	100	23	22	14	13	9	24	1	17	7	18	5	4	11					
LAP 9	10	3	27	6	8	19	16	100	23	22	14	13	9	24	1	17	7	18	5	4	11					
LAP 10	10	3	27	6	8	19	16	100	23	22	14	13	9	24	1	17	7	18	5	11	4					
LAP 11	10	3	27	6	8	19	16	100	23	22	13	14	9	24	1	17	7	18	5	11	4					
LAP 12	10	3	27	6	8	19	16	100	23	22	13	14	9	24	1	17	7	18	5	11	4					
LAP 13	10	3	27	6	8	19	16	100	23	22	13	14	9	24	1	17	7	18	5	11	4					
LAP 14	10	3	27	6	8	19	16	100	23	22	13	14	9	24	1	17	7	18	5	11	4					
LAP 15	10	3	27	6	8	19	16	23	22	13	14	9	24	17	7	18	.1	5	11	4						
LAP 16	10	3	27	6	8	16	22	.19	13	.23	14	9	17	7	.24	5	.18	.11	4	.1'						
LAP 17	10	3	.27	6	8	16	22	13	14	9	17	7	5	4	19	23	18'	11'	24'	1'						
LAP 18	10	3	6	22	.8	.16	13	14	9	.17	5	.7	4	27	19	23	18'	11'	24'	1'						
LAP 19	10	.3	6	.22	13	14	.9	5	4	27	19	16	23	8	17	7'	18'	11'	24'	1'						
LAP 20	.10	.6	.13	14	5	.4	3	27	19	22	16	23	8	.17	9	7	18	11	24'	1'						
LAP 21	5	.14	10	3	27	19	6	16	23	8	.22	13	9	7	18	11	4	17	24'	1'						
LAP 22	.5	10	3	.27	19	6	16	23	8	13	9	7	18	11	14	22	4	17	24	.1'						
LAP 23	10	3	19	6	16	23	8	13	27	9	7	5	18	11	22	14	4	17	24							
LAP 24	10	3	19	6	16	23	8	13	27	9	7	5	18	11	22	14	4	17	24							
LAP 25	10	3	19	6	16	23	8	13	27	9	7	5	11	18	22	14	4	17	24							
LAP 26	10	3	19	6	16	23	8	13	27	9	7	11	5	18	22	14	4	17	24							
LAP 27	10	3	19	6	16	23	8	13	27	7	9	11	5	22	18	14	4	17	24							
LAP 28	10	3	19	6	16	23	8	13	27	7	11	9	22	5	18	14	17	4	24							
LAP 29	10	3	19	6	16	23	8	13	27	7	11	9	22	5	18	14	17	4	24							
LAP 30	10	3	19	6	16	23	27	13	8	7	11	9	22	5	18	14	17	4	24							
LAP 31	10	3	19	6	16	23	27	13	11	7	9	22	5	18	14	17	4	24								
LAP 32	10	3	19	6	16	23	27	13	11	7	22	9	5	14	18	17	4	24								
LAP 33	10	3	19	6	16	23	27	13	11	7	22	9	5	14	17	4	24									
LAP 34	10	3	19	6	16	23	27	13	11	7	22	9	5	14	17	4	24									
LAP 35	10	3	19	6	16	23	27	13	11	7	22	9	5	14	17	4	24									
LAP 36	10	3	19	6	16	23	27	13	11	7	22	9	5	14	17	4	24									
LAP 37	10	3	19	6	16	23	27	13	11	7	22	9	5	14	24	17	4									

. - PIT STOP ' - LAP BEHIND



ADAC GT Masters

Lap chart Race 1

Provisional

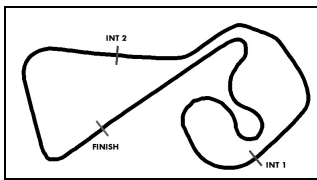


Sachsenring, Length: 3645 m

Saturday 20.9.2014 12:00

POS	1	2	3	4	5	6	7	8	9	10	11	12	13	14	15	16	17	18	19	20	21	22	23	24	25	26	
LAP 38	10	3	19	6	16	23	27	13	11	7	22	9	5	14	24	17	4										
LAP 39	10	3	19	6	16	23	27	13	11	7	22	9	5	14	24	17	4										
LAP 40	10	3	19	6	16	23	27	13	11	7	22	9	5	14	24	17	4										

. - PIT STOP ' - LAP BEHIND



ADAC GT Masters



Lap analysis Race 1

Provisional

Sachsenring, Length: 3645 m

Air temperature: 24.3°C

Track temperature: 32.8°C

Weather condition: Dry

DMSB Reg. Nr.: 278/14
Deutscher Motor Sport Bund e.V.

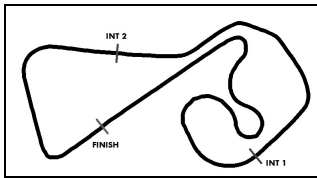
Saturday 20.9.2014 12:00

Lap	Time	SE1	SP1	SE2	SP2	SE3	SP3	TSP	Lap	Time	SE1	SP1	SE2	SP2	SE3	SP3	TSP
1	Andreas Wirth, DEU/ Daniel Keilwitz, DEU								theoretical besttime: 1:23.015								
1	1:49.114	47.072		21.424		40.618	92	220	12	1:23.902	43.062		18.864		21.976	170	225
2	2:07.779	1:03.661		34.426		29.692	122	142	13	1:24.114	43.356		18.828		21.930	172	225
3	2:02.290	1:01.477		29.006		31.807	170	133	14	1:24.252	43.312		18.854		22.086	170	226
4	1:25.602	43.380		19.160		23.062	169	223	15	1:27.921	43.391		18.870		25.660		225
5	1:24.458	43.307		19.057		22.094	172	225	16	2:35.492	1:50.899		19.102		25.491		
6	1:23.989	43.094		18.798		22.097	170	224	17	2:22.995	1:41.597		18.513		22.885	170	
7	1:41.835	45.630		24.404		31.801	91	225	18	1:23.553	43.109		18.629		21.815	172	225
8	2:00.816	58.403		29.832		32.581	171	124	19	1:23.066	42.794		18.496		21.776	171	225
9	1:24.918	44.154		18.882		21.882	172	222	20	1:23.159	42.855		18.509		21.795	171	226
10	1:24.275	42.919		19.177		22.179	172	224	21	1:23.358	42.921		18.579		21.858	172	228
11	1:23.599	42.869		18.790		21.940	170	223	22	1:26.469	42.743		18.570		25.156		225

2	Patrick Assenheimer, DEU/ Diego Alessi, ITA								theoretical besttime: 1:24.797								
1	1:50.741	47.561		21.862		41.318	86	222	4	1:25.076	43.677		19.033		22.366	167	224
2	2:07.627	1:03.805		34.119		29.703	109	170	5	1:24.797	43.591		19.008		22.198	169	226
3	2:01.797	1:01.420		29.201		31.176	165	112									

3	Christian Engelhart, DEU/ Jaap van Lagen, NLD								theoretical besttime: 1:21.926								
1	1:38.100	41.520		19.386		37.194	118	205	22	1:23.028	42.732		18.483		21.813	167	220
2	2:09.161	1:05.022		33.237		30.902	108	139	23	1:23.006	42.677		18.511		21.818	168	220
3	2:05.807	1:01.449		29.779		34.579	167	159	24	1:22.959	42.637		18.515		21.807	168	220
4	1:22.688	42.269		18.632		21.787	167	219	25	1:23.103	42.770		18.519		21.814	167	220
5	1:22.920	42.395		18.758		21.767	168	219	26	1:23.340	42.800		18.761		21.779	167	220
6	1:22.739	42.292		18.528		21.919	165	219	27	1:22.907	42.651		18.363		21.893	167	221
7	1:44.955	48.101		26.894		29.960	124	219	28	1:23.036	42.624		18.410		22.002	167	220
8	2:03.833	58.909		30.245		34.679	167	163	29	1:23.572	42.926		18.552		22.094	168	221
9	1:23.651	43.267		18.634		21.750	168	219	30	1:23.547	42.965		18.683		21.899	168	221
10	1:22.677	42.457		18.597		21.623	168	220	31	1:23.504	43.028		18.624		21.852	167	221
11	1:22.881	42.760		18.546		21.575	167	220	32	1:23.364	42.942		18.495		21.927	168	221
12	1:22.032	42.167		18.380		21.485	167	219	33	1:23.258	42.852		18.479		21.927	168	221
13	1:22.311	42.297		18.456		21.558	167	219	34	1:27.000	43.308		20.101		23.591	164	221
14	1:22.281	42.356		18.274		21.651	165	219	35	2:08.019	57.095		31.543		39.381	88	152
15	1:22.368	42.385		18.370		21.613	167	219	36	2:13.859	1:09.013		32.795		32.051	168	97
16	1:22.589	42.413		18.390		21.786	167	219	37	1:23.153	43.045		18.416		21.692	168	220
17	1:22.612	42.549		18.346		21.717	167	219	38	1:23.095	42.770		18.520		21.805	168	221
18	1:22.921	42.761		18.386		21.774	166	220	39	1:22.792	42.664		18.350		21.778	169	222
19	1:25.905	42.473		18.440		24.992		220	40	1:22.974	42.823		18.482		21.669	169	222
20	2:22.191	1:41.656		18.716		21.819	168										
21	1:23.805	42.805		19.140		21.860	166	220									

4	Wolf Nathan, NLD/ Antonios Wossos, GRC								theoretical besttime: 1:24.132								
1	1:53.750	48.923		22.272		42.555	88	216	22	1:25.074	43.113		19.594		22.367	163	217
2	2:06.500	1:03.475		34.747		28.278	121	147	23	1:24.699	43.392		18.983		22.324	165	217
3	2:01.939	1:01.766		29.279		30.894	164	118	24	1:24.329	43.051		19.168		22.110	166	217
4	1:26.499	43.875		20.334		22.290	164	217	25	1:24.524	43.309		19.027		22.188	165	218
5	1:25.132	43.212		19.704		22.216	165	218	26	1:24.546	43.411		19.037		22.098	165	218
6	1:25.227	43.641		19.208		22.378	165	218	27	1:24.719	43.403		19.204		22.112	166	217
7	1:40.466	46.261		21.837		32.368	134	217	28	1:26.076	44.352		19.392		22.332	166	219
8	1:59.456	58.046		28.987		32.423	158	147	29	1:25.702	44.011		19.299		22.392	165	219
9	1:24.666	43.355		19.172		22.139	163	214	30	1:25.493	43.837		19.483		22.173	166	219
10	1:26.314	43.281		19.783		23.250	165	217	31	1:25.567	43.751		19.277		22.539	161	219
11	1:24.942	43.306		19.293		22.343	165	218	32	1:25.365	43.508		19.435		22.422	165	217
12	1:24.572	43.150		19.261		22.161	165	218	33	1:29.550	45.629		20.667		23.254	161	218
13	1:25.298	43.250		19.627		22.421	164	218	34	1:28.400	45.565		20.295		22.540	166	213
14	1:24.876	43.373		19.142		22.361	164	217	35	1:26.445	44.351		19.822		22.272	165	219
15	1:24.968	43.694		19.039		22.235	163	217	36	1:51.526	50.528		32.120		28.878	160	217
16	1:24.938	43.503		18.984		22.451	164	217	37	1:30.088	44.427		22.611		23.050	166	217
17	1:25.215	43.342		19.242		22.631	164	217	38	1:25.691	43.887		19.418		22.386	166	220
18	1:25.079	43.319		19.066		22.694	164	217	39	1:27.941	43.794		20.835		23.312	157	220



ADAC GT Masters



Lap analysis Race 1

Provisional

Sachsenring, Length: 3645 m

Air temperature: 24.3°C

Track temperature: 32.8°C

Weather condition: Dry

DMSB Reg. Nr.: 278/14
Deutscher Motor Sport Bund e.V.

Saturday 20.9.2014 12:00

Lap	Time	SE1	SP1	SE2	SP2	SE3	SP3	TSP	Lap	Time	SE1	SP1	SE2	SP2	SE3	SP3	TSP
19	1:27.310	44.403		19.412		23.495	163	217	40	1:25.499	44.062		19.130		22.307	166	215
20	1:31.455	43.955		19.344		28.156		217									
21	2:23.365	1:41.608		19.461		22.296	163										

5 Robert Lukas, POL/ Nathan Morcom, AUS

theoretical besttime: 1:23.131

1	1:54.611	49.106		22.674		42.831	89	209	22	1:26.879	43.249		18.724		24.906		214
2	2:06.190	1:03.334		34.700		28.156	120	146	23	2:24.750	1:43.337		19.231		22.182	164	
3	2:01.759	1:02.195		29.023		30.541	161	120	24	1:24.775	43.610		19.147		22.018	164	216
4	1:25.446	43.826		19.404		22.216	162	213	25	1:25.077	43.698		19.246		22.133	165	216
5	1:24.368	43.088		19.095		22.185	163	214	26	1:25.270	44.206		18.921		22.143	165	215
6	1:24.589	43.287		19.074		22.228	164	214	27	1:24.812	43.645		19.081		22.086	165	216
7	1:41.854	47.841		21.901		32.112	129	215	28	1:25.436	43.664		18.965		22.807	162	216
8	1:58.779	58.020		29.076		31.683	163	143	29	1:25.046	44.120		18.867		22.059	164	216
9	1:25.395	43.962		19.065		22.368	165	216	30	1:24.472	43.519		18.863		22.090	165	217
10	1:24.357	43.112		19.133		22.112	164	216	31	1:25.390	44.082		18.834		22.474	163	217
11	1:24.444	43.261		19.083		22.100	164	216	32	1:24.745	44.094		18.719		21.932	166	216
12	1:24.148	43.121		18.998		22.029	165	215	33	1:24.852	43.594		19.057		22.201	164	216
13	1:24.197	43.110		19.056		22.031	164	216	34	1:27.531	45.164		19.704		22.663	165	216
14	1:24.129	43.068		19.004		22.057	163	216	35	1:29.456	44.218		19.171		26.067	104	216
15	1:24.623	43.297		19.033		22.293	160	216	36	2:11.419	1:08.855		32.442		30.122	164	96
16	1:25.314	43.154		19.361		22.799	159	214	37	1:25.595	44.443		19.016		22.136	163	216
17	1:24.235	43.151		18.682		22.402	162	213	38	1:24.849	43.830		18.843		22.176	165	217
18	1:23.729	43.011		18.649		22.069	161	214	39	1:24.868	43.809		18.932		22.127	165	217
19	1:23.342	42.921		18.495		21.926	163	214	40	1:24.461	43.675		18.665		22.121	165	216
20	1:23.162	42.806		18.526		21.830	164	215									
21	1:23.780	43.101		18.554		22.125	163	215									

6 Philipp Frommenwiler, CHE/ Sebastian Asch, DEU

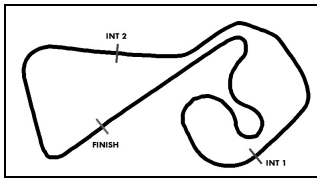
theoretical besttime: 1:22.726

1	1:39.422	42.699		19.656		37.067	119	210	22	1:23.588	42.883		18.863		21.842	167	219
2	2:09.171	1:05.210		33.613		30.348	93	120	23	1:23.403	42.791		18.734		21.878	166	220
3	2:05.204	1:01.221		29.867		34.116	167	140	24	1:23.041	42.649		18.675		21.717	165	220
4	1:24.274	43.307		18.816		22.151	164	219	25	1:23.226	42.790		18.557		21.879	166	220
5	1:23.759	42.742		18.797		22.220	166	218	26	1:23.281	42.686		18.772		21.823	165	220
6	1:23.430	42.786		18.754		21.890	167	218	27	1:23.153	42.795		18.569		21.789	166	220
7	1:42.532	46.353		25.739		30.440	124	219	28	1:23.223	42.786		18.592		21.845	167	219
8	2:03.242	58.682		30.130		34.430	165	148	29	1:23.108	42.597		18.633		21.878	168	220
9	1:24.057	43.394		18.772		21.891	166	218	30	1:23.039	42.703		18.526		21.810	166	220
10	1:23.409	42.805		18.707		21.897	166	219	31	1:23.292	42.575		18.621		22.096	167	220
11	1:23.152	42.689		18.681		21.782	167	219	32	1:23.459	42.944		18.613		21.902	167	221
12	1:23.189	42.743		18.678		21.768	165	218	33	1:23.325	42.991		18.434		21.900	167	220
13	1:23.151	42.594		18.642		21.915	166	219	34	1:24.340	43.184		18.845		22.311	167	220
14	1:23.210	42.691		18.649		21.870	165	218	35	2:01.553	50.694		31.271		39.588	87	221
15	1:23.150	42.663		18.621		21.866	166	219	36	2:14.127	1:09.055		32.673		32.399	163	100
16	1:23.740	42.854		18.747		22.139	166	218	37	1:24.294	43.580		18.721		21.993	166	219
17	1:23.582	42.776		18.672		22.134	166	219	38	1:23.404	42.846		18.607		21.951	167	221
18	1:23.388	42.922		18.650		21.816	167	216	39	1:23.345	42.790		18.576		21.979	167	221
19	1:23.497	43.032		18.680		21.785	167	219	40	1:23.146	42.655		18.673		21.818	167	221
20	1:26.601	43.044		18.710		24.847		219									
21	2:23.196	1:42.435		18.827		21.934	166										

7 Herbert Handlos, AUT/ Alfred Renauer, DEU

theoretical besttime: 1:22.737

1	1:51.698	47.955		21.934		41.809	91	214	22	1:24.213	43.543		18.833		21.837	165	220
2	2:07.331	1:03.994		34.390		28.947	112	154	23	1:24.141	43.159		18.910		22.072	167	218
3	2:01.571	1:01.735		29.251		30.585	165	109	24	1:24.819	43.439		18.960		22.420	167	217
4	1:24.926	43.678		19.099		22.149	163	218	25	1:24.510	43.496		18.884		22.130	167	220
5	1:25.097	43.657		19.199		22.241	163	220	26	1:24.237	43.309		18.980		21.948	167	218
6	1:24.894	43.370		19.444		22.080	165	218	27	1:23.829	43.512		18.558		21.759	166	219
7	1:41.467	46.556		22.854		32.057	125	219	28	1:22.888	42.584		18.579		21.725	165	219
8	1:59.717	58.074		29.469		32.174	165	137	29	1:22.858	42.662		18.428		21.768	164	219
9	1:25.222	43.971		19.197		22.054	166	220	30	1:23.283	42.881		18.601		21.801	166	217
10	1:24.619	43.262		19.156		22.201	166	219	31	1:24.839	43.430		18.853		22.556	165	218



ADAC GT Masters



Lap analysis Race 1

Provisional

Sachsenring, Length: 3645 m

Air temperature: 24.3°C

Track temperature: 32.8°C

Weather condition: Dry

DMSB Reg. Nr.: 278/14
Deutscher Motor Sport Bund e.V.

Saturday 20.9.2014 12:00

Lap	Time	SE1	SP1	SE2	SP2	SE3	SP3	TSP	Lap	Time	SE1	SP1	SE2	SP2	SE3	SP3	TSP
11	1:23.942	42.955		19.074		21.913	164	218	32	1:24.147	43.460		18.746		21.941	167	218
12	1:24.140	43.067		19.077		21.996	166	218	33	1:23.418	42.809		18.655		21.954	166	217
13	1:23.895	43.005		18.897		21.993	165	218	34	1:28.012	44.966		20.026		23.020	166	219
14	1:24.037	43.133		18.952		21.952	167	218	35	1:39.719	43.332		18.805		37.582	99	220
15	1:24.418	43.194		18.944		22.280	163	218	36	2:10.780	1:08.293		32.911		29.576	168	109
16	1:24.706	43.223		19.168		22.315	165	219	37	1:25.474	44.261		19.178		22.035	168	220
17	1:23.883	43.134		18.683		22.066	166	218	38	1:23.511	42.956		18.709		21.846	167	221
18	1:27.977	43.596		19.205		25.176		219	39	1:23.833	43.061		18.866		21.906	166	221
19	2:21.868	1:41.384		18.748		21.736	166		40	1:23.960	42.892		19.010		22.058	166	218
20	1:24.423	43.492		18.934		21.997	169	219									
21	1:24.270	43.523		18.762		21.985	166	219									

8 Robert Renauer, DEU/ Dominik Schwager, DEU

theoretical besttime: 1:22.877

1	1:40.314	42.995		19.565		37.754	112	196	16	1:23.633	42.984		18.597		22.052	166	219
2	2:09.118	1:04.868		33.607		30.643	98	145	17	1:23.731	43.119		18.585		22.027	166	219
3	2:04.798	1:00.938		30.133		33.727	166	169	18	1:26.735	43.105		18.595		25.035		219
4	1:24.122	43.127		19.008		21.987	161	218	19	2:26.577	1:45.922		18.881		21.774	167	
5	1:23.915	42.895		18.765		22.255	166	216	20	1:23.872	43.103		18.833		21.936	166	220
6	1:23.356	42.786		18.730		21.840	167	218	21	1:23.949	43.092		18.897		21.960	164	220
7	1:42.539	46.726		25.447		30.366	120	220	22	1:23.582	42.889		18.831		21.862	167	220
8	2:03.278	58.776		30.310		34.192	167	150	23	1:23.580	42.917		18.775		21.888	166	220
9	1:24.007	43.275		18.718		22.014	168	219	24	1:23.608	42.985		18.740		21.883	167	220
10	1:23.372	42.901		18.609		21.862	167	220	25	1:23.655	43.016		18.745		21.894	165	220
11	1:23.241	42.878		18.588		21.775	168	219	26	1:23.929	43.103		18.964		21.862	168	220
12	1:23.224	42.818		18.475		21.931	166	219	27	1:23.510	42.956		18.757		21.797	166	220
13	1:23.021	42.669		18.545		21.807	166	219	28	1:23.622	43.040		18.849		21.733	168	220
14	1:23.248	42.924		18.579		21.745	167	220	29	1:23.994	43.237		18.842		21.915	166	221
15	1:23.161	42.853		18.541		21.767	167	219	30	1:26.217	43.178		19.201		23.838	162	219

9 Dominic Jöst, DEU/ Florian Scholze, DEU

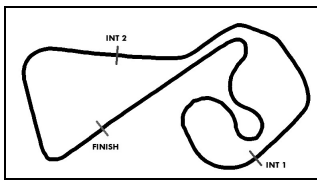
theoretical besttime: 1:23.030

1	1:45.954	45.920		20.094		39.940	79	212	22	1:23.876	43.363		18.616		21.897	165	218
2	2:08.148	1:04.020		33.867		30.261	117	152	23	1:24.397	43.543		18.824		22.030	164	219
3	2:03.299	1:01.110		30.088		32.101	165	170	24	1:25.055	43.495		19.139		22.421	163	218
4	1:26.250	43.231		20.797		22.222	165	217	25	1:24.166	43.393		18.768		22.005	166	219
5	1:24.562	43.074		19.295		22.193	167	219	26	1:24.504	43.593		18.796		22.115	164	219
6	1:23.964	42.603		19.184		22.177	166	219	27	1:25.569	44.631		18.919		22.019	165	218
7	1:41.578	45.231		24.693		31.654	94	219	28	1:25.418	44.007		19.143		22.268	165	220
8	2:01.565	58.535		30.137		32.893	165	122	29	1:24.447	43.649		18.834		21.964	167	219
9	1:23.705	42.860		18.922		21.923	165	218	30	1:24.335	43.328		18.968		22.039	165	220
10	1:23.549	42.768		18.970		21.811	168	220	31	1:24.407	43.419		18.793		22.195	165	219
11	1:24.472	43.398		19.097		21.977	163	219	32	1:25.603	44.564		18.959		22.080	165	220
12	1:23.879	43.034		18.830		22.015	166	219	33	1:24.368	43.462		18.865		22.041	166	220
13	1:24.204	43.180		19.076		21.948	165	220	34	1:25.287	44.099		19.157		22.031	166	220
14	1:24.155	42.928		19.248		21.979	166	219	35	1:35.072	43.874		19.465		31.733	97	221
15	1:24.758	43.031		19.047		22.680	163	219	36	2:11.013	1:08.666		32.550		29.797	164	103
16	1:24.597	42.952		19.154		22.491	166	217	37	1:26.166	44.452		19.646		22.068	167	220
17	1:24.233	42.885		19.010		22.338	166	219	38	1:24.328	43.518		18.833		21.977	166	220
18	1:24.672	43.602		19.028		22.042	165	219	39	1:24.447	43.552		18.886		22.009	166	221
19	1:27.865	43.175		19.242		25.448		219	40	1:25.066	43.995		18.901		22.170	168	221
20	2:24.078	1:43.099		18.782		22.197	167										
21	1:24.238	43.366		18.756		22.116	165	219									

10 Kelvin van der Linde, ZAF/ Rene Rast, DEU

theoretical besttime: 1:22.010

1	1:37.511	40.961		19.559		36.991	105	194	22	1:22.978	42.537		18.646		21.795	164	216
2	2:09.172	1:05.007		33.234		30.931	117	139	23	1:22.770	42.506		18.627		21.637	165	216
3	2:05.749	1:01.422		29.695		34.632	166	176	24	1:22.371	42.282		18.455		21.634	165	216
4	1:22.857	42.563		18.663		21.631	167	215	25	1:22.649	42.460		18.507		21.682	165	216
5	1:22.829	42.620		18.654		21.555	166	216	26	1:22.907	42.543		18.599		21.765	166	216
6	1:22.939	42.416		18.625		21.898	165	216	27	1:22.984	42.542		18.683		21.759	166	217
7	1:44.893	48.043		26.788		30.062	124	216	28	1:22.993	42.602		18.656		21.735	165	217
8	2:03.815	58.687		30.199		34.929	166	166	29	1:22.922	42.572		18.564		21.786	165	217



ADAC GT Masters



Lap analysis Race 1

Provisional

Sachsenring, Length: 3645 m

Air temperature: 24.3°C

Track temperature: 32.8°C

Weather condition: Dry

DMSB Reg. Nr.: 278/14
Deutscher Motor Sport Bund e.V.

Saturday 20.9.2014 12:00

Lap	Time	SE1	SP1	SE2	SP2	SE3	SP3	TSP	Lap	Time	SE1	SP1	SE2	SP2	SE3	SP3	TSP
9	1:23.721	43.354		18.694		21.673	165	215	30	1:23.030	42.596		18.629		21.805	166	217
10	1:22.657	42.497		18.542		21.618	167	216	31	1:23.058	42.487		18.507		22.064	165	217
11	1:22.547	42.640		18.474		21.433	167	216	32	1:23.262	42.847		18.565		21.850	166	217
12	1:22.060	42.264		18.333		21.463	167	216	33	1:22.957	42.693		18.513		21.751	166	217
13	1:22.234	42.355		18.358		21.521	167	216	34	1:28.472	43.092		20.887		24.493	142	217
14	1:22.331	42.308		18.436		21.587	167	216	35	2:10.975	1:00.302		31.802		38.871	104	150
15	1:22.134	42.244		18.362		21.528	166	216	36	2:14.570	1:09.223		32.947		32.400	165	104
16	1:22.816	42.379		18.614		21.823	166	216	37	1:22.833	42.587		18.463		21.783	166	215
17	1:22.713	42.373		18.415		21.925	167	216	38	1:22.679	42.408		18.496		21.775	166	217
18	1:22.825	42.622		18.399		21.804	166	216	39	1:22.596	42.421		18.516		21.659	166	217
19	1:22.664	42.672		18.345		21.647	166	217	40	1:23.028	42.590		18.620		21.818	166	217
20	1:26.551	42.811		18.707		25.033		217									
21	2:21.549	1:40.841		18.832		21.876	164										

11 Fabian Hamprecht, DEU/ Nicki Thiim, DNK

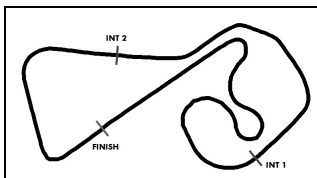
theoretical besttime: **1:22.309**

1	1:42.616	43.935		19.400		39.281	96	207	22	1:23.899	43.069		19.072		21.758	167	217
2	2:08.344	1:04.564		33.896		29.884	119	137	23	1:23.612	42.749		18.799		22.064	166	218
3	2:04.685	1:01.367		29.812		33.506	165	161	24	1:24.901	43.394		19.120		22.387	165	218
4	1:23.796	42.965		18.818		22.013	168	217	25	1:23.532	42.992		18.580		21.960	167	217
5	1:24.053	43.184		18.629		22.240	137	218	26	1:23.405	43.193		18.448		21.764	166	217
6	1:29.605	44.402		19.104		26.099	127	201	27	1:23.973	42.931		18.924		22.118	166	217
7	1:45.736	48.192		23.038		34.506		185	28	1:22.806	42.638		18.442		21.726	166	218
8	2:01.594	1:20.611		18.877		22.106	166		29	1:22.419	42.294		18.500		21.625	166	217
9	1:23.836	42.989		18.795		22.052	167	217	30	1:22.585	42.242		18.592		21.751	167	217
10	1:24.911	43.370		19.138		22.403	166	219	31	1:24.045	43.286		18.708		22.051	164	218
11	1:23.887	43.087		18.883		21.917	166	217	32	1:23.141	42.827		18.562		21.752	167	217
12	1:23.926	43.185		18.759		21.982	166	218	33	1:22.548	42.275		18.536		21.737	167	217
13	1:23.960	43.192		18.711		22.057	166	217	34	1:28.863	45.912		20.195		22.756	164	217
14	1:23.924	43.136		18.618		22.170	166	218	35	1:40.241	43.017		18.896		38.328	100	217
15	1:24.675	43.333		18.764		22.578	164	218	36	2:11.072	1:08.360		32.306		30.406	165	113
16	1:28.374	43.242		18.951		26.181		218	37	1:25.117	44.534		18.792		21.791	167	219
17	2:29.336	1:48.681		18.834		21.821	165		38	1:23.549	42.950		18.674		21.925	167	220
18	1:22.943	42.633		18.545		21.765	166	215	39	1:23.438	42.956		18.604		21.878	167	221
19	1:22.755	42.373		18.611		21.771	166	217	40	1:23.469	42.923		18.629		21.917	166	220
20	1:22.874	42.429		18.662		21.783	166	217									
21	1:22.470	42.341		18.454		21.675	166	217									

13 David Jahn, DEU/ Sven Barth, DEU

theoretical besttime: **1:23.064**

1	1:47.621	46.388		21.267		39.966	89	217	22	1:24.006	43.065		19.019		21.922	167	222
2	2:07.892	1:03.988		34.412		29.492	110	162	23	1:23.282	42.886		18.644		21.752	168	224
3	2:02.713	1:01.585		29.221		31.907	167	137	24	1:23.391	42.816		18.670		21.905	166	224
4	1:24.914	43.274		19.269		22.371	162	224	25	1:23.572	42.945		18.776		21.851	167	224
5	1:24.088	43.198		18.782		22.108	169	222	26	1:23.431	42.903		18.728		21.800	167	224
6	1:23.525	42.846		18.773		21.906	169	225	27	1:23.532	43.000		18.643		21.889	168	225
7	1:42.168	46.019		24.563		31.586	110	225	28	1:23.371	42.866		18.687		21.818	168	225
8	2:01.220	58.832		29.788		32.600	168	118	29	1:23.408	42.844		18.665		21.899	167	225
9	1:24.363	43.297		19.023		22.043	169	225	30	1:25.371	43.077		18.924		23.370	166	225
10	1:23.676	42.904		18.848		21.924	169	226	31	1:23.706	43.002		18.657		22.047	167	224
11	1:23.481	42.890		18.800		21.791	169	227	32	1:23.648	42.949		18.768		21.931	168	224
12	1:23.581	42.812		18.788		21.981	169	225	33	1:23.481	42.974		18.640		21.867	168	224
13	1:23.277	42.679		18.688		21.910	168	225	34	1:26.115	43.878		19.652		22.585	165	224
14	1:23.482	42.820		18.715		21.947	169	224	35	1:51.254	43.520		27.512		40.222	93	223
15	1:23.691	42.900		18.680		22.111	170	225	36	2:12.285	1:08.886		32.447		30.952	166	104
16	1:23.836	43.082		18.675		22.079	169	225	37	1:24.912	44.324		18.774		21.814	168	224
17	1:23.939	42.936		18.827		22.176	169	226	38	1:23.716	43.085		18.734		21.897	167	225
18	1:23.801	42.984		18.816		22.001	169	225	39	1:23.393	42.952		18.633		21.808	167	225
19	1:24.016	43.142		18.925		21.949	168	225	40	1:23.601	42.889		18.680		22.032	166	225
20	1:27.265	43.192		18.851		25.222		225									
21	2:22.707	1:41.946		18.784		21.977	164										



ADAC GT Masters



Lap analysis Race 1

Provisional

Sachsenring, Length: 3645 m

Air temperature: 24.3°C

Track temperature: 32.8°C

Weather condition: Dry

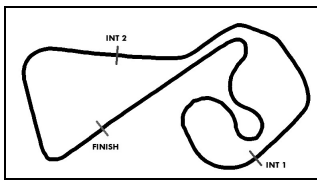
DMSB Reg. Nr.: 278/14
Deutscher Motor Sport Bund e.V.

Saturday 20.9.2014 12:00

Lap	Time	SE1	SP1	SE2	SP2	SE3	SP3	TSP	Lap	Time	SE1	SP1	SE2	SP2	SE3	SP3	TSP
14	Florian Spengler, DEU/ Christopher Brück, DEU								theoretical besttime: 1:23.601								
1	1:46.773	46.199		20.815		39.759	83	218	22	2:28.956	1:46.072		20.252		22.632	147	
2	2:08.111	1:04.049		34.535		29.527	114	162	23	1:25.586	44.144		19.301		22.141	165	215
3	2:02.949	1:01.237		29.795		31.917	170	155	24	1:24.637	43.309		19.234		22.094	167	222
4	1:24.236	43.270		19.171		21.795	169	224	25	1:24.874	43.587		19.231		22.056	166	222
5	1:23.691	43.146		18.811		21.734	169	224	26	1:24.850	43.521		19.266		22.063	164	222
6	1:23.868	43.103		18.858		21.907	168	223	27	1:24.589	43.286		19.155		22.148	166	222
7	1:42.685	46.079		25.204		31.402	112	224	28	1:24.872	43.565		19.177		22.130	166	222
8	2:01.500	58.671		29.854		32.975	169	133	29	1:24.578	43.307		19.101		22.170	166	222
9	1:24.024	43.303		18.937		21.784	169	223	30	1:24.648	43.394		19.157		22.097	166	222
10	1:24.067	43.164		18.848		22.055	168	223	31	1:24.817	43.584		19.073		22.160	167	222
11	1:24.687	43.705		19.097		21.885	169	223	32	1:25.046	43.672		19.161		22.213	166	224
12	1:23.970	43.118		18.787		22.065	169	223	33	1:25.020	43.506		19.199		22.315	166	222
13	1:23.870	43.219		18.764		21.887	168	222	34	1:27.631	44.755		20.072		22.804	154	222
14	1:24.383	43.405		18.969		22.009	164	223	35	1:28.081	44.243		19.659		24.179	96	216
15	1:24.187	43.140		19.016		22.031	167	222	36	2:09.957	1:08.056		32.584		29.317	165	101
16	1:24.712	43.397		19.008		22.307	168	222	37	1:26.675	44.641		19.588		22.446	165	221
17	1:24.666	43.309		19.021		22.336	168	223	38	1:25.080	43.793		18.973		22.314	164	221
18	1:24.658	43.339		19.115		22.204	167	223	39	1:25.156	43.960		19.062		22.134	167	222
19	1:24.569	43.328		19.059		22.182	167	222	40	1:24.810	43.454		19.068		22.288	166	222
20	1:25.256	43.853		19.096		22.307	168	222									
21	1:28.158	43.537		19.214		25.407		223									

Lap	Time	SE1	SP1	SE2	SP2	SE3	SP3	TSP	Lap	Time	SE1	SP1	SE2	SP2	SE3	SP3	TSP
16	Philip Geipel, DEU/ Markus Winkelhock, DEU								theoretical besttime: 1:22.570								
1	1:41.913	43.693		19.312		38.908	97	195	22	1:23.079	42.684		18.644		21.751	165	219
2	2:08.550	1:04.631		33.867		30.052	104	128	23	1:23.008	42.579		18.676		21.753	164	218
3	2:04.624	1:01.299		29.706		33.619	165	181	24	1:23.053	42.666		18.616		21.771	162	218
4	1:24.030	42.966		18.921		22.143	164	219	25	1:22.938	42.608		18.418		21.912	163	217
5	1:23.719	43.024		18.561		22.134	166	218	26	1:22.860	42.613		18.464		21.783	167	217
6	1:23.539	42.971		18.670		21.898	165	217	27	1:22.834	42.543		18.410		21.881	166	218
7	1:42.872	47.078		25.077		30.717	128	218	28	1:22.922	42.457		18.718		21.747	164	220
8	2:02.989	58.777		30.159		34.053	163	136	29	1:23.136	42.786		18.574		21.776	168	217
9	1:24.017	43.166		18.854		21.997	164	218	30	1:22.861	42.569		18.565		21.727	166	218
10	1:23.340	42.796		18.632		21.912	166	218	31	1:22.818	42.433		18.476		21.909	167	218
11	1:23.266	42.893		18.572		21.801	165	220	32	1:23.219	42.654		18.595		21.970	165	219
12	1:23.225	42.774		18.565		21.886	165	218	33	1:23.373	42.830		18.582		21.961	164	218
13	1:23.206	42.853		18.496		21.857	166	217	34	1:25.900	43.596		19.590		22.714	165	217
14	1:23.214	42.839		18.533		21.842	166	219	35	2:00.580	49.248		31.325		40.007	92	219
15	1:23.181	42.906		18.461		21.814	166	220	36	2:13.399	1:08.890		32.280		32.229	163	108
16	1:23.686	42.972		18.623		22.091	164	218	37	1:24.206	43.821		18.593		21.792	167	219
17	1:23.314	42.706		18.530		22.078	166	218	38	1:23.641	42.996		18.614		22.031	166	221
18	1:27.171	43.026		18.566		25.579		218	39	1:23.108	42.795		18.499		21.814	165	219
19	2:23.750	1:42.751		18.926		22.073	165		40	1:23.472	42.736		18.675		22.061	167	220
20	1:24.348	43.279		19.052		22.017	161	218									
21	1:24.015	43.266		18.872		21.877	167	216									

Lap	Time	SE1	SP1	SE2	SP2	SE3	SP3	TSP	Lap	Time	SE1	SP1	SE2	SP2	SE3	SP3	TSP
17	Remo Lips, CHE/ Lennart Marioneck, DEU								theoretical besttime: 1:23.321								
1	1:49.763	47.292		21.496		40.975	91		22	1:24.041	43.012		18.731		22.298	166	226
2	2:07.831	1:03.847		34.309		29.675	119	158	23	1:24.247	43.414		18.573		22.260	166	224
3	2:01.915	1:01.571		29.052		31.292	168	121	24	1:24.293	43.670		18.534		22.089	168	224
4	1:25.482	43.415		19.119		22.948	167	225	25	1:24.318	43.349		18.748		22.221	169	226
5	1:24.623	43.373		19.200		22.050	169	226	26	1:24.622	43.457		18.809		22.356	170	226
6	1:24.047	43.104		18.966		21.977	169	224	27	1:24.479	43.290		18.884		22.305	171	226
7	1:42.070	46.676		23.589		31.805	100	226	28	1:24.439	43.468		18.754		22.217	170	228
8	2:00.521	58.392		29.822		32.307	167	132	29	1:24.207	43.275		18.659		22.273	169	226
9	1:25.146	44.021		19.154		21.971	169	225	30	1:24.150	43.412		18.555		22.183	170	226
10	1:24.419	42.912		19.416		22.091	169	225	31	1:24.432	43.349		18.721		22.362	169	226
11	1:24.241	43.399		18.829		22.013	167	225	32	1:24.277	43.403		18.612		22.262	170	226
12	1:24.070	43.110		18.992		21.968	167	224	33	1:24.539	43.433		18.441		22.665	156	226
13	1:23.855	43.098		18.775		21.982	168	224	34	1:28.816	46.903		19.200		22.713	170	198
14	1:24.088	43.230		18.856		22.002	168	225	35	1:25.808	43.908		19.053		22.847	170	226



ADAC GT Masters



Lap analysis Race 1

Provisional

Sachsenring, Length: 3645 m

Air temperature: 24.3°C

Track temperature: 32.8°C

Weather condition: Dry

DMSB Reg. Nr.: 278/14
Deutscher Motor Sport Bund e.V.

Saturday 20.9.2014 12:00

Lap	Time	SE1	SP1	SE2	SP2	SE3	SP3	TSP	Lap	Time	SE1	SP1	SE2	SP2	SE3	SP3	TSP
15	1:24.024	42.970		18.873		22.181	168	225	36	2:02.519	1:00.982		32.532		29.005	169	158
16	1:24.404	43.341		18.873		22.190	169	224	37	1:27.066	44.593		19.601		22.872	169	228
17	1:24.063	42.959		18.788		22.316	169	225	38	1:25.324	44.065		18.985		22.274	169	227
18	1:26.890	43.110		19.073		24.707		225	39	1:25.042	43.771		19.005		22.266	169	227
19	2:20.022	1:39.304		18.675		22.043	169		40	1:25.096	43.814		18.892		22.390	170	228
20	1:27.769	43.470		18.986		25.313		225									
21	1:44.975	1:03.850		18.909		22.216	169										

18 Toni Seiler, CHE/ Sebastiaan Bleekemolen, NLD

theoretical besttime: 1:23.725

1	1:52.791	48.522		22.014		42.255	78	221	17	2:23.059	1:41.697		19.254		22.108	167	
2	2:06.956	1:03.706		34.872		28.378	128	149	18	1:24.229	43.368		18.905		21.956	167	225
3	2:01.892	1:01.614		29.326		30.952	165	117	19	1:24.234	43.184		18.990		22.060	166	224
4	1:25.198	43.789		19.248		22.161	167	224	20	1:24.079	43.426		18.796		21.857	168	224
5	1:24.943	43.333		19.372		22.238	166	224	21	1:23.983	43.144		18.953		21.886	163	225
6	1:24.768	43.310		19.290		22.168	168	224	22	1:24.330	43.431		18.934		21.965	167	224
7	1:41.734	47.417		21.426		32.891	128	224	23	1:24.439	43.313		18.881		22.245	167	225
8	1:59.015	57.885		28.911		32.219	167	155	24	1:24.766	43.398		19.106		22.262	168	225
9	1:25.359	43.873		19.207		22.279	166	225	25	1:25.224	44.084		19.031		22.109	169	225
10	1:24.310	43.072		19.130		22.108	168	225	26	1:24.823	43.514		19.011		22.298	167	225
11	1:24.434	43.323		19.179		21.932	167	226	27	1:25.285	44.228		19.120		21.937	169	226
12	1:24.159	43.131		19.106		21.922	168	225	28	1:24.450	43.358		18.906		22.186	166	227
13	1:24.111	43.074		19.081		21.956	167	225	29	1:24.859	43.889		18.869		22.101	168	226
14	1:24.312	43.237		18.963		22.112	166	225	30	1:25.055	43.870		19.001		22.184	167	226
15	1:24.331	43.342		19.023		21.966	167	225	31	1:26.420	43.932		19.621		22.867	162	226
16	1:28.929	43.439		19.401		26.089		225	32	1:28.091	45.645		19.820		22.626	161	187

19 Claudia Hürtgen, DEU/ Dominik Baumann, AUT

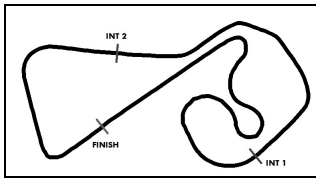
theoretical besttime: 1:22.320

1	1:41.154	43.381		19.540		38.233	101		22	1:22.353	42.501		18.163		21.689	167	219
2	2:09.015	1:04.578		34.305		30.132	108	134	23	1:22.471	42.545		18.255		21.671	168	220
3	2:04.494	1:00.928		29.979		33.587	166	167	24	1:22.548	42.552		18.300		21.696	167	220
4	1:24.259	42.924		19.134		22.201	160	219	25	1:22.757	42.772		18.306		21.679	168	220
5	1:23.551	42.695		18.624		22.232	168	218	26	1:22.913	42.561		18.307		22.045	170	219
6	1:23.624	42.844		18.763		22.017	165	220	27	1:22.944	42.773		18.353		21.818	168	219
7	1:42.845	46.948		25.123		30.774	133	220	28	1:23.067	42.733		18.459		21.875	169	219
8	2:03.057	58.725		30.040		34.292	165	135	29	1:22.736	42.637		18.380		21.719	168	221
9	1:23.867	42.935		18.773		22.159	166	217	30	1:23.038	42.688		18.424		21.926	168	221
10	1:23.306	42.769		18.639		21.898	164	219	31	1:23.403	42.725		18.425		22.253	169	220
11	1:23.281	42.891		18.566		21.824	164	219	32	1:23.275	43.062		18.372		21.841	169	220
12	1:23.101	42.718		18.521		21.862	165	221	33	1:22.916	42.785		18.348		21.783	168	221
13	1:23.158	42.788		18.574		21.796	167	219	34	1:29.582	43.846		22.417		23.319	166	223
14	1:23.327	42.837		18.588		21.902	164	219	35	2:03.643	52.724		31.393		39.526	91	188
15	1:23.214	42.782		18.490		21.942	163	218	36	2:14.223	1:09.114		32.599		32.510	165	96
16	1:26.360	43.082		18.555		24.723		218	37	1:23.379	43.064		18.481		21.834	169	219
17	2:22.359	1:40.636		18.436		23.287	161		38	1:23.169	42.829		18.511		21.829	168	222
18	1:23.120	42.864		18.323		21.933	167	215	39	1:23.102	42.692		18.546		21.864	169	221
19	1:22.638	42.627		18.227		21.784	169	220	40	1:23.556	42.929		18.580		22.047	169	222
20	1:22.524	42.593		18.269		21.662	168	219									
21	1:22.732	42.495		18.407		21.830	167	220									

22 Nico Bastian, DEU/ Jaime Alguersuari, ESP

theoretical besttime: 1:22.862

1	1:45.114	45.513		19.988		39.613	70	212	22	1:39.485	58.618		18.894		21.973	168	
2	2:07.988	1:04.007		33.926		30.055	128	152	23	1:23.776	43.110		18.808		21.858	168	223
3	2:03.722	1:01.165		30.052		32.505	168	161	24	1:23.863	43.195		18.853		21.815	168	224
4	1:24.192	43.096		19.056		22.040	162	223	25	1:24.238	43.249		18.780		22.209	169	224
5	1:23.488	42.822		18.805		21.861	168	221	26	1:24.712	43.700		18.771		22.241	169	225
6	1:23.400	42.889		18.662		21.849	168	222	27	1:24.004	43.288		18.880		21.836	167	225
7	1:43.585	47.050		25.131		31.404	120	223	28	1:24.613	43.396		18.870		22.347	164	224
8	2:01.842	58.429		30.151		33.262	168	141	29	1:23.397	42.928		18.781		21.688	168	222
9	1:23.987	43.276		18.748		21.963	169	224	30	1:23.634	42.976		18.708		21.950	167	224
10	1:23.672	43.085		18.724		21.863	169	224	31	1:23.974	43.214		18.670		22.090	167	224
11	1:23.267	42.833		18.628		21.806	168	224	32	1:24.172	43.460		18.778		21.934	169	224



ADAC GT Masters



Lap analysis Race 1

Provisional

Sachsenring, Length: 3645 m

Air temperature: 24.3°C

Track temperature: 32.8°C

Weather condition: Dry

DMSB Reg. Nr.: 278/14
Deutscher Motor Sport Bund e.V.

Saturday 20.9.2014 12:00

Lap	Time	SE1	SP1	SE2	SP2	SE3	SP3	TSP	Lap	Time	SE1	SP1	SE2	SP2	SE3	SP3	TSP
12	1:23.309	42.798		18.690		21.821	168	224	33	1:23.713	43.034		18.721		21.958	168	224
13	1:23.312	42.890		18.539		21.883	168	223	34	1:25.790	44.014		19.469		22.307	167	223
14	1:23.266	42.744		18.577		21.945	168	223	35	1:35.748	44.651		19.332		31.765	97	223
15	1:23.490	42.904		18.631		21.955	168	223	36	2:10.894	1:08.550		32.881		29.463	167	96
16	1:23.752	42.884		18.589		22.279	167	223	37	1:26.032	44.971		19.203		21.858	168	224
17	1:23.436	42.851		18.492		22.093	169	223	38	1:23.541	43.147		18.761		21.633	168	224
18	1:23.198	42.884		18.491		21.823	168	223	39	1:23.853	43.339		18.796		21.718	168	225
19	1:26.170	42.738		18.761		24.671		223	40	1:23.419	43.043		18.569		21.807	167	225
20	2:23.284	1:42.400		18.969		21.915	166										
21	1:27.051	43.156		18.811		25.084		223									

23 Maro Engel, DEU/ Jan Seyffarth, DEU

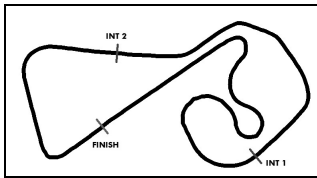
theoretical besttime: 1:22.644

1	1:44.550	45.224		19.844		39.482	69	217	22	1:23.431	42.916		18.836		21.679	166	223
2	2:07.923	1:04.008		33.918		29.997	129	137	23	1:23.066	42.714		18.633		21.719	166	222
3	2:04.133	1:01.288		30.002		32.843	166	181	24	1:22.927	42.742		18.536		21.649	165	222
4	1:24.002	43.119		18.905		21.978	168	222	25	1:23.010	42.712		18.505		21.793	166	222
5	1:23.447	42.863		18.742		21.842	169	222	26	1:22.913	42.701		18.503		21.709	166	222
6	1:23.256	42.852		18.637		21.767	168	223	27	1:22.982	42.658		18.559		21.765	167	222
7	1:43.501	47.255		24.985		31.261	130	222	28	1:22.900	42.594		18.539		21.767	166	223
8	2:02.205	58.311		30.529		33.365	168	166	29	1:22.892	42.665		18.508		21.719	166	223
9	1:23.927	43.284		18.753		21.890	169	224	30	1:23.028	42.710		18.593		21.725	166	223
10	1:23.527	43.069		18.610		21.848	169	224	31	1:23.071	42.666		18.558		21.847	166	223
11	1:23.302	42.992		18.560		21.750	169	224	32	1:23.028	42.762		18.539		21.727	166	223
12	1:23.281	42.931		18.601		21.749	169	223	33	1:22.971	42.777		18.454		21.740	166	222
13	1:23.298	42.906		18.594		21.798	169	223	34	1:26.671	44.123		19.976		22.572	166	223
14	1:23.279	42.919		18.589		21.771	168	223	35	2:00.076	48.736		31.278		40.062	99	215
15	1:23.512	42.972		18.673		21.867	169	223	36	2:12.941	1:08.906		32.317		31.718	166	104
16	1:26.677	42.722		18.600		25.355		223	37	1:24.236	43.880		18.611		21.745	167	222
17	2:22.743	1:42.198		18.697		21.848	166		38	1:23.679	43.035		18.594		22.050	165	224
18	1:23.685	42.986		19.035		21.664	166	221	39	1:23.541	43.491		18.411		21.639	167	222
19	1:23.635	42.963		18.750		21.922	166	222	40	1:23.219	42.797		18.566		21.856	166	223
20	1:24.351	43.322		19.001		22.028	165	223									
21	1:24.136	43.179		18.981		21.976	166	223									

24 Albert von Thurn und Taxis, DEU/ Tomas Enge, CZE

theoretical besttime: 1:22.978

1	1:48.460	46.765		21.365		40.330	89	225	22	1:23.183	42.903		18.632		21.648	168	228
2	2:07.885	1:03.762		34.590		29.533	109	150	23	1:23.803	43.331		18.738		21.734	167	228
3	2:02.397	1:01.455		29.177		31.765	170	141	24	1:23.524	43.187		18.661		21.676	168	228
4	1:25.709	43.520		19.337		22.852	167	229	25	1:23.547	43.120		18.707		21.720	168	228
5	1:24.377	43.224		19.023		22.130	170	228	26	1:23.928	43.477		18.738		21.713	168	228
6	1:23.965	43.072		18.896		21.997	171	230	27	1:23.697	43.308		18.615		21.774	167	228
7	1:41.734	45.622		24.479		31.633	91	230	28	1:23.500	43.140		18.573		21.787	168	229
8	2:01.268	58.420		29.886		32.962	162	125	29	1:23.655	43.258		18.635		21.762	167	229
9	1:24.534	43.788		18.879		21.867	171	227	30	1:23.434	43.013		18.641		21.780	169	229
10	1:23.567	42.757		18.847		21.963	169	230	31	1:23.872	43.431		18.631		21.810	168	230
11	1:23.825	42.968		18.893		21.964	170	229	32	1:23.876	43.466		18.629		21.781	168	229
12	1:24.335	43.412		18.843		22.080	168	230	33	1:26.915	43.346		20.028		23.541	161	229
13	1:23.940	43.132		18.759		22.049	169	228	34	1:32.406	49.149		21.031		22.226	168	214
14	1:24.287	43.372		18.931		21.984	169	229	35	1:24.587	43.921		18.782		21.884	167	228
15	1:24.398	43.396		18.882		22.120	169	229	36	1:46.362	45.891		31.580		28.891	156	227
16	1:27.800	43.355		18.989		25.456		229	37	1:25.718	44.178		19.136		22.404	165	225
17	3:07.506	2:26.920		18.811		21.775	169		38	1:24.943	43.871		18.746		22.326	166	230
18	1:23.542	43.170		18.597		21.775	168	229	39	1:25.310	43.946		18.950		22.414	169	229
19	1:23.449	43.005		18.662		21.782	166	229	40	1:25.238	43.533		18.782		22.923	166	231
20	1:23.923	43.547		18.655		21.721	168	227									
21	1:23.462	43.095		18.656		21.711	167	228									



ADAC GT Masters

Lap analysis Race 1



Provisional

Sachsenring, Length: 3645 m

Air temperature: 24.3°C

Track temperature: 32.8°C

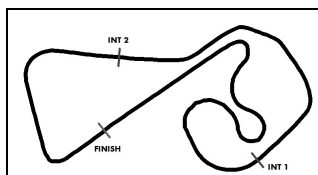
Weather condition: Dry

DMSB Reg. Nr.: 278/14
Deutscher Motor Sport Bund e.V.

Saturday 20.9.2014 12:00

Lap	Time	SE1	SP1	SE2	SP2	SE3	SP3	TSP	Lap	Time	SE1	SP1	SE2	SP2	SE3	SP3	TSP
27 Luca Stolz, DEU/ Maximilian Götz, DEU									theoretical besttime: 1:22.284								
1	1:38.944	42.252		19.269		37.423	118	207	22	1:25.862	42.611		18.395		24.856		223
2	2:09.159	1:05.026		33.122		31.011	97	136	23	1:37.942	57.888		18.408		21.646	167	
3	2:05.417	1:01.066		29.921		34.430	167	157	24	1:22.706	42.521		18.454		21.731	169	223
4	1:23.301	42.816		18.635		21.850	166	221	25	1:23.513	42.928		18.656		21.929	168	224
5	1:22.843	42.511		18.551		21.781	168	221	26	1:23.516	43.061		18.592		21.863	168	223
6	1:22.904	42.606		18.509		21.789	167	222	27	1:23.499	43.153		18.536		21.810	168	
7	1:44.426	47.545		26.706		30.175	121	222	28	1:23.329	42.977		18.525		21.827	169	224
8	2:03.527	58.824		30.183		34.520	168	172	29	1:23.473	42.940		18.590		21.943	168	225
9	1:23.980	43.244		18.830		21.906	168	222	30	1:24.457	43.018		18.889		22.550	167	224
10	1:22.884	42.556		18.627		21.701	168	222	31	1:22.676	42.630		18.338		21.708	168	223
11	1:22.753	42.609		18.465		21.679	168	222	32	1:22.753	42.864		18.291		21.598	169	223
12	1:22.843	42.672		18.461		21.710	167	223	33	1:22.589	42.631		18.476		21.482	169	223
13	1:22.944	42.710		18.512		21.722	168	222	34	1:23.833	42.820		18.699		22.314	169	223
14	1:22.860	42.721		18.366		21.773	168	222	35	1:56.077	45.204		30.731		40.142	99	224
15	1:22.757	42.634		18.405		21.718	168	222	36	2:12.476	1:09.020		32.395		31.061	166	102
16	1:23.062	42.568		18.311		22.183	168	222	37	1:24.610	43.938		18.768		21.904	168	222
17	1:26.096	42.678		18.427		24.991		222	38	1:23.290	42.935		18.530		21.825	168	225
18	2:20.932	1:40.675		18.512		21.745	168		39	1:23.801	43.607		18.567		21.627	168	224
19	1:22.543	42.622		18.344		21.577	168	222	40	1:23.177	42.931		18.588		21.658	169	225
20	1:22.793	42.609		18.497		21.687	168	222									
21	1:22.852	42.852		18.349		21.651	168	222									

Lap	Time	SE1	SP1	SE2	SP2	SE3	SP3	TSP	Lap	Time	SE1	SP1	SE2	SP2	SE3	SP3	TSP
100 Florian Stoll, DEU/ Daniel Dobitsch, AUT									theoretical besttime: 1:22.925								
1	1:43.224	44.369		19.478		39.377	97		9	1:23.936	43.023		18.888		22.025	167	219
2	2:08.612	1:04.576		33.775		30.261	121	141	10	1:23.196	42.753		18.621		21.822	167	219
3	2:04.439	1:01.040		29.838		33.561	167	174	11	1:23.318	42.991		18.559		21.768	168	220
4	1:23.854	42.958		18.908		21.988	167	217	12	1:23.343	42.890		18.612		21.841	167	220
5	1:23.622	42.875		18.870		21.877	168	219	13	1:23.322	42.853		18.623		21.846	168	219
6	1:23.118	42.617		18.666		21.835	167	218	14	1:23.126	42.746		18.540		21.840	168	220
7	1:42.846	47.169		25.020		30.657	142	219									
8	2:03.069	58.931		30.032		34.106	167	143									



ADAC GT Masters

Vmax list Race 1

Provisional



Sachsenring, Length: 3645 m

Air temperature: 24.2°C

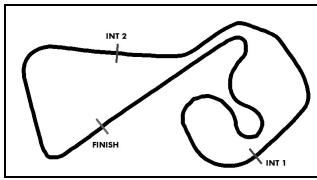
Track temperature: 33.2°C

Weather condition: Dry

DMSB Reg. Nr.: 278/14
Deutscher Motor Sport Bund e.V.

Saturday 20.9.2014 12:00

Nr	Team, Car, Driver, Nat	Top speed
24	Reiter Engineering, Chevrolet Camaro GT von Thurn und Taxis Albert , DEU Enge Tomas , CZE	230,82 km/h
1	Callaway Competition, Corvette Z06.R GT3 Wirth Andreas , DEU Keilwitz Daniel , DEU	228,23 km/h
17	Callaway Competition, Corvette Z06.R GT3 Lips Remo , CHE Marioneck Lennart , DEU	227,66 km/h
18	Callaway Competition, Corvette Z06.R GT3 Seiler Toni , CHE Bleekemolen Sebastiaan , NLD	227,37 km/h
13	RWT Racing Team, Corvette Z06.R GT3 Jahn David , DEU Barth Sven , DEU	226,84 km/h
2	Callaway Competition, Corvette Z06.R GT3 Assenheimer Patrick , DEU Alessi Diego , ITA	226,65 km/h
22	ROWE Racing, Mercedes-Benz SLS AMG GT3 Bastian Nico , DEU Alguersuari Jaime , ESP	225,19 km/h
27	H.T.P. Motorsport, Mercedes-Benz SLS AMG GT3 Stolz Luca , DEU Götz Maximilian , DEU	225,09 km/h
23	ROWE Racing, Mercedes-Benz SLS AMG GT3 Engel Maro , DEU Seyffarth Jan , DEU	224,21 km/h
14	MRS GT-Racing, McLaren MP4-12C GT3 Spengler Florian , DEU Brück Christopher , DEU	223,88 km/h
19	PIXUM Team Schubert, BMW Z4 GT3 Hürtgen Claudia , DEU Baumann Dominik , AUT	222,82 km/h
3	GW IT Racing Team Schütz Motorsport, Porsche 911 GT3 R Engelhart Christian , DEU van Lagen Jaap , NLD	222,09 km/h
6	Farnbacher Racing, Porsche 911 GT3 R Frommenwiler Philipp , CHE Asch Sebastian , DEU	221,49 km/h
16	YACO Racing, Audi R8 LMS ultra Geipel Philip , DEU Winkelhock Markus , DEU	221,13 km/h



ADAC GT Masters

Vmax list Race 1

Provisional



Sachsenring, Length: 3645 m

Air temperature: 24.2°C

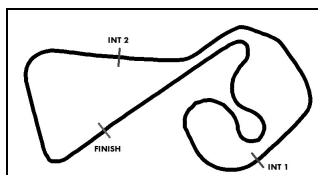
Track temperature: 33.2°C

Weather condition: Dry

DMSB Reg. Nr.: 278/14
Deutscher Motor Sport Bund e.V.

Saturday 20.9.2014 12:00

Nr	Team, Car, Driver, Nat	Top speed
7	TONINO Team Herberth, Porsche 911 GT3 R Handlos Herbert , AUT Renauer Alfred , DEU	220,90 km/h
11	Prosperia C. Abt Racing, Audi R8 LMS ultra Hamprecht Fabian , DEU Thiim Nicki , DNK	220,81 km/h
8	TONINO Team Herberth, Porsche 911 GT3 R Renauer Robert , DEU Schwager Dominik , DEU	220,63 km/h
9	TONINO Team Herberth, Porsche 911 GT3 R Jöst Dominic , DEU Scholze Florian , DEU	220,59 km/h
100	kfzteile24 APR Motorsport, Audi R8 LMS ultra Stoll Florian , DEU Dobitsch Daniel , AUT	219,91 km/h
4	GW IT Racing Team Schütz Motorsport, Porsche 911 GT3 R Nathan Wolf , NLD Wossos Antonios , GRC	219,78 km/h
10	Prosperia C. Abt Racing, Audi R8 LMS ultra van der Linde Kelvin , ZAF Rast Rene , DEU	217,39 km/h
5	Farnbacher Racing, Porsche 911 GT3 R Lukas Robert , POL Morcom Nathan , AUS	216,69 km/h
21	BKK Mobil Oil Zakspeed, Mercedes-Benz SLS AMG GT3 Day Alon , ISR Ludwig Luca , DEU	km/h
20	PIXUM Team Schubert, BMW Z4 GT3 Sandritter Max , DEU Klingmann Jens , DEU	km/h



ADAC GT Masters

Pit stops Race 1

Provisional



Sachsenring, Length: 3645 m

Air temperature: 24.2°C

Track temperature: 33.4°C

Weather condition: Dry

DMSB Reg. Nr.: 278/14
Deutscher Motor Sport Bund e.V.

Saturday 20.9.2014 12:00

Nr	Driver in	Day time in	Time in	Driver out	Day time out	Time out	Nett Time
11	Fabian Hamprecht	12:12:30	11:58.202	Fabian Hamprecht	12:13:09	12:36.974	38.772
1	Andreas Wirth	12:24:20	23:48.241	Andreas Wirth	12:25:30	24:57.898	1:09.657
19	Claudia Hürtgen	12:25:33	25:01.001	Dominik Baumann	12:26:33	26:01.656	1:00.655
23	Maro Engel	12:25:35	25:03.209	Jan Seyffarth	12:26:37	26:05.116	1:01.907
24	Albert von Thurn und Taxis	12:25:43	25:11.828	Albert von Thurn und Taxis	12:27:29	26:57.328	1:45.500
18	Toni Seiler	12:25:48	25:16.591	Toni Seiler	12:26:49	26:17.014	1:00.423
11	Fabian Hamprecht	12:25:49	25:17.281	Nicki Thiim	12:26:56	26:24.248	1:06.967
27	Luca Stolz	12:26:52	26:20.084	Maximilian Götz	12:27:52	27:20.832	1:00.748
1	Andreas Wirth	12:26:55	26:23.735	Andreas Wirth	12:27:56	27:24.183	1:00.448
8	Robert Renauer	12:28:20	27:48.186	Dominik Schwager	12:29:24	28:52.721	1:04.535
16	Philip Geipel	12:28:21	27:49.230	Markus Winkelhock	12:29:23	28:51.349	1:02.119
17	Remo Lips	12:28:32	28:00.811	Lennart Marioneck	12:29:31	28:58.975	58.164
7	Herbert Handlos	12:28:35	28:02.910	Herbert Handlos	12:29:35	29:03.735	1:00.825
3	Christian Engelhart	12:29:33	29:01.687	Jaap van Lagen	12:30:35	30:03.060	1:01.373
22	Nico Bastian	12:29:45	29:13.577	Nico Bastian	12:30:47	30:14.931	1:01.354
9	Dominic Jöst	12:29:56	29:24.770	Dominic Jöst	12:30:58	30:26.383	1:01.613
10	Kelvin van der Linde	12:30:56	30:24.404	Kelvin van der Linde	12:31:57	31:25.260	1:00.856
6	Philipp Frommenwiler	12:31:06	30:34.541	Philipp Frommenwiler	12:32:07	31:35.724	1:01.183
13	David Jahn	12:31:14	30:41.908	Sven Barth	12:32:15	31:43.188	1:01.280
4	Wolf Nathan	12:31:40	31:07.874	Wolf Nathan	12:32:40	32:08.094	1:00.220
17	Lennart Marioneck	12:32:20	31:48.565	Lennart Marioneck	12:32:43	32:11.473	22.908
14	Florian Spengler	12:32:46	32:14.390	Florian Spengler	12:33:50	33:18.031	1:03.641
22	Nico Bastian	12:33:36	33:03.910	Nico Bastian	12:33:53	33:21.621	17.711
5	Robert Lukas	12:34:10	33:38.695	Nathan Morcom	12:35:11	34:39.547	1:00.852
27	Maximilian Götz	12:34:47	34:15.064	Maximilian Götz	12:35:04	34:32.681	17.617
1	Daniel Keilwitz	12:36:18	35:46.335				