

ADAC Formel Masters

Result List Race 1

Provisional



Sachsenring, Length: 3645 m

Air temperature: 21.6°C

Track temperature: 28.0°C

Weather condition: Dry

DMSB Reg. Nr.: 278/14
Deutscher Motor Sport Bund e.V.

Saturday 20.9.2014 10:50

started : 14 classified : 12 not classified : 2

	Competitor Drivers	Sponsor Car	Laps	Total Time	Gap	Kph	Lap	Time	Kph
1	8 Neuhauser Racing Team M.Jensen(DEN)	Formel ADAC	18	25:53.168		152,1	14	1:23.347	157,4
2	14 Lotus J.Eriksson(SWE)	Formel ADAC	18	25:58.009	4.841	151,6	11	1:23.618	156,9
3	7 Neuhauser Racing Team T.Zimmermann(DEU)	ADAC Württemberg Formel ADAC	18	26:00.917	7.749	151,3	8	1:23.763	156,7
4	19 JBR Motorsport & Engineering I.Walilko(POL)	Formel ADAC	18	26:05.832	12.664	150,8	13	1:23.857	156,5
5	1 ADAC Berlin Brandenburg e.V. M.Günther(DEU)	Formel ADAC	18	26:10.126	16.958	150,4	15	1:24.178	155,9
6	9 Schiller-Motorsport F.Schiller(DEU)	ADAC Nordrhein e.V. Formel ADAC	18	26:11.000	17.832	150,3	6	1:24.071	156,1
7	2 ADAC Berlin-Brandenburg e.V. K.Schramm(DEU)	Formel ADAC	18	26:11.081	17.913	150,3	7	1:24.217	155,8
8	15 Lotus R.Boschung(CHE)	Formel ADAC	18	26:14.010	20.842	150,1	10	1:24.257	155,7
9	3 ADAC Berlin-Brandenburg e.V. M.Dienst(DEU)	ADAC Nordbaden e.V. Formel ADAC	18	26:17.683	24.515	149,7	13	1:24.569	155,2
10	11 Lotus L.Breuer(DEU)	Formel ADAC	18	26:18.431	25.263	149,6	13	1:24.321	155,6
11	18 JBR Motorsport & Engineering D.Kolkmann(DEU)	Formel ADAC	18	26:23.071	29.903	149,2	15	1:24.121	156,0
12	10 Schiller-Motorsport N.Menzel(DEU)	Formel ADAC	18	26:30.864	37.696	148,5	17	1:24.546	155,2
not classified									
4	ADAC Berlin-Brandenburg e.V. G.Maggi(CHE)	Formel ADAC	3	8:11.707	15LAPS	80,1	2	2:02.274	107,3
12	Lotus D.Marschall(DEU)	ADAC Nordbaden e.V. Formel ADAC							

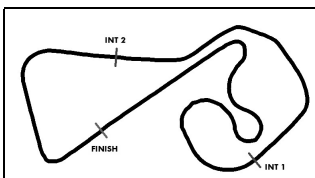
Fastest lap of the race. Car 8 driver Jensen on lap 14. Time 1:23.347, average speed 157,4 km/h.

Subject to final scrutineering!

Publications Time:

Clerk of the course:

Time Keeping:



ADAC Formel Masters

Lap chart Race 1

Provisional

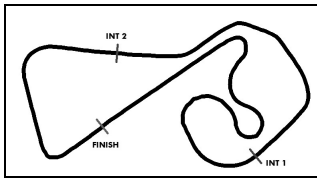


Sachsenring, Length: 3645 m

Saturday 20.9.2014 10:50

POS	1	2	3	4	5	6	7	8	9	10	11	12	13	14	15	16
LAP 1	8	14	7	19	9	1	2	15	3	4	10	11	18			
LAP 2	8	14	7	19	9	1	2	15	3	4	10	11	18			
LAP 3	8	14	7	19	9	1	2	15	3	10	11	18	.4'			
LAP 4	8	14	7	19	9	1	2	15	3	11	10	18				
LAP 5	8	14	7	19	9	1	2	15	3	11	10	18				
LAP 6	8	14	7	19	9	1	2	15	3	11	10	18				
LAP 7	8	14	7	19	9	1	2	15	3	11	10	18				
LAP 8	8	14	7	19	9	1	2	15	3	11	18	10				
LAP 9	8	14	7	19	9	1	2	15	3	11	18	10				
LAP 10	8	14	7	19	9	1	2	15	3	11	18	10				
LAP 11	8	14	7	19	9	1	2	15	3	11	18	10				
LAP 12	8	14	7	19	9	1	2	15	3	11	18	10				
LAP 13	8	14	7	19	9	1	2	15	3	11	18	10				
LAP 14	8	14	7	19	9	1	2	15	3	11	18	10				
LAP 15	8	14	7	19	9	1	2	15	3	11	18	10				
LAP 16	8	14	7	19	9	1	2	15	3	11	18	10				
LAP 17	8	14	7	19	9	1	2	15	3	11	18	10				
LAP 18	8	14	7	19	1	9	2	15	3	11	18	10				

. - PIT STOP ' - LAP BEHIND



ADAC Formel Masters



Lap analysis Race 1

Provisional

Sachsenring, Length: 3645 m

Air temperature: 21.7°C

Track temperature: 28.0°C

Weather condition: Dry



Reg. Nr.: 278/14

Saturday 20.9.2014 10:50

Lap	Time	SE1	SP1	SE2	SP2	SE3	SP3	TSP	Lap	Time	SE1	SP1	SE2	SP2	SE3	SP3	TSP
1	Maximilian Günther, DEU ,								theoretical besttime: 1:24.017								
1	1:33.485	46.404		19.225		27.856	83	112	10	1:24.485	43.477		18.747		22.261	149	188
2	2:04.426	1:04.042		29.772		30.612	147	106	11	1:24.723	43.584		18.889		22.250	148	188
3	1:24.941	43.606		18.947		22.388	148	186	12	1:24.521	43.454		18.777		22.290	148	188
4	1:24.984	43.694		18.949		22.341	147	187	13	1:24.625	43.517		18.908		22.200	149	187
5	1:24.493	43.477		18.887		22.129	148	186	14	1:24.378	43.456		18.672		22.250	147	188
6	1:24.207	43.285		18.805		22.117	147	187	15	1:24.178	43.349		18.698		22.131	148	187
7	1:24.253	43.228		18.871		22.154	148	187	16	1:24.330	43.458		18.702		22.170	148	
8	1:24.460	43.455		18.705		22.300	148	187	17	1:24.426	43.403		18.747		22.276	147	188
9	1:24.487	43.374		18.731		22.382	148	188	18	1:24.724	43.603		18.813		22.308	147	186

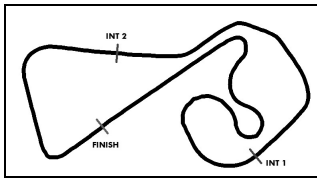
2	Kim Luis Schramm, DEU ,								theoretical besttime: 1:24.083								
1	1:34.350	46.659		19.183		28.508	93	123	10	1:24.616	43.481		18.892		22.243	149	188
2	2:04.124	1:03.882		29.630		30.612	146	117	11	1:24.591	43.509		18.841		22.241	148	187
3	1:25.220	43.888		19.147		22.185	149	185	12	1:24.403	43.494		18.759		22.150	149	187
4	1:24.953	43.469		19.201		22.283	148	186	13	1:24.520	43.540		18.781		22.199	149	188
5	1:24.658	43.548		18.883		22.227	147	187	14	1:24.319	43.509		18.708		22.102	148	188
6	1:24.528	43.506		18.811		22.211	148	187	15	1:24.285	43.432		18.796		22.057	149	188
7	1:24.217	43.318		18.790		22.109	149	187	16	1:24.668	43.723		18.827		22.118	149	189
8	1:24.238	43.331		18.771		22.136	149	187	17	1:24.335	43.418		18.802		22.115	148	188
9	1:24.513	43.512		18.817		22.184	149	187	18	1:24.543	43.417		18.745		22.381	150	188

3	Marvin Dienst, DEU ,								theoretical besttime: 1:24.413								
1	1:37.033	47.078		19.324		30.631	77	120	10	1:24.778	43.393		19.013		22.372	149	186
2	2:02.153	1:02.911		30.133		29.109	147	130	11	1:25.173	43.415		19.197		22.561	148	186
3	1:25.620	44.017		19.102		22.501	148	185	12	1:24.774	43.423		19.098		22.253	148	186
4	1:25.250	43.549		19.073		22.628	147	187	13	1:24.569	43.290		19.109		22.170	149	186
5	1:24.756	43.420		19.004		22.332	148	186	14	1:24.917	43.397		19.083		22.437	149	187
6	1:24.727	43.327		19.065		22.335	148	187	15	1:24.677	43.342		19.002		22.333	148	187
7	1:24.754	43.331		19.037		22.386	149	186	16	1:24.684	43.361		19.074		22.249	149	187
8	1:24.767	43.382		18.985		22.400	148	186	17	1:24.917	43.503		18.953		22.461	148	186
9	1:24.886	43.432		19.069		22.385	149	186	18	1:25.248	43.624		19.042		22.582	148	186

4	Giorgio Maggi, CHE ,								theoretical besttime: 1:32.698								
1	1:37.913	47.446		19.191		31.276	78	125	3	4:31.520	44.141		18.971		3:28.408		186
2	2:02.274	1:02.770		29.918		29.586	145	125									

7	Tim Zimmermann, DEU ,								theoretical besttime: 1:23.595								
1	1:30.253	44.313		18.831		27.109	97	107	10	1:23.928	43.250		18.611		22.067	150	188
2	2:06.299	1:05.277		29.596		31.426	148	108	11	1:23.768	43.123		18.623		22.022	149	189
3	1:24.413	43.634		18.763		22.016	149	187	12	1:24.055	43.412		18.634		22.009	149	188
4	1:24.240	43.383		18.639		22.218	146	188	13	1:23.845	43.176		18.585		22.084	149	188
5	1:24.564	43.475		18.748		22.341	148	186	14	1:24.025	43.315		18.700		22.010	149	188
6	1:23.922	43.252		18.601		22.069	149	187	15	1:23.870	43.178		18.608		22.084	149	188
7	1:23.871	43.255		18.535		22.081	149	188	16	1:23.933	43.220		18.598		22.115	149	188
8	1:23.763	43.197		18.629		21.937	149	188	17	1:23.778	43.202		18.573		22.003	149	188
9	1:23.892	43.222		18.622		22.048	150	188	18	1:24.498	43.303		18.641		22.554	148	188

8	Mikkel Jensen, DEN ,								theoretical besttime: 1:23.278								
1	1:28.626	43.207		18.936		26.483	94	97	10	1:23.763	43.253		18.666		21.844	150	186
2	2:06.705	1:05.325		29.509		31.871	147	118	11	1:23.424	43.082		18.464		21.878	149	186
3	1:23.754	43.157		18.549		22.048	148	184	12	1:23.498	43.152		18.469		21.877	150	186
4	1:24.258	43.274		18.697		22.287	148	184	13	1:23.423	42.989		18.497		21.937	149	186
5	1:23.676	43.132		18.579		21.965	150	184	14	1:23.347	43.023		18.485		21.839	149	187
6	1:23.538	43.057		18.493		21.988	149	186	15	1:23.478	43.039		18.567		21.872	150	187
7	1:23.491	42.975		18.552		21.964	149	185	16	1:23.617	43.147		18.594		21.876	149	187
8	1:23.483	43.036		18.515		21.932	149	186	17	1:23.532	43.099		18.545		21.888	149	187
9	1:23.640	43.099		18.546		21.995	149	186	18	1:23.915	43.312		18.478		22.125	150	187



ADAC Formel Masters



Lap analysis Race 1

Provisional

Sachsenring, Length: 3645 m

Air temperature: 21.7°C

Track temperature: 28.0°C

Weather condition: Dry

DMSB Reg. Nr.: 278/14
Deutscher Motor Sport Bund e.V.

Saturday 20.9.2014 10:50

Lap	Time	SE1	SP1	SE2	SP2	SE3	SP3	TSP	Lap	Time	SE1	SP1	SE2	SP2	SE3	SP3	TSP
-----	------	-----	-----	-----	-----	-----	-----	-----	-----	------	-----	-----	-----	-----	-----	-----	-----

9 Fabian Schiller, DEU ,

theoretical besttime: 1:24.026

1	1:32.526	45.928		19.089		27.509	87	112	10	1:24.267	43.405		18.690		22.172	149	188
2	2:04.852	1:04.096		29.746		31.010	143	103	11	1:24.895	43.310		18.687		22.898	148	188
3	1:24.914	43.551		18.940		22.423	146	186	12	1:24.376	43.423		18.744		22.209	148	187
4	1:24.641	43.460		18.796		22.385	148	187	13	1:24.455	43.304		18.873		22.278	148	188
5	1:24.453	43.441		18.766		22.246	148	189	14	1:24.383	43.422		18.680		22.281	148	188
6	1:24.071	43.247		18.698		22.126	149	188	15	1:24.282	43.380		18.678		22.224	148	188
7	1:24.274	43.301		18.653		22.320	146	189	16	1:24.279	43.319		18.834		22.126	149	188
8	1:25.038	43.359		18.756		22.923	148	188	17	1:24.388	43.297		18.720		22.371	145	189
9	1:24.641	43.524		18.843		22.274	148	187	18	1:26.265	43.459		19.463		23.343	148	187

10 Nico Menzel, DEU ,

theoretical besttime: 1:24.444

1	1:38.459	47.590		19.250		31.619	80	114	10	1:26.073	43.829		19.137		23.107	143	186
2	2:02.081	1:02.457		29.904		29.720	143	118	11	1:25.349	43.703		19.019		22.627	146	184
3	1:25.797	44.163		19.005		22.629	146	187	12	1:25.152	43.660		18.963		22.529	146	185
4	1:29.086	43.619		22.244		23.223	143	184	13	1:24.750	43.502		18.896		22.352	148	186
5	1:25.789	43.746		19.223		22.820	145	183	14	1:25.417	43.379		18.898		23.140	146	187
6	1:26.067	43.736		19.222		23.109	141	183	15	1:24.906	43.449		19.076		22.381	147	186
7	1:26.108	44.242		19.205		22.661	146	183	16	1:24.789	43.375		18.862		22.552	147	187
8	1:25.907	43.488		19.267		23.152	144	185	17	1:24.546	43.282		18.901		22.363	147	186
9	1:25.855	44.076		19.169		22.610	147	189	18	1:24.733	43.479		18.810		22.444	147	186

11 Luis-Enrique Breuer, DEU ,

theoretical besttime: 1:24.267

1	1:40.170	47.843		19.648		32.679	84	125	10	1:24.493	43.725		18.606		22.162	146	187
2	2:01.439	1:01.648		29.730		30.061	135	110	11	1:24.671	43.972		18.540		22.159	148	187
3	1:25.671	44.546		18.899		22.226	147	179	12	1:24.806	43.984		18.592		22.230	148	188
4	1:24.865	43.792		18.642		22.431	146	187	13	1:24.321	43.670		18.480		22.171	148	188
5	1:25.063	43.769		18.896		22.398	146	186	14	1:24.604	43.901		18.462		22.241	148	188
6	1:25.163	44.093		18.739		22.331	145	187	15	1:24.596	43.829		18.580		22.187	148	188
7	1:24.927	43.954		18.698		22.275	146	186	16	1:24.491	43.723		18.552		22.216	148	189
8	1:24.563	43.701		18.652		22.210	147	187	17	1:24.755	43.797		18.612		22.346	147	188
9	1:24.455	43.646		18.551		22.258	146	187	18	1:25.378	44.277		18.649		22.452	147	189

14 Joel Eriksson, SWE ,

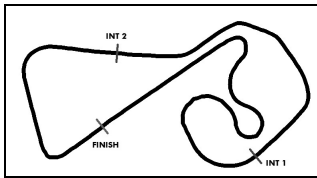
theoretical besttime: 1:23.423

1	1:29.444	43.999		18.628		26.817	96	100	10	1:23.798	43.305		18.500		21.993	149	186
2	2:06.467	1:05.116		29.957		31.394	148	108	11	1:23.618	43.113		18.473		22.032	149	187
3	1:23.967	43.329		18.400		22.238	147	187	12	1:23.645	43.306		18.403		21.936	149	187
4	1:23.774	43.271		18.374		22.129	148	187	13	1:23.680	43.240		18.409		22.031	149	187
5	1:23.833	43.402		18.438		21.993	149	188	14	1:23.808	43.285		18.514		22.009	149	187
6	1:24.556	43.307		18.413		22.836	148	188	15	1:23.678	43.157		18.472		22.049	148	187
7	1:23.625	43.199		18.443		21.983	148	187	16	1:24.025	43.500		18.502		22.023	149	187
8	1:23.758	43.178		18.587		21.993	149	187	17	1:24.210	43.375		18.677		22.158	148	187
9	1:23.768	43.260		18.538		21.970	148	187	18	1:24.355	43.485		18.787		22.083	149	187

15 Ralph Boschung, CHE ,

theoretical besttime: 1:24.133

1	1:36.107	46.283		19.250		30.574	75	111	10	1:24.257	43.444		18.646		22.167	148	188
2	2:02.926	1:02.958		29.746		30.222	139	135	11	1:24.547	43.597		18.775		22.175	148	189
3	1:25.329	43.810		19.115		22.404	148	182	12	1:25.150	43.949		19.009		22.192	147	189
4	1:24.877	43.574		18.767		22.536	147	188	13	1:24.769	43.574		18.740		22.455	147	187
5	1:24.838	43.625		18.861		22.352	147	188	14	1:24.752	43.660		18.768		22.324	148	187
6	1:24.357	43.477		18.704		22.176	148	188	15	1:24.814	43.775		18.853		22.186	147	187
7	1:24.410	43.502		18.703		22.205	148	188	16	1:24.738	43.576		18.892		22.270	144	187
8	1:24.495	43.567		18.705		22.223	147	188	17	1:24.806	43.683		18.947		22.176	148	186
9	1:24.259	43.523		18.693		22.043	148	187	18	1:24.579	43.578		18.790		22.211	148	187



ADAC Formel Masters

Lap analysis Race 1

Provisional



Sachsenring, Length: 3645 m

Air temperature: 21.7°C

Track temperature: 28.0°C

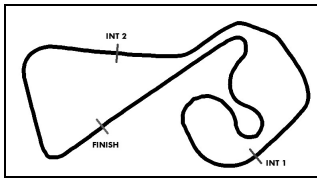
Weather condition: Dry

DMSB Reg. Nr.: 278/14
Deutscher Motor Sport Bund e.V.

Saturday 20.9.2014 10:50

Lap	Time	SE1	SP1	SE2	SP2	SE3	SP3	TSP	Lap	Time	SE1	SP1	SE2	SP2	SE3	SP3	TSP
18	David Kolkmann, DEU ,								theoretical besttime: 1:23.880								
1	1:40.793	48.229		19.608		32.956	84	120	10	1:24.683	43.402		19.134		22.147	150	187
2	2:01.156	1:01.725		29.625		29.806	145	108	11	1:24.473	43.362		18.983		22.128	150	188
3	1:26.142	44.515		19.217		22.410	149	187	12	1:24.409	43.303		18.892		22.214	149	188
4	1:27.628	43.836		20.466		23.326	146	188	13	1:24.167	43.270		18.797		22.100	149	187
5	1:25.714	43.892		19.271		22.551	149	189	14	1:24.221	43.227		18.876		22.118	150	188
6	1:25.885	43.887		19.139		22.859	147	189	15	1:24.121	43.209		18.808		22.104	149	189
7	1:26.431	44.427		19.341		22.663	148	186	16	1:24.272	43.266		18.860		22.146	150	189
8	1:25.391	43.552		19.118		22.721	143	189	17	1:24.139	43.273		18.677		22.189	149	189
9	1:25.045	43.740		19.173		22.132	150	186	18	1:24.401	43.444		18.963		21.994	149	188

Lap	Time	SE1	SP1	SE2	SP2	SE3	SP3	TSP	Lap	Time	SE1	SP1	SE2	SP2	SE3	SP3	TSP
19	Igor Waliiko, POL ,								theoretical besttime: 1:23.715								
1	1:31.403	45.513		18.740		27.150	89	111	10	1:24.378	43.623		18.638		22.117	150	188
2	2:05.391	1:04.662		29.656		31.073	149	97	11	1:24.319	43.508		18.677		22.134	150	189
3	1:24.846	43.945		18.644		22.257	150	189	12	1:24.112	43.403		18.588		22.121	150	188
4	1:24.258	43.451		18.539		22.268	148	189	13	1:23.857	43.237		18.493		22.127	150	188
5	1:24.233	43.451		18.415		22.367	149	189	14	1:24.201	43.304		18.773		22.124	150	189
6	1:24.434	43.615		18.551		22.268	149	191	15	1:24.163	43.439		18.556		22.168	150	188
7	1:24.422	43.538		18.550		22.334	149	190	16	1:24.215	43.444		18.580		22.191	150	188
8	1:24.056	43.301		18.541		22.214	149	188	17	1:24.298	43.475		18.589		22.234	149	189
9	1:24.217	43.537		18.617		22.063	150	188	18	1:25.029	43.716		18.955		22.358	150	188



ADAC Formel Masters

Vmax list Race 1

Provisional



Sachsenring, Length: 3645 m

Air temperature: 21.7°C

Track temperature: 28.1°C

Weather condition: Dry

DMSB Reg. Nr.: 278/14
Deutscher Motor Sport Bund e.V.

Saturday 20.9.2014 10:50

Nr	Team, Car, Driver, Nat	Top speed
19	JBR Motorsport & Engineering, Formel ADAC Walilko Igor , POL	190,54 km/h
18	JBR Motorsport & Engineering, Formel ADAC Kolkmann David , DEU	189,44 km/h
11	Lotus, Formel ADAC Breuer Luis-Enrique , DEU	189,31 km/h
15	Lotus, Formel ADAC Boschung Ralph , CHE	189,08 km/h
9	Schiller-Motorsport, Formel ADAC Schiller Fabian , DEU	188,71 km/h
2	Mücke-Motorsport, Formel ADAC Schramm Kim Luis , DEU	188,61 km/h
7	Neuhauser Racing Team, Formel ADAC Zimmermann Tim , DEU	188,55 km/h
10	Schiller-Motorsport, Formel ADAC Menzel Nico , DEU	188,51 km/h
1	Mücke-Motorsport, Formel ADAC Günther Maximilian , DEU	188,28 km/h
14	Lotus, Formel ADAC Eriksson Joel , SWE	187,92 km/h
3	Mücke-Motorsport, Formel ADAC Dienst Marvin , DEU	187,50 km/h
8	Neuhauser Racing Team, Formel ADAC Jensen Mikkel , DEN	187,24 km/h
4	Mücke-Motorsport, Formel ADAC Maggi Giorgio , CHE	185,50 km/h
12	Lotus, Formel ADAC Marschall Dennis , DEU	km/h