

ADAC GT Masters

Result List Qualifying 2



Provisional

Sachsenring, Length: 3645 m

Air temperature: 18.3°C

Track temperature: 20.2°C

Weather condition: Wet

DMSB Reg. Nr.: 278/14
Deutscher Motor-Sport-Bund e.V.

Friday 19.9.2014 17:35

started : 24 classified : 24 not classified : 0

	Drivers	Team	Car	Lap	Best Time	Gap	Diff	Kph	Day Time
1	11 F.Hamprecht/ N.Thiim	Prosperia C. Abt Racing	Audi R8 LMS ultra	9	1:31.821			142,9	18:02:02
2	100 F.Stoll/ D.Dobitsch	kfzteile24 APR Motorsport	Audi R8 LMS ultra	9	1:32.155	0.334	0.334	142,4	18:00:32
3	10 K.van der Linde/ R.Rast	Prosperia C. Abt Racing	Audi R8 LMS ultra	10	1:32.261	0.440	0.106	142,2	18:04:14
4	3 C.Engelhart/ J.van Lagen	GW IT Racing Team Schütz Motors	Porsche 911 GT3 R	4	1:32.516	0.695	0.255	141,8	17:59:13
5	6 P.Frommenwiler/ S.Asch	Farnbacher Racing	Porsche 911 GT3 R	10	1:32.541	0.720	0.025	141,8	18:04:15
6	16 P.Geipel/ M.Winkelhock	YACO Racing	Audi R8 LMS ultra	13	1:32.732	0.911	0.191	141,5	18:08:07
7	8 R.Renauer/ D.Schwager	TONINO Team Herberth	Porsche 911 GT3 R	11	1:32.901	1.080	0.169	141,2	18:03:23
8	27 L.Stolz/ M.Götz	H.T.P. Motorsport	Mercedes-Benz SLS AMG GT3	3	1:32.928	1.107	0.027	141,2	17:56:15
9	19 C.Hürtgen/ D.Baumann	PIXUM Team Schubert	BMW Z4 GT3	11	1:32.944	1.123	0.016	141,2	18:03:08
10	23 M.Engel/ J.Seyffarth	ROWE Racing	Mercedes-Benz SLS AMG GT3	8	1:32.999	1.178	0.055	141,1	18:01:00
11	20 M.Sandritter/ J.Klingmann	PIXUM Team Schubert	BMW Z4 GT3	10	1:33.019	1.198	0.020	141,1	18:03:19
12	7 H.Handlos(*G*)/ A.Renauer	TONINO Team Herberth	Porsche 911 GT3 R	13	1:33.175	1.354	0.156	140,8	18:07:10
13	22 N.Bastian/ J.Alguersuari	ROWE Racing	Mercedes-Benz SLS AMG GT3	12	1:33.340	1.519	0.165	140,6	18:06:10
14	21 A.Day/ L.Ludwig	BKK Mobil Oil Zakspeed	Mercedes-Benz SLS AMG GT3	5	1:33.427	1.606	0.087	140,5	17:59:37
15	9 D.Jöst(*G*)/ F.Scholze(*G*)	TONINO Team Herberth	Porsche 911 GT3 R	10	1:33.991	2.170	0.564	139,6	18:03:49
16	1 A.Wirth/ D.Keilwitz	Callaway Competition	Corvette Z06.R GT3	10	1:34.005	2.184	0.014	139,6	18:07:18
17	13 D.Jahn/ S.Barth	RWT Racing Team	Corvette Z06.R GT3	9	1:34.332	2.511	0.327	139,1	18:02:55
18	5 R.Lukas/ N.Morcom	Farnbacher Racing	Porsche 911 GT3 R	10	1:34.717	2.896	0.385	138,5	18:07:54
19	18 T.Seiler(*G*)/ S.Bleekemolen	Callaway Competition	Corvette Z06.R GT3	6	1:35.135	3.314	0.418	137,9	17:56:20
20	17 R.Lips(*G*)/ L.Marionek	Callaway Competition	Corvette Z06.R GT3	6	1:35.619	3.798	0.484	137,2	17:59:19
21	14 F.Spengler/ C.Brück	MRS GT-Racing	McLaren MP4-12C GT3	14	1:35.626	3.805	0.007	137,2	18:07:04
22	2 P.Assenheimer/ D.Alessi	Callaway Competition	Corvette Z06.R GT3	12	1:35.649	3.828	0.023	137,2	18:07:38
23	24 A.von Thum und Taxis/ T.Enge	Reiter Engineering	Chevrolet Camaro GT	4	1:36.194	4.373	0.545	136,4	18:02:22
24	4 W.Nathan(*G*)/ A.Wossos(*G*)	GW IT Racing Team Schütz Motors	Porsche 911 GT3 R	10	1:36.212	4.391	0.018	136,4	18:04:07

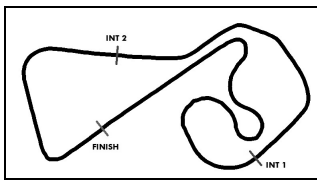
(*G*) marks the gentlemen driver

Subject to final scrutineering!

Publications Time:

Clerk of the course:

Time Keeping:



ADAC GT Masters

Lap analysis Qualifying 2



Provisional

Sachsenring, Length: 3645 m

Air temperature: 18.3°C

Track temperature: 20.2°C

Weather condition: Wet

DMSB Reg. Nr.: 278/14
Deutscher Motor Sport Bund e.V.

Friday 19.9.2014 17:35

Lap	Time	SE1	SP1	SE2	SP2	SE3	SP3	TSP	Lap	Time	SE1	SP1	SE2	SP2	SE3	SP3	TSP
1	Andreas Wirth, DEU/ Daniel Keilwitz, DEU								theoretical besttime: 1:33.981								
1	6:50.887	6:03.633		21.982		25.272	163		7	3:26.114	2:38.210		21.677		26.227	166	
2	1:34.839	48.498		21.438		24.903	164	219	8	1:34.398	48.422		21.412		24.564	164	218
3	1:34.795	48.382		21.555		24.858	162	215	9	1:34.499	48.318		21.481		24.700	165	220
4	1:34.451	48.531		21.319		24.601	164	217	10	1:34.005	48.198		21.219		24.588	165	219
5	1:38.962	48.967		21.411		28.584		218	11	1:46.732	51.564		24.276		30.892		216
6	3:55.992	2:53.751		29.160		33.081											

2	Patrick Assenheimer, DEU/ Diego Alessi, ITA								theoretical besttime: 1:35.418								
1	3:20.180	2:25.470		25.763		28.947	160		8	2:04.692	58.763		29.348		36.581		209
2	1:50.084	50.940		23.648		35.496	158	216	9	3:22.610	2:28.098		26.083		28.429	161	
3	1:37.204	49.220		22.507		25.477	159	216	10	1:38.676	49.109		22.076		27.491	161	220
4	1:36.803	49.349		22.175		25.279	159	217	11	1:36.123	48.660		21.819		25.644	159	219
5	1:36.830	48.871		22.235		25.724	160	217	12	1:35.649	48.858		21.852		24.939	160	218
6	1:40.190	48.847		22.275		29.068		218	13	2:00.665	58.820		27.105		34.740		212
7	3:39.487	2:42.188		26.789		30.510	136										

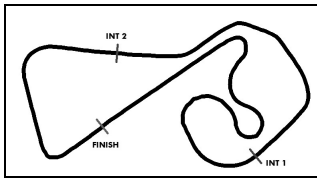
3	Christian Engelhart, DEU/ Jaap van Lagen, NLD								theoretical besttime: 1:32.516								
1	12:34.268	11:45.801		23.601		24.866	164		6	1:33.187	47.882		21.033		24.272	161	215
2	1:32.984	47.712		21.027		24.245	160	215	7	1:33.533	47.977		20.991		24.565	161	215
3	1:33.631	48.319		21.077		24.235	159	214	8	1:45.368	49.749		30.353		25.266	162	215
4	1:32.516	47.698		20.794		24.024	157	214	9	1:33.640	48.209		21.030		24.401	158	215
5	1:38.589	47.948		23.299		27.342	162	213	10	1:46.231	52.184		24.181		29.866		214

4	Wolf Nathan, NLD/ Antonios Wossos, GRC								theoretical besttime: 1:35.732								
1	7:36.008	6:46.287		24.177		25.544	158		7	1:36.291	48.941		22.370		24.980	159	210
2	1:37.271	49.080		22.991		25.200	159	210	8	1:36.899	48.871		22.752		25.276	157	212
3	1:36.787	49.303		22.505		24.979	159	211	9	1:37.188	49.400		22.921		24.867	159	211
4	1:36.949	49.426		22.562		24.961	161	211	10	1:36.212	49.306		21.994		24.912	159	212
5	1:36.598	48.944		22.539		25.115	161	212	11	1:40.253	49.749		23.526		26.978	149	212
6	1:37.786	49.037		22.530		26.219	154	212	12	1:59.824	1:06.438		23.222		30.164		192

5	Robert Lukas, POL/ Nathan Morcom, AUS								theoretical besttime: 1:34.257								
1	9:41.023	8:51.896		23.792		25.335	158		7	1:34.833	48.521		21.442		24.870	160	211
2	1:36.147	48.922		22.463		24.762	159	209	8	1:40.482	50.657		21.730		28.095	129	212
3	1:35.977	49.355		21.990		24.632	156	210	9	1:37.412	49.846		22.596		24.970	159	199
4	1:40.477	49.856		21.813		28.808		210	10	1:34.717	48.293		21.417		25.007	158	212
5	3:18.257	2:30.887		22.412		24.958	156		11	2:03.273	57.061		29.936		36.276		212
6	1:35.116	48.879		21.332		24.905	159	210									

6	Philipp Frommenwiler, CHE/ Sebastian Asch, DEU								theoretical besttime: 1:32.390								
1	3:23.464	2:34.781		23.389		25.294	160		7	3:28.788	2:24.764		29.790		34.234		
2	1:36.798	48.668		22.903		25.227	160	212	8	4:18.295	3:32.930		21.361		24.004	163	
3	1:34.512	48.057		21.671		24.784	160	212	9	1:33.357	47.299		21.428		24.630	162	214
4	1:34.512	48.215		21.614		24.683	160	213	10	1:32.541	47.324		21.087		24.130	161	214
5	1:33.731	47.791		21.421		24.519	161	213	11	1:33.082	47.572		21.268		24.242	161	214
6	1:39.515	48.464		22.080		28.971		214	12	1:37.515	47.819		21.147		28.549		214

7	Herbert Handlos, AUT/ Alfred Renauer, DEU								theoretical besttime: 1:33.054								
1	2:38.621	1:50.341		22.955		25.325	161		8	3:31.455	2:28.324		28.039		35.092		
2	1:35.227	48.465		22.044		24.718	160	211	9	3:03.329	2:12.863		23.104		27.362	137	
3	1:34.861	48.356		21.808		24.697	162	212	10	1:35.398	49.041		21.768		24.589	163	207
4	1:41.921	48.755		24.633		28.533	163	212	11	1:33.725	48.108		21.360		24.257	161	214
5	1:33.887	48.224		21.212		24.451	161	212	12	1:33.548	48.112		21.141		24.295	160	213
6	1:33.811	47.886		21.441		24.484	160	213	13	1:33.175	47.688		21.109		24.378	159	213
7	1:41.858	49.744		23.591		28.523		212	14	1:49.859	55.020		23.703		31.136		212



ADAC GT Masters

Lap analysis Qualifying 2



Provisional

Sachsenring, Length: 3645 m

Air temperature: 18.3°C

Track temperature: 20.2°C

Weather condition: Wet

DMSB Reg. Nr.: 278/14
Deutscher Motor Sport Bund e.V.

Friday 19.9.2014 17:35

Lap	Time	SE1	SP1	SE2	SP2	SE3	SP3	TSP	Lap	Time	SE1	SP1	SE2	SP2	SE3	SP3	TSP
8 Robert Renauer, DEU/ Dominik Schwager, DEU									theoretical besttime: 1:32.763								
1	2:03.577	1:07.020		29.739		26.818	154		8	1:46.644	47.727		25.870		33.047		213
2	1:38.729	50.741		22.689		25.299	161	209	9	4:45.595	3:59.696		21.772		24.127	162	
3	1:35.594	48.889		21.944		24.761	162	212	10	1:33.019	47.675		21.089		24.255	162	213
4	1:34.443	48.004		21.738		24.701	161	213	11	1:32.901	47.547		21.140		24.214	162	214
5	1:38.589	52.311		21.696		24.582	161	214	12	1:33.304	47.784		21.248		24.272	161	214
6	1:33.083	47.563		21.231		24.289	162	213	13	1:33.295	47.717		21.166		24.412	161	214
7	1:41.253	47.850		22.499		30.904	160	214	14	1:39.468	47.869		21.310		30.289		214

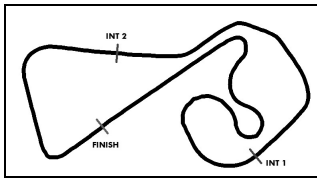
9 Dominic Jöst, DEU/ Florian Scholze, DEU									theoretical besttime: 1:33.990								
1	2:15.107	1:22.606		24.123		28.378	161		8	6:35.048	5:48.923		21.628		24.497	161	
2	1:39.714	50.245		23.091		26.378	159	212	9	1:34.241	48.513		21.266		24.462	161	213
3	1:36.919	49.720		22.237		24.962	162	211	10	1:33.991	48.331		21.262		24.398	161	213
4	1:35.841	48.921		21.924		24.996	162	214	11	1:35.430	48.960		21.559		24.911	160	214
5	1:35.540	49.052		21.618		24.870	161	214	12	1:35.203	48.330		21.936		24.937	159	213
6	1:35.542	48.567		22.016		24.959	161	213	13	1:46.296	52.946		23.725		29.625		212
7	1:47.771	50.550		27.312		29.909		213									

10 Kelvin van der Linde, ZAF/ Rene Rast, DEU									theoretical besttime: 1:32.115								
1	1:49.789	1:00.344		23.997		25.448	160		8	1:32.406	47.407		20.938		24.061	160	211
2	1:35.498	48.531		22.163		24.804	160	210	9	1:35.769	47.388		22.439		25.942	159	212
3	1:42.126	48.297		21.927		31.902	158	211	10	1:32.261	47.209		20.883		24.169	160	212
4	1:34.324	48.019		21.564		24.741	160	210	11	2:06.726	47.547		32.298		46.881	161	212
5	1:37.895	48.101		21.739		28.055		212	12	1:32.418	47.494		20.901		24.023	158	213
6	4:05.014	3:02.038		27.315		35.661			13	1:53.754	51.846		24.791		37.117		211
7	5:09.614	4:19.328		22.096		28.190	161										

11 Fabian Hamprecht, DEU/ Nicki Thiim, DNK									theoretical besttime: 1:31.613								
1	1:42.617	54.334		23.301		24.982	159		8	1:31.830	47.376		20.694		23.760	159	210
2	1:35.693	48.427		22.390		24.876	157	209	9	1:31.821	47.159		20.858		23.804	160	211
3	1:33.990	48.041		21.519		24.430	157	209	10	1:32.033	47.272		20.771		23.990	157	212
4	1:34.005	47.783		21.504		24.718	160	210	11	1:32.529	47.439		20.977		24.113	158	210
5	1:48.860	51.903		25.630		31.327		212	12	1:32.440	47.544		20.986		23.910	160	212
6	5:05.788	3:45.664		38.805		41.319			13	1:39.224	47.540		21.775		29.909		212
7	3:38.103	2:51.451		22.453		24.199	160										

13 David Jahn, DEU/ Sven Barth, DEU									theoretical besttime: 1:34.310								
1	6:24.533	5:34.992		23.648		25.893	159		7	1:38.768	49.000		21.734		28.034		215
2	1:36.740	48.843		22.398		25.499	158	216	8	3:16.733	2:29.335		21.735		25.663	161	
3	1:36.328	48.986		21.704		25.638	159	216	9	1:34.332	48.012		21.377		24.943	156	217
4	1:36.476	49.158		22.004		25.314	158	217	10	1:34.633	48.237		21.380		25.016	159	216
5	1:35.931	49.197		21.636		25.098	155	217	11	1:34.430	48.122		21.387		24.921	158	217
6	1:35.999	49.180		21.698		25.121	155	215	12	1:39.023	48.452		21.604		28.967		217

14 Florian Spengler, DEU/ Christopher Brück, DEU									theoretical besttime: 1:35.291								
1	3:01.247	2:11.212		24.068		25.967	157		9	1:36.552	49.045		22.115		25.392	157	214
2	1:40.441	50.659		23.725		26.057	158	213	10	1:36.214	49.363		21.995		24.856	159	215
3	1:39.731	50.686		23.268		25.777	159	212	11	1:40.763	49.380		22.070		29.313		215
4	1:37.860	49.919		22.698		25.243	160	215	12	2:31.130	1:44.180		22.151		24.799	161	
5	1:36.980	49.548		22.329		25.103	159	215	13	1:35.756	48.818		21.787		25.151	158	218
6	1:38.054	49.770		22.542		25.742	157	215	14	1:35.626	48.705		21.856		25.065	160	215
7	1:37.635	50.010		22.464		25.161	156	212	15	1:49.447	54.311		23.626		31.510		211
8	1:36.562	49.363		22.095		25.104	156	215									



ADAC GT Masters

Lap analysis Qualifying 2



Provisional

Sachsenring, Length: 3645 m

Air temperature: 18.3°C

Track temperature: 20.2°C

Weather condition: Wet

DMSB Reg. Nr.: 278/14
Deutscher Motor Sport Bund e.V.

Friday 19.9.2014 17:35

Lap	Time	SE1	SP1	SE2	SP2	SE3	SP3	TSP	Lap	Time	SE1	SP1	SE2	SP2	SE3	SP3	TSP
16 Philip Geipel, DEU/ Markus Winkelhock, DEU									theoretical besttime: 1:32.600								
1	3:47.164	2:57.033		24.285		25.846	158		8	4:09.429	3:20.863		21.198		27.368	160	
2	1:35.236	48.661		21.655		24.920	157	212	9	1:33.056	47.641		20.949		24.466	158	213
3	1:34.285	48.079		21.373		24.833	158	211	10	1:36.175	48.669		22.631		24.875	160	212
4	1:57.025	57.367		28.177		31.481	160	213	11	1:32.870	47.578		20.987		24.305	160	214
5	1:33.019	47.416		21.198		24.405	162	214	12	2:01.709	50.460		35.324		35.925	161	212
6	1:33.725	47.795		21.142		24.788	162	214	13	1:32.732	47.445		21.052		24.235	161	212
7	1:41.553	49.644		22.405		29.504		213	14	1:47.332	52.115		23.035		32.182		212

17 Remo Lips, CHE/ Lennart Marioneck, DEU									theoretical besttime: 1:35.619								
1	9:15.110	8:26.745		22.399		25.966	159		7	1:36.242	49.010		22.048		25.184	162	218
2	1:37.864	49.530		22.427		25.907	154	217	8	1:49.948	59.896		24.377		25.675	164	220
3	1:37.592	49.991		22.020		25.581	160	215	9	1:36.316	49.180		21.824		25.312	164	220
4	1:37.074	49.378		22.045		25.651	159	217	10	1:36.704	49.550		22.008		25.146	164	220
5	1:36.263	49.148		21.888		25.227	162	217	11	1:36.618	49.397		22.169		25.052	163	220
6	1:35.619	48.973		21.618		25.028	161	219	12	1:57.316	56.473		26.754		34.089		174

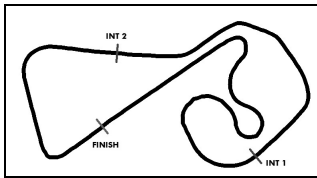
18 Toni Seiler, CHE/ Sebastiaan Bleekemolen, NLD									theoretical besttime: 1:34.763								
1	6:13.661	5:23.870		23.805		25.986	159		7	1:45.396	48.791		25.501		31.104	155	216
2	1:35.949	48.954		22.162		24.833	157	216	8	1:41.400	48.745		22.140		30.515		217
3	1:36.047	49.290		21.907		24.850	157	216	9	3:31.318	2:27.300		29.264		34.754		
4	1:35.523	48.831		21.888		24.804	160	216	10	2:55.616	2:08.000		22.170		25.446	159	
5	1:44.315	48.552		24.952		30.811	161	218	11	1:35.417	49.026		21.632		24.759	157	218
6	1:35.135	48.536		22.004		24.595	158	218	12	1:56.087	54.969		24.777		36.341		178

19 Claudia Hürtgen, DEU/ Dominik Baumann, AUT									theoretical besttime: 1:32.713								
1	2:23.280	1:31.336		26.340		25.604	158		8	3:12.388	2:13.921		26.895		31.572		
2	1:34.662	48.346		21.285		25.031	160	210	9	2:50.344	2:01.427		21.629		27.288	159	
3	1:34.292	48.183		21.216		24.893	158	211	10	1:33.016	47.905		20.707		24.404	161	212
4	1:44.370	55.922		23.716		24.732	160	212	11	1:32.944	47.602		20.934		24.408	162	212
5	1:33.558	47.645		21.127		24.786	160	212	12	1:33.003	47.803		20.790		24.410	162	213
6	1:33.367	47.710		20.899		24.758	162	213	13	1:39.141	48.063		21.607		29.471		212
7	1:36.797	48.147		21.008		27.642		212									

20 Max Sandritter, DEU/ Jens Klingmann, DEU									theoretical besttime: 1:32.887								
1	2:18.835	1:28.576		21.697		28.562	151		7	3:34.184	2:35.572		26.368		32.244		
2	1:43.564	48.555		21.859		33.150	157	206	8	4:12.442	3:27.006		21.136		24.300	157	
3	1:34.662	48.050		21.541		25.071	157	209	9	1:33.126	47.868		20.954		24.304	156	210
4	1:34.582	48.015		21.567		25.000	156	210	10	1:33.019	47.633		20.982		24.404	158	210
5	1:34.170	48.072		21.383		24.715	156	209	11	1:33.442	47.873		21.112		24.457	158	209
6	1:41.011	47.877		21.328		31.806		208	12	1:40.800	47.963		21.171		31.666		212

21 Alon Day, ISR/ Luca Ludwig, DEU									theoretical besttime: 1:33.348								
1	11:21.480	10:28.260		27.292		25.928	160		7	1:41.773	48.027		21.009		32.737	162	217
2	1:34.634	48.379		21.510		24.745	161	216	8	1:33.567	48.007		20.886		24.674	158	217
3	1:34.351	48.543		21.109		24.699	157	217	9	1:34.249	48.084		21.154		25.011	161	216
4	1:34.146	48.174		21.175		24.797	158	215	10	1:33.830	48.123		20.956		24.751	160	218
5	1:33.427	47.866		20.965		24.596	157	215	11	2:00.338	1:00.043		27.026		33.269		166
6	1:34.960	47.929		21.060		25.971	162	216									

22 Nico Bastian, DEU/ Jaime Alguersuari, ESP									theoretical besttime: 1:32.755								
1	2:11.540	1:20.107		23.354		28.079	159		8	4:33.750	3:37.136		25.413		31.201		
2	1:37.528	49.991		22.478		25.059	161	212	9	2:47.125	1:59.342		21.178		26.605	159	
3	1:40.755	48.682		21.647		30.426	161	215	10	1:33.611	47.779		21.072		24.760	159	215
4	1:34.295	48.086		21.291		24.918	160	214	11	1:46.249	48.214		22.784		35.251	157	216
5	1:33.720	48.198		21.020		24.502	159	215	12	1:33.340	48.198		20.949		24.193	160	215
6	1:34.260	48.290		21.022		24.948	158	215	13	1:33.359	48.050		20.783		24.526	156	216
7	1:44.031	53.982		22.065		27.984		215	14	1:57.657	57.155		25.207		35.295		171



ADAC GT Masters

Lap analysis Qualifying 2

Provisional



Sachsenring, Length: 3645 m

Air temperature: 18.3°C

Track temperature: 20.2°C

Weather condition: Wet

DMSB Reg. Nr.: 278/14
Deutscher Motor Sport Bund e.V.

Friday 19.9.2014 17:35

Lap	Time	SE1	SP1	SE2	SP2	SE3	SP3	TSP	Lap	Time	SE1	SP1	SE2	SP2	SE3	SP3	TSP
-----	------	-----	-----	-----	-----	-----	-----	-----	-----	------	-----	-----	-----	-----	-----	-----	-----

23 Maro Engel, DEU/ Jan Seyffarth, DEU

theoretical besttime: 1:32.990

1	3:51.025	3:01.879		23.166		25.980	156		8	1:32.999	47.708		21.047		24.244	155	212
2	1:35.097	48.208		21.947		24.942	156	212	9	1:43.643	47.839		25.497		30.307	158	214
3	1:33.885	47.772		21.330		24.783	157	213	10	1:33.141	47.699		21.077		24.365	156	214
4	1:33.904	47.808		21.377		24.719	157	214	11	1:39.824	47.919		24.022		27.883	158	214
5	1:34.521	47.901		21.442		25.178	159	214	12	1:33.420	47.861		21.138		24.421	153	215
6	1:38.276	48.076		22.063		28.137		215	13	1:54.568	54.811		26.387		33.370		196
7	5:41.272	4:52.706		23.247		25.319	154										

24 Albert von Thurn und Taxis, DEU/ Tomas Enge, CZE

theoretical besttime: 1:36.071

1	15:33.241	14:43.821		22.833		26.587	153		5	1:37.098	49.264		21.959		25.875	156	220
2	1:36.340	49.034		21.983		25.323	158	217	6	1:53.716	49.528		33.625		30.563	158	221
3	1:36.933	49.782		21.856		25.295	159	220	7	1:40.511	49.310		21.982		29.219		222
4	1:36.194	49.096		21.742		25.356	157	221									

27 Luca Stolz, DEU/ Maximilian Götz, DEU

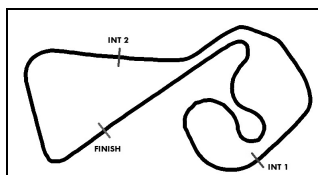
theoretical besttime: 1:32.852

1	11:00.106	10:10.455		21.785		27.866	163		6	1:51.857	57.202		27.987		26.668	162	165
2	1:42.520	48.364		21.663		32.493	163	216	7	1:33.408	47.960		21.026		24.422	160	216
3	1:32.928	47.833		20.823		24.272	161	216	8	1:33.621	48.207		20.907		24.507	152	216
4	1:33.063	47.757		20.877		24.429	161	215	9	1:45.371	48.885		27.935		28.551	163	214
5	1:52.621	53.415		26.615		32.591	123	216									

100 Florian Stoll, DEU/ Daniel Dobitsch, AUT

theoretical besttime: 1:32.123

1	1:58.773	1:08.332		24.799		25.642	156		8	3:31.001	2:43.899		22.415		24.687	158	
2	1:36.832	49.419		22.430		24.983	159	207	9	1:32.155	47.323		20.923		23.909	159	210
3	1:35.367	48.333		21.969		25.065	159	211	10	1:32.728	47.487		20.891		24.350	158	212
4	1:40.952	49.012		24.760		27.180	159	212	11	1:36.892	47.942		21.948		27.002	159	212
5	1:34.727	48.133		21.647		24.947	158	212	12	1:40.973	52.353		23.506		25.114	159	203
6	1:46.541	51.381		24.557		30.603		212	13	1:47.035	47.895		23.882		35.258		211
7	3:16.155	2:15.526		27.572		33.057											



ADAC GT Masters

Vmax list Qualifying 2

Provisional



Sachsenring, Length: 3645 m

Air temperature: 18.3°C

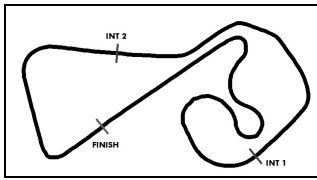
Track temperature: 20.2°C

Weather condition: Wet

DMSB Reg. Nr.: 278/14
Deutscher Motor Sport Bund e.V.

Friday 19.9.2014 17:35

Nr	Team, Car, Driver, Nat	Top speed
24	Reiter Engineering, Chevrolet Camaro GT von Thurn und Taxis Albert , DEU Enge Tomas , CZE	221,68 km/h
1	Callaway Competition, Corvette Z06.R GT3 Wirth Andreas , DEU Keilwitz Daniel , DEU	220,45 km/h
17	Callaway Competition, Corvette Z06.R GT3 Lips Remo , CHE Marioneck Lennart , DEU	220,41 km/h
2	Callaway Competition, Corvette Z06.R GT3 Assenheimer Patrick , DEU Alessi Diego , ITA	219,56 km/h
18	Callaway Competition, Corvette Z06.R GT3 Seiler Toni , CHE Bleekemolen Sebastiaan , NLD	218,40 km/h
14	MRS GT-Racing, McLaren MP4-12C GT3 Spengler Florian , DEU Brück Christopher , DEU	218,01 km/h
21	BKK Mobil Oil Zakspeed, Mercedes-Benz SLS AMG GT3 Day Alon , ISR Ludwig Luca , DEU	217,70 km/h
27	H.T.P. Motorsport, Mercedes-Benz SLS AMG GT3 Stolz Luca , DEU Götz Maximilian , DEU	217,52 km/h
13	RWT Racing Team, Corvette Z06.R GT3 Jahn David , DEU Barth Sven , DEU	217,30 km/h
22	ROWE Racing, Mercedes-Benz SLS AMG GT3 Bastian Nico , DEU Alguersuari Jaime , ESP	216,30 km/h
23	ROWE Racing, Mercedes-Benz SLS AMG GT3 Engel Maro , DEU Seyffarth Jan , DEU	215,18 km/h
3	GW IT Racing Team Schütz Motorsport, Porsche 911 GT3 R Engelhart Christian , DEU van Lagen Jaap , NLD	214,93 km/h
8	TONINO Team Herberth, Porsche 911 GT3 R Renauer Robert , DEU Schwager Dominik , DEU	214,29 km/h
6	Farnbacher Racing, Porsche 911 GT3 R Frommenwiler Philipp , CHE Asch Sebastian , DEU	214,16 km/h



ADAC GT Masters

Vmax list Qualifying 2

Provisional



Sachsenring, Length: 3645 m

Air temperature: 18.3°C

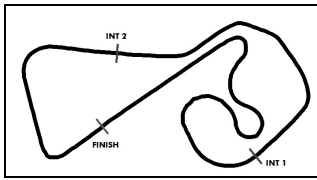
Track temperature: 20.2°C

Weather condition: Wet

DMSB Reg. Nr.: 278/14
Deutscher Motorsport Bund e.V.

Friday 19.9.2014 17:35

Nr	Team, Car, Driver, Nat	Top speed
16	YACO Racing, Audi R8 LMS ultra Geipel Philip , DEU Winkelhock Markus , DEU	214,12 km/h
7	TONINO Team Herberth, Porsche 911 GT3 R Handlos Herbert , AUT Renauer Alfred , DEU	213,82 km/h
9	TONINO Team Herberth, Porsche 911 GT3 R Jöst Dominic , DEU Scholze Florian , DEU	213,82 km/h
19	PIXUM Team Schubert, BMW Z4 GT3 Hürtgen Claudia , DEU Baumann Dominik , AUT	213,31 km/h
10	Prosperia C. Abt Racing, Audi R8 LMS ultra van der Linde Kelvin , ZAF Rast Rene , DEU	213,02 km/h
4	GW IT Racing Team Schütz Motorsport, Porsche 911 GT3 R Nathan Wolf , NLD Wossos Antonios , GRC	212,35 km/h
100	kfzteile24 APR Motorsport, Audi R8 LMS ultra Stoll Florian , DEU Dobitsch Daniel , AUT	212,26 km/h
11	Prosperia C. Abt Racing, Audi R8 LMS ultra Hamprecht Fabian , DEU Thiim Nicki , DNK	212,01 km/h
5	Farnbacher Racing, Porsche 911 GT3 R Lukas Robert , POL Morcom Nathan , AUS	211,89 km/h
20	PIXUM Team Schubert, BMW Z4 GT3 Sandritter Max , DEU Klingmann Jens , DEU	211,64 km/h



ADAC GT Masters

Start Grid Race 2



Provisional

Sachsenring, Length: 3645 m

Air temperature: 15.2°C

Track temperature: 15.0°C

Weather condition: Dry

DMSB Reg. Nr.: 278/14
Deutscher Motor Sport Bund e.V.

Sunday 21.9.2014 12:00

100	kfzteile24 APR Motorsport Florian Stoll/ Daniel Dobitsch*	1:32.155
3	GW IT Racing Team Schütz Motors Christian Engelhart/ Jaap van Lagen*	1:32.516
16	YACO Racing Philip Geipel/ Markus Winkelhock*	1:32.732
27	H.T.P. Motorsport Luca Stolz/ Maximilian Götz*	1:32.928
23	ROWE Racing Maro Engel/ Jan Seyffarth*	1:32.999
7	TONINO Team Herberth Herbert Handlos/ Alfred Renauer*	1:33.175
21	BKK Mobil Oil Zakspeed Alon Day/ Luca Ludwig*	1:33.427
1	Callaway Competition Andreas Wirth/ Daniel Keilwitz*	1:34.005
5	Farnbacher Racing Robert Lukas/ Nathan Morcom*	1:34.717
17	Callaway Competition Remo Lips/ Lennart Marioneck*	1:35.619
2	Callaway Competition Patrick Assenheimer/ Diego Alessi*	1:35.649
4	GW IT Racing Team Schütz Motors Wolf Nathan/ Antonios Wossos*	1:36.212

1
2
3
4
5
6
7
8
9
10
11
12

POLE POSITION

11	Prosperia C. Abt Racing Fabian Hamprecht/ Nicki Thiim*	1:31.821
10	Prosperia C. Abt Racing Kelvin van der Linde/ Rene Rast*	1:32.261
6	Farnbacher Racing Philipp Frommenwiler/ Sebastian Asch*	1:32.541
8	TONINO Team Herberth Robert Renauer/ Dominik Schwager*	1:32.901
19	PIXUM Team Schubert Claudia Hürtgen/ Dominik Baumann*	1:32.944
20	PIXUM Team Schubert Max Sandritter/ Jens Klingmann*	1:33.019
22	ROWE Racing Nico Bastian/ Jaime Alguersuari*	1:33.340
9	TONINO Team Herberth Dominic Jöst/ Florian Scholze*	1:33.991
13	RWT Racing Team David Jahn/ Sven Barth*	1:34.332
18	Callaway Competition Toni Seiler/ Sebastiaan Bleekemolen*	1:35.135
14	MRS GT-Racing Florian Spengler/ Christopher Brück*	1:35.626
24	Reiter Engineering Albert von Thurn und Taxis/ Tomas Enge*	1:36.194

* Marks the starting driver

Publications Time:

Clerk of the course:

Time Keeping: