



# ADAC GT Masters

## Result List Qualifying 1



Provisional

Sachsenring, Length: 3645 m

Air temperature: 19.0°C

Track temperature: 21.9°C

Weather condition: Wet

**DMSB** Reg. Nr.: 278/14  
Deutscher Motor Sport Bund e.V.

Friday 19.9.2014 17:00

started : 24      classified : 24      not classified : 0

|    | Drivers                         | Team                            | Car                       | Lap | Best Time       | Gap   | Diff  | Kph   | Day Time |
|----|---------------------------------|---------------------------------|---------------------------|-----|-----------------|-------|-------|-------|----------|
| 1  | 10 K.van der Linde/R.Rast       | Prosperia C. Abt Racing         | Audi R8 LMS ultra         | 4   | <b>1:21.100</b> |       |       | 161,8 | 17:05:41 |
| 2  | 8 R.Renauer/D.Schwager          | TONINO Team Herberth            | Porsche 911 GT3 R         | 4   | <b>1:21.329</b> | 0.229 | 0.229 | 161,3 | 17:05:48 |
| 3  | 3 C.Engelhart/J.van Lagen       | GW IT Racing Team Schütz Motors | Porsche 911 GT3 R         | 5   | <b>1:21.526</b> | 0.426 | 0.197 | 161,0 | 17:08:09 |
| 4  | 16 P.Geipel/M.Winkelhock        | YACO Racing                     | Audi R8 LMS ultra         | 5   | <b>1:21.812</b> | 0.712 | 0.286 | 160,4 | 17:08:00 |
| 5  | 27 L.Stolz/M.Götz               | H.T.P. Motorsport               | Mercedes-Benz SLS AMG GT3 | 4   | <b>1:21.817</b> | 0.717 | 0.005 | 160,4 | 17:05:49 |
| 6  | 19 C.Hürtgen/D.Baumann          | PIXUM Team Schubert             | BMW Z4 GT3                | 5   | <b>1:21.906</b> | 0.806 | 0.089 | 160,2 | 17:07:53 |
| 7  | 6 P.Frommewiler/S.Asch          | Farnbacher Racing               | Porsche 911 GT3 R         | 3   | <b>1:21.914</b> | 0.814 | 0.008 | 160,2 | 17:04:33 |
| 8  | 11 F.Hamprecht/N.Thiim          | Prosperia C. Abt Racing         | Audi R8 LMS ultra         | 3   | <b>1:21.943</b> | 0.843 | 0.029 | 160,1 | 17:04:22 |
| 9  | 21 A.Day/L.Ludwig               | BKK Mobil Oil Zakspeed          | Mercedes-Benz SLS AMG GT3 | 4   | <b>1:22.021</b> | 0.921 | 0.078 | 160,0 | 17:05:46 |
| 10 | 20 M.Sandritter/J.Klingmann     | PIXUM Team Schubert             | BMW Z4 GT3                | 6   | <b>1:22.200</b> | 1.100 | 0.179 | 159,6 | 17:08:52 |
| 11 | 100 F.Stoll/D.Dobitsch          | kfzteile24 APR Motorsport       | Audi R8 LMS ultra         | 5   | <b>1:22.212</b> | 1.112 | 0.012 | 159,6 | 17:07:17 |
| 12 | 22 N.Bastian/J.Alguersuari      | ROWE Racing                     | Mercedes-Benz SLS AMG GT3 | 4   | <b>1:22.335</b> | 1.235 | 0.123 | 159,4 | 17:06:22 |
| 13 | 23 M.Engel/J.Seyffarth          | ROWE Racing                     | Mercedes-Benz SLS AMG GT3 | 4   | <b>1:22.401</b> | 1.301 | 0.066 | 159,2 | 17:06:04 |
| 14 | 9 D.Jöst(*G*)/F.Scholze(*G*)    | TONINO Team Herberth            | Porsche 911 GT3 R         | 5   | <b>1:22.832</b> | 1.732 | 0.431 | 158,4 | 17:07:49 |
| 15 | 14 F.Spengler/C.Brück           | MRS GT-Racing                   | McLaren MP4-12C GT3       | 4   | <b>1:22.907</b> | 1.807 | 0.075 | 158,3 | 17:06:24 |
| 16 | 13 D.Jahn/S.Barth               | RWT Racing Team                 | Corvette Z06.R GT3        | 5   | <b>1:22.909</b> | 1.809 | 0.002 | 158,3 | 17:07:34 |
| 17 | 1 A.Wirth/D.Keilwitz            | Callaway Competition            | Corvette Z06.R GT3        | 3   | <b>1:22.950</b> | 1.850 | 0.041 | 158,2 | 17:04:46 |
| 18 | 24 A.von Thurn und Taxis/T.Enge | Reiter Engineering              | Chevrolet Camaro GT       | 4   | <b>1:22.955</b> | 1.855 | 0.005 | 158,2 | 17:06:01 |
| 19 | 2 P.Assenheimer/D.Alessi        | Callaway Competition            | Corvette Z06.R GT3        | 5   | <b>1:23.252</b> | 2.152 | 0.297 | 157,6 | 17:07:42 |
| 20 | 17 R.Lips(*G*)/L.Marionek       | Callaway Competition            | Corvette Z06.R GT3        | 5   | <b>1:23.436</b> | 2.336 | 0.184 | 157,3 | 17:07:37 |
| 21 | 7 H.Handlos(*G*)/A.Renauer      | TONINO Team Herberth            | Porsche 911 GT3 R         | 3   | <b>1:23.601</b> | 2.501 | 0.165 | 157,0 | 17:04:30 |
| 22 | 18 T.Seiler(*G*)/S.Bleekemolen  | Callaway Competition            | Corvette Z06.R GT3        | 5   | <b>1:23.808</b> | 2.708 | 0.207 | 156,6 | 17:07:47 |
| 23 | 4 W.Nathan(*G*)/A.Wossos(*G*)   | GW IT Racing Team Schütz Motors | Porsche 911 GT3 R         | 2   | <b>1:24.019</b> | 2.919 | 0.211 | 156,2 | 17:03:56 |
| 24 | 5 R.Lukas/N.Morcom              | Farnbacher Racing               | Porsche 911 GT3 R         | 3   | <b>1:26.186</b> | 5.086 | 2.167 | 152,3 | 17:04:52 |

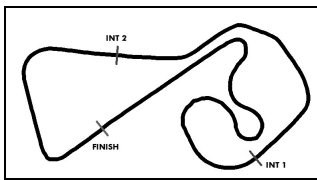
(\*G\*) marks the gentlemen driver

**Subject to final scrutineering!**

Publications Time:

Clerk of the course:

Time Keeping:



# ADAC GT Masters

## Lap analysis Qualifying 1



Provisional

Sachsenring, Length: 3645 m

Air temperature: 19.0°C

Track temperature: 21.9°C

Weather condition: Wet

**DMSB** Reg. Nr.: 278/14  
Deutscher Motor Sport Bund e.V.

Friday 19.9.2014 17:00

| Lap      | Time                                     | SE1      | SP1 | SE2           | SP2 | SE3           | SP3        | TSP | Lap                                   | Time     | SE1           | SP1 | SE2    | SP2 | SE3    | SP3 | TSP        |
|----------|--|----------|-----|---------------|-----|---------------|------------|-----|---------------------------------------|----------|---------------|-----|--------|-----|--------|-----|------------|
| <b>1</b> | Andreas Wirth, DEU/ Daniel Keilwitz, DEU |          |     |               |     |               |            |     | <b>theoretical besttime: 1:22.692</b> |          |               |     |        |     |        |     |            |
| 1        | 1:57.202                                 | 1:12.001 |     | 20.886        |     | 24.315        | 171        |     | 5                                     | 1:23.020 | <b>42.331</b> |     | 18.801 |     | 21.888 | 172 | 225        |
| 2        | 1:26.674                                 | 43.554   |     | 19.553        |     | 23.567        | <b>173</b> | 224 | 6                                     | 1:34.458 | 44.803        |     | 20.564 |     | 29.091 |     | <b>226</b> |
| 3        | <b>1:22.950</b>                          | 42.497   |     | <b>18.670</b> |     | 21.783        | 169        | 226 | 7                                     | 8:49.644 | 7:55.211      |     | 21.212 |     | 33.221 |     |            |
| 4        | 1:22.953                                 | 42.579   |     | 18.683        |     | <b>21.691</b> | 172        | 226 |                                       |          |               |     |        |     |        |     |            |

|          |   |          |  |        |  |        |            |            |                                       |                 |               |  |               |  |               |     |     |
|----------|---|----------|--|--------|--|--------|------------|------------|---------------------------------------|-----------------|---------------|--|---------------|--|---------------|-----|-----|
| <b>2</b> | Patrick Assenheimer, DEU/ Diego Alessi, ITA |          |  |        |  |        |            |            | <b>theoretical besttime: 1:23.092</b> |                 |               |  |               |  |               |     |     |
| 1        | 1:59.110                                    | 1:13.938 |  | 20.509 |  | 24.663 | 157        |            | <b>5</b>                              | <b>1:23.252</b> | 42.732        |  | 18.631        |  | <b>21.889</b> | 167 | 222 |
| 2        | 1:27.521                                    | 45.121   |  | 19.147 |  | 23.253 | <b>169</b> | 219        | 6                                     | 1:28.160        | <b>42.626</b> |  | <b>18.577</b> |  | 26.957        |     | 225 |
| 3        | 1:28.324                                    | 45.774   |  | 19.369 |  | 23.181 | 164        | <b>226</b> | 7                                     | 8:47.823        | 7:52.747      |  | 21.125        |  | 33.951        |     |     |
| 4        | 1:24.215                                    | 42.805   |  | 18.938 |  | 22.472 | 166        | 221        |                                       |                 |               |  |               |  |               |     |     |

|          |   |          |  |               |  |               |            |     |                                       |                 |               |  |        |  |        |     |            |
|----------|---|----------|--|---------------|--|---------------|------------|-----|---------------------------------------|-----------------|---------------|--|--------|--|--------|-----|------------|
| <b>3</b> | Christian Engelhart, DEU/ Jaap van Lagen, NLD |          |  |               |  |               |            |     | <b>theoretical besttime: 1:21.413</b> |                 |               |  |        |  |        |     |            |
| 1        | 2:32.044                                      | 1:41.695 |  | 20.328        |  | 30.021        | 169        |     | 4                                     | 1:22.161        | <b>41.848</b> |  | 18.565 |  | 21.748 | 168 | <b>222</b> |
| 2        | 1:21.860                                      | 42.295   |  | <b>18.207</b> |  | <b>21.358</b> | 168        | 220 | <b>5</b>                              | <b>1:21.526</b> | 41.851        |  | 18.300 |  | 21.375 | 167 | 221        |
| 3        | 1:31.443                                      | 42.389   |  | 18.786        |  | 30.268        | <b>170</b> | 221 | 6                                     | 1:30.993        | 41.866        |  | 19.543 |  | 29.584 |     | 221        |

|          |  |               |  |               |  |               |            |     |                                       |          |        |  |        |  |        |     |            |
|----------|--|---------------|--|---------------|--|---------------|------------|-----|---------------------------------------|----------|--------|--|--------|--|--------|-----|------------|
| <b>4</b> | Wolf Nathan, NLD/ Antonios Wossos, GRC |               |  |               |  |               |            |     | <b>theoretical besttime: 1:23.691</b> |          |        |  |        |  |        |     |            |
| 1        | 2:32.881                               | 1:47.223      |  | 20.483        |  | 25.175        | 163        |     | 4                                     | 1:24.196 | 42.956 |  | 19.128 |  | 22.112 | 164 | <b>219</b> |
| 2        | <b>1:24.019</b>                        | 43.247        |  | <b>19.088</b> |  | <b>21.684</b> | 166        | 217 | 5                                     | 1:25.087 | 43.199 |  | 19.729 |  | 22.159 | 165 | 218        |
| 3        | 1:29.016                               | <b>42.919</b> |  | 19.253        |  | 26.844        | <b>167</b> | 219 | 6                                     | 1:43.234 | 43.317 |  | 24.648 |  | 35.269 |     | 219        |

|          |                                       |               |  |               |  |        |            |            |                                       |          |          |  |        |  |               |     |     |
|----------|---------------------------------------|---------------|--|---------------|--|--------|------------|------------|---------------------------------------|----------|----------|--|--------|--|---------------|-----|-----|
| <b>5</b> | Robert Lukas, POL/ Nathan Morcom, AUS |               |  |               |  |        |            |            | <b>theoretical besttime: 1:22.878</b> |          |          |  |        |  |               |     |     |
| 1        | 1:54.275                              | 1:07.157      |  | 22.207        |  | 24.911 | 165        |            | 5                                     | 1:26.915 | 45.582   |  | 19.199 |  | <b>22.134</b> | 163 | 196 |
| 2        | 1:31.810                              | 44.570        |  | 20.306        |  | 26.934 | <b>168</b> | 217        | 6                                     | 1:28.215 | 42.508   |  | 18.486 |  | 27.221        |     | 216 |
| 3        | <b>1:26.186</b>                       | 43.649        |  | 19.639        |  | 22.898 | 165        | <b>218</b> | 7                                     | 8:24.865 | 7:30.924 |  | 21.249 |  | 32.692        |     |     |
| 4        | 1:39.149                              | <b>42.301</b> |  | <b>18.443</b> |  | 38.405 | 102        | 217        |                                       |          |          |  |        |  |               |     |     |

|          |  |          |  |               |  |               |            |            |                                       |          |               |  |        |  |        |     |     |
|----------|--|----------|--|---------------|--|---------------|------------|------------|---------------------------------------|----------|---------------|--|--------|--|--------|-----|-----|
| <b>6</b> | Philipp Frommenwiler, CHE/ Sebastian Asch, DEU |          |  |               |  |               |            |            | <b>theoretical besttime: 1:21.686</b> |          |               |  |        |  |        |     |     |
| 1        | 1:49.090                                       | 1:01.464 |  | 20.409        |  | 27.217        | <b>168</b> |            | 5                                     | 1:30.672 | <b>42.026</b> |  | 24.449 |  | 24.197 | 166 | 219 |
| 2        | 1:22.709                                       | 42.690   |  | 18.711        |  | <b>21.308</b> | 167        | 219        | 6                                     | 1:26.213 | 42.051        |  | 18.373 |  | 25.789 |     | 221 |
| 3        | <b>1:21.914</b>                                | 42.095   |  | <b>18.352</b> |  | 21.467        | 168        | <b>221</b> | 7                                     | 8:47.690 | 7:56.486      |  | 20.499 |  | 30.705 |     |     |
| 4        | 1:27.266                                       | 43.647   |  | 21.029        |  | 22.590        | 167        | 221        |                                       |          |               |  |        |  |        |     |     |

|          |   |               |  |               |  |               |            |            |                                       |          |          |  |        |  |        |     |     |
|----------|---|---------------|--|---------------|--|---------------|------------|------------|---------------------------------------|----------|----------|--|--------|--|--------|-----|-----|
| <b>7</b> | Herbert Handlos, AUT/ Alfred Renauer, DEU |               |  |               |  |               |            |            | <b>theoretical besttime: 1:23.095</b> |          |          |  |        |  |        |     |     |
| 1        | 1:43.169                                  | 56.723        |  | 19.950        |  | 26.496        | 165        |            | 5                                     | 1:23.607 | 42.914   |  | 18.830 |  | 21.863 | 163 | 217 |
| 2        | 1:23.808                                  | 43.357        |  | <b>18.685</b> |  | <b>21.766</b> | 166        | 217        | 6                                     | 1:33.704 | 45.514   |  | 22.301 |  | 25.889 | 160 | 214 |
| 3        | <b>1:23.601</b>                           | <b>42.644</b> |  | 18.987        |  | 21.970        | 164        | <b>218</b> | 7                                     | 1:45.946 | 46.433   |  | 20.638 |  | 38.875 |     | 216 |
| 4        | 1:25.766                                  | 43.352        |  | 20.490        |  | 21.924        | <b>167</b> | 218        | 8                                     | 7:26.061 | 6:33.813 |  | 20.510 |  | 31.738 |     |     |

|          |  |               |  |        |  |               |            |     |                                       |          |        |  |               |  |        |     |            |
|----------|--|---------------|--|--------|--|---------------|------------|-----|---------------------------------------|----------|--------|--|---------------|--|--------|-----|------------|
| <b>8</b> | Robert Renauer, DEU/ Dominik Schwager, DEU |               |  |        |  |               |            |     | <b>theoretical besttime: 1:21.258</b> |          |        |  |               |  |        |     |            |
| 1        | 1:41.480                                   | 56.054        |  | 19.556 |  | 25.870        | 165        |     | 5                                     | 1:25.693 | 43.356 |  | 19.470        |  | 22.867 | 169 | 220        |
| 2        | 1:23.511                                   | 42.856        |  | 18.365 |  | 22.290        | <b>170</b> | 218 | 6                                     | 1:21.354 | 41.913 |  | <b>18.109</b> |  | 21.332 | 169 | 220        |
| 3        | 1:21.779                                   | 41.962        |  | 18.446 |  | 21.371        | 169        | 220 | 7                                     | 1:34.616 | 43.014 |  | 21.597        |  | 30.005 |     | <b>221</b> |
| 4        | <b>1:21.329</b>                            | <b>41.818</b> |  | 18.180 |  | <b>21.331</b> | 168        | 220 |                                       |          |        |  |               |  |        |     |            |

|          |   |               |  |               |  |               |            |     |                                       |           |           |  |        |  |        |     |            |
|----------|---|---------------|--|---------------|--|---------------|------------|-----|---------------------------------------|-----------|-----------|--|--------|--|--------|-----|------------|
| <b>9</b> | Dominic Jöst, DEU/ Florian Scholze, DEU |               |  |               |  |               |            |     | <b>theoretical besttime: 1:22.691</b> |           |           |  |        |  |        |     |            |
| 1        | 2:15.444                                | 1:27.122      |  | 22.119        |  | 26.203        | 167        |     | 6                                     | 1:27.714  | 42.384    |  | 18.809 |  | 26.521 |     | <b>221</b> |
| 2        | 1:24.100                                | 43.360        |  | 18.949        |  | 21.791        | 164        | 218 | 7                                     | 16:18.040 | 15:26.993 |  | 24.093 |  | 26.954 | 149 |            |
| 3        | 1:23.829                                | 42.607        |  | 18.719        |  | 22.503        | <b>169</b> | 219 | 8                                     | 1:42.403  | 51.549    |  | 24.103 |  | 26.751 | 154 | 193        |
| 4        | 1:22.927                                | <b>42.323</b> |  | 18.719        |  | 21.885        | 167        | 221 | 9                                     | 1:48.033  | 51.412    |  | 24.762 |  | 31.859 |     | 201        |
| 5        | <b>1:22.832</b>                         | 42.464        |  | <b>18.685</b> |  | <b>21.683</b> | 168        | 220 |                                       |           |           |  |        |  |        |     |            |



# ADAC GT Masters

## Lap analysis Qualifying 1

Provisional



Sachsenring, Length: 3645 m

Air temperature: 19.0°C

Track temperature: 21.9°C

Weather condition: Wet

**DMSB** Reg. Nr.: 278/14  
Deutscher Motor Sport Bund e.V.

Friday 19.9.2014 17:00

| Lap       | Time                                      | SE1    | SP1 | SE2    | SP2 | SE3    | SP3 | TSP | Lap                                   | Time            | SE1           | SP1 | SE2           | SP2 | SE3           | SP3        | TSP        |
|-----------|---|--------|-----|--------|-----|--------|-----|-----|---------------------------------------|-----------------|---------------|-----|---------------|-----|---------------|------------|------------|
| <b>10</b> | Kelvin van der Linde, ZAF/ Rene Rast, DEU |        |     |        |     |        |     |     | <b>theoretical besttime: 1:21.100</b> |                 |               |     |               |     |               |            |            |
| 1         | 1:35.494                                  | 53.575 |     | 19.779 |     | 22.140 | 167 |     | <b>4</b>                              | <b>1:21.100</b> | <b>41.660</b> |     | <b>18.088</b> |     | <b>21.352</b> | <b>168</b> | 218        |
| 2         | 1:23.594                                  | 42.709 |     | 18.542 |     | 22.343 | 167 | 216 | 5                                     | 1:26.552        | 41.910        |     | 18.185        |     | 26.457        |            | <b>218</b> |
| 3         | 1:21.686                                  | 41.988 |     | 18.314 |     | 21.384 | 168 | 217 |                                       |                 |               |     |               |     |               |            |            |

|           |   |               |  |               |  |               |            |     |                                       |          |          |  |        |  |        |     |            |
|-----------|---|---------------|--|---------------|--|---------------|------------|-----|---------------------------------------|----------|----------|--|--------|--|--------|-----|------------|
| <b>11</b> | Fabian Hamprecht, DEU/ Nicki Thiim, DNK |               |  |               |  |               |            |     | <b>theoretical besttime: 1:21.943</b> |          |          |  |        |  |        |     |            |
| 1         | 1:37.139                                | 54.315        |  | 19.925        |  | 22.899        | 167        |     | 5                                     | 1:30.277 | 46.050   |  | 22.120 |  | 22.107 | 167 | 218        |
| 2         | 1:23.047                                | 42.848        |  | 18.469        |  | 21.730        | 167        | 217 | 6                                     | 1:22.500 | 42.290   |  | 18.366 |  | 21.844 | 167 | 218        |
| 3         | <b>1:21.943</b>                         | <b>42.217</b> |  | <b>18.305</b> |  | <b>21.421</b> | <b>168</b> | 218 | 7                                     | 1:50.952 | 47.056   |  | 27.889 |  | 36.007 |     | <b>219</b> |
| 4         | 1:23.613                                | 42.314        |  | 18.528        |  | 22.771        | 168        | 219 | 8                                     | 7:09.759 | 6:17.394 |  | 21.106 |  | 31.259 |     |            |

|           |                                  |          |  |        |  |        |     |     |                                       |                 |               |  |               |  |               |            |            |
|-----------|----------------------------------|----------|--|--------|--|--------|-----|-----|---------------------------------------|-----------------|---------------|--|---------------|--|---------------|------------|------------|
| <b>13</b> | David Jahn, DEU/ Sven Barth, DEU |          |  |        |  |        |     |     | <b>theoretical besttime: 1:22.835</b> |                 |               |  |               |  |               |            |            |
| 1         | 1:54.806                         | 1:07.907 |  | 22.054 |  | 24.845 | 167 |     | 4                                     | 1:23.340        | <b>42.528</b> |  | 18.946        |  | 21.866        | 167        | 227        |
| 2         | 1:29.863                         | 45.508   |  | 19.636 |  | 24.719 | 170 | 221 | 5                                     | <b>1:22.909</b> | 42.602        |  | <b>18.560</b> |  | <b>21.747</b> | <b>171</b> | 225        |
| 3         | 1:23.181                         | 42.724   |  | 18.661 |  | 21.796 | 171 | 227 | 6                                     | 1:27.955        | 42.763        |  | 18.674        |  | 26.518        |            | <b>228</b> |

|           |   |               |  |               |  |               |            |            |                                       |           |           |  |        |  |        |     |     |
|-----------|---|---------------|--|---------------|--|---------------|------------|------------|---------------------------------------|-----------|-----------|--|--------|--|--------|-----|-----|
| <b>14</b> | Florian Spengler, DEU/ Christopher Brück, DEU |               |  |               |  |               |            |            | <b>theoretical besttime: 1:22.785</b> |           |           |  |        |  |        |     |     |
| 1         | 2:12.659                                      | 1:22.628      |  | 24.510        |  | 25.521        | 168        |            | 6                                     | 1:28.521  | 42.610    |  | 18.737 |  | 27.174 |     | 224 |
| 2         | 1:24.177                                      | 43.717        |  | 18.787        |  | <b>21.673</b> | 168        | 222        | 7                                     | 8:39.478  | 7:46.535  |  | 19.776 |  | 33.167 |     |     |
| 3         | 1:24.996                                      | 42.850        |  | 19.232        |  | 22.914        | 169        | 223        | 8                                     | 11:48.464 | 10:51.169 |  | 26.823 |  | 30.472 | 152 |     |
| 4         | <b>1:22.907</b>                               | 42.489        |  | 18.710        |  | 21.708        | 169        | 224        | 9                                     | 1:49.117  | 53.331    |  | 26.634 |  | 29.152 | 149 | 197 |
| 5         | 1:27.628                                      | <b>42.480</b> |  | <b>18.632</b> |  | 26.516        | <b>170</b> | <b>224</b> | 10                                    | 1:52.073  | 53.264    |  | 25.524 |  | 33.285 |     | 206 |

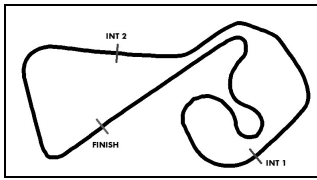
|           |  |          |  |        |  |        |     |     |                                       |                 |               |  |               |  |               |            |            |
|-----------|--|----------|--|--------|--|--------|-----|-----|---------------------------------------|-----------------|---------------|--|---------------|--|---------------|------------|------------|
| <b>16</b> | Philip Geipel, DEU/ Markus Winkelhock, DEU |          |  |        |  |        |     |     | <b>theoretical besttime: 1:21.812</b> |                 |               |  |               |  |               |            |            |
| 1         | 2:21.812                                   | 1:22.674 |  | 26.129 |  | 29.009 | 137 |     | 4                                     | 1:22.336        | 42.133        |  | 18.505        |  | 21.698        | <b>169</b> | 216        |
| 2         | 1:31.668                                   | 50.444   |  | 19.268 |  | 21.956 | 169 | 189 | 5                                     | <b>1:21.812</b> | <b>41.971</b> |  | <b>18.333</b> |  | <b>21.508</b> | 166        | 217        |
| 3         | 1:22.668                                   | 42.383   |  | 18.483 |  | 21.802 | 166 | 217 | 6                                     | 1:28.470        | 41.989        |  | 18.421        |  | 28.060        |            | <b>219</b> |

|           |  |               |  |        |  |        |            |            |                                       |                 |          |  |               |  |               |     |     |
|-----------|--|---------------|--|--------|--|--------|------------|------------|---------------------------------------|-----------------|----------|--|---------------|--|---------------|-----|-----|
| <b>17</b> | Remo Lips, CHE/ Lennart Marioneck, DEU |               |  |        |  |        |            |            | <b>theoretical besttime: 1:23.229</b> |                 |          |  |               |  |               |     |     |
| 1         | 1:58.037                               | 1:09.397      |  | 22.085 |  | 26.555 | 166        |            | 5                                     | <b>1:23.436</b> | 42.672   |  | 18.981        |  | <b>21.783</b> | 169 | 224 |
| 2         | 1:27.201                               | 43.516        |  | 19.588 |  | 24.097 | <b>171</b> | 223        | 6                                     | 1:23.649        | 42.846   |  | <b>18.835</b> |  | 21.968        | 169 | 225 |
| 3         | 1:25.365                               | 43.109        |  | 19.151 |  | 23.105 | 169        | <b>227</b> | 7                                     | 1:47.141        | 54.052   |  | 22.920        |  | 30.169        |     | 223 |
| 4         | 1:23.669                               | <b>42.611</b> |  | 19.016 |  | 22.042 | 166        | 225        | 8                                     | 7:19.507        | 6:23.209 |  | 22.000        |  | 34.298        |     |     |

|           |   |          |  |        |  |        |     |     |                                       |                 |               |  |               |  |               |            |            |
|-----------|---|----------|--|--------|--|--------|-----|-----|---------------------------------------|-----------------|---------------|--|---------------|--|---------------|------------|------------|
| <b>18</b> | Toni Seiler, CHE/ Sebastiaan Bleekemolen, NLD |          |  |        |  |        |     |     | <b>theoretical besttime: 1:23.596</b> |                 |               |  |               |  |               |            |            |
| 1         | 2:00.130                                      | 1:11.762 |  | 22.423 |  | 25.945 | 163 |     | 5                                     | <b>1:23.808</b> | 42.923        |  | <b>19.028</b> |  | <b>21.857</b> | <b>170</b> | 226        |
| 2         | 1:29.938                                      | 44.877   |  | 20.039 |  | 25.022 | 168 | 222 | 6                                     | 1:28.364        | <b>42.711</b> |  | 19.082        |  | 26.571        |            | <b>227</b> |
| 3         | 1:26.369                                      | 43.163   |  | 19.356 |  | 23.850 | 169 | 224 | 7                                     | 8:39.130        | 7:45.229      |  | 20.980        |  | 32.921        |            |            |
| 4         | 1:27.019                                      | 43.185   |  | 20.649 |  | 23.185 | 168 | 226 |                                       |                 |               |  |               |  |               |            |            |

|           |  |               |  |               |  |               |            |            |                                       |          |          |  |        |  |        |     |            |
|-----------|--|---------------|--|---------------|--|---------------|------------|------------|---------------------------------------|----------|----------|--|--------|--|--------|-----|------------|
| <b>19</b> | Claudia Hürtgen, DEU/ Dominik Baumann, AUT |               |  |               |  |               |            |            | <b>theoretical besttime: 1:21.712</b> |          |          |  |        |  |        |     |            |
| 1         | 1:53.134                                   | 1:06.679      |  | 22.310        |  | 24.145        | 166        |            | 7                                     | 8:27.331 | 7:34.126 |  | 20.222 |  | 32.983 |     |            |
| 2         | 1:27.306                                   | 44.966        |  | 19.504        |  | 22.836        | 168        | 218        | 8                                     | 5:45.827 | 4:57.712 |  | 22.545 |  | 25.570 | 156 |            |
| 3         | 1:48.777                                   | 42.210        |  | 18.221        |  | 48.346        | 164        | 219        | 9                                     | 1:36.679 | 49.184   |  | 22.037 |  | 25.458 | 154 | 209        |
| 4         | 1:22.474                                   | 42.350        |  | 18.373        |  | 21.751        | 167        | 218        | 10                                    | 1:42.063 | 49.289   |  | 22.922 |  | 29.852 |     | <b>208</b> |
| 5         | <b>1:21.906</b>                            | 42.148        |  | <b>18.142</b> |  | <b>21.616</b> | <b>169</b> | 219        | 11                                    | 4:34.393 | 3:32.774 |  | 26.938 |  | 34.681 |     |            |
| 6         | 1:29.181                                   | <b>41.954</b> |  | 18.497        |  | 28.730        |            | <b>221</b> |                                       |          |          |  |        |  |        |     |            |

|           |  |          |  |        |  |        |            |     |                                       |                 |               |  |               |  |               |     |            |
|-----------|--|----------|--|--------|--|--------|------------|-----|---------------------------------------|-----------------|---------------|--|---------------|--|---------------|-----|------------|
| <b>20</b> | Max Sandritter, DEU/ Jens Klingmann, DEU |          |  |        |  |        |            |     | <b>theoretical besttime: 1:21.954</b> |                 |               |  |               |  |               |     |            |
| 1         | 1:51.999                                 | 1:05.559 |  | 22.597 |  | 23.843 | 161        |     | 5                                     | 1:22.371        | <b>41.986</b> |  | 18.591        |  | 21.794        | 166 | 218        |
| 2         | 1:29.747                                 | 46.609   |  | 20.040 |  | 23.098 | <b>167</b> | 213 | 6                                     | <b>1:22.200</b> | 42.232        |  | <b>18.212</b> |  | <b>21.756</b> | 164 | <b>218</b> |
| 3         | 1:23.350                                 | 42.295   |  | 18.684 |  | 22.371 | 165        | 217 | 7                                     | 1:44.676        | 44.791        |  | 20.968        |  | 38.917        |     | <b>218</b> |
| 4         | 1:22.685                                 | 42.014   |  | 18.847 |  | 21.824 | 165        | 216 | 8                                     | 7:26.054        | 6:31.809      |  | 22.941        |  | 31.304        |     |            |



# ADAC GT Masters

## Lap analysis Qualifying 1

Provisional



Sachsenring, Length: 3645 m

Air temperature: 19.0°C

Track temperature: 21.9°C

Weather condition: Wet

**DMSB** Reg. Nr.: 278/14  
Deutscher Motor Sport Bund e.V.

Friday 19.9.2014 17:00

| Lap       | Time                            | SE1           | SP1 | SE2           | SP2 | SE3           | SP3        | TSP        | Lap                                   | Time     | SE1      | SP1 | SE2    | SP2 | SE3    | SP3 | TSP |
|-----------|---------------------------------|---------------|-----|---------------|-----|---------------|------------|------------|---------------------------------------|----------|----------|-----|--------|-----|--------|-----|-----|
| <b>21</b> | Alon Day, ISR/ Luca Ludwig, DEU |               |     |               |     |               |            |            | <b>theoretical besttime: 1:21.583</b> |          |          |     |        |     |        |     |     |
| 1         | 1:38.696                        | 53.779        |     | 19.846        |     | 25.071        | 169        |            | 7                                     | 1:49.173 | 44.523   |     | 26.734 |     | 37.916 |     | 220 |
| 2         | 1:22.431                        | 42.587        |     | 18.503        |     | <b>21.341</b> | 161        | 223        | 8                                     | 7:07.981 | 6:16.606 |     | 19.567 |     | 31.808 |     |     |
| 3         | 1:22.974                        | 43.197        |     | 18.284        |     | 21.493        | 169        | 208        | 9                                     | 9:41.730 | 8:48.718 |     | 24.057 |     | 28.955 | 156 |     |
| 4         | <b>1:22.021</b>                 | <b>41.992</b> |     | 18.450        |     | 21.579        | 169        | 223        | 10                                    | 1:43.622 | 50.725   |     | 24.500 |     | 28.397 | 145 | 209 |
| 5         | 1:23.039                        | 43.428        |     | <b>18.250</b> |     | 21.361        | <b>170</b> | 223        | 11                                    | 1:51.348 | 51.712   |     | 25.245 |     | 34.391 |     | 203 |
| 6         | 1:34.644                        | 42.003        |     | 18.321        |     | 34.320        | 157        | <b>224</b> |                                       |          |          |     |        |     |        |     |     |

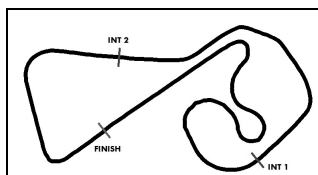
|           |   |          |  |        |  |               |            |     |                                       |          |               |  |               |  |        |     |            |
|-----------|---|----------|--|--------|--|---------------|------------|-----|---------------------------------------|----------|---------------|--|---------------|--|--------|-----|------------|
| <b>22</b> | Nico Bastian, DEU/ Jaime Alguersuari, ESP |          |  |        |  |               |            |     | <b>theoretical besttime: 1:22.148</b> |          |               |  |               |  |        |     |            |
| 1         | 2:10.651                                  | 1:20.926 |  | 23.931 |  | 25.794        | 167        |     | 6                                     | 1:28.458 | <b>42.140</b> |  | <b>18.374</b> |  | 27.944 |     | <b>223</b> |
| 2         | 1:22.844                                  | 42.620   |  | 18.590 |  | <b>21.634</b> | 168        | 220 | 7                                     | 8:34.342 | 7:44.840      |  | 19.676        |  | 29.826 |     |            |
| 3         | 1:26.219                                  | 42.215   |  | 18.593 |  | 25.411        | 169        | 222 | 8                                     | 9:32.442 | 8:41.545      |  | 23.790        |  | 27.107 | 152 |            |
| 4         | <b>1:22.335</b>                           | 42.237   |  | 18.425 |  | 21.673        | 169        | 222 | 9                                     | 1:44.077 | 51.049        |  | 24.069        |  | 28.959 | 140 | 203        |
| 5         | 1:22.425                                  | 42.238   |  | 18.463 |  | 21.724        | <b>170</b> | 222 | 10                                    | 1:48.806 | 52.308        |  | 24.932        |  | 31.566 |     | 194        |

|           |                                     |               |  |               |  |               |            |            |                                       |          |          |  |        |  |        |     |     |
|-----------|-------------------------------------|---------------|--|---------------|--|---------------|------------|------------|---------------------------------------|----------|----------|--|--------|--|--------|-----|-----|
| <b>23</b> | Maro Engel, DEU/ Jan Seyffarth, DEU |               |  |               |  |               |            |            | <b>theoretical besttime: 1:22.124</b> |          |          |  |        |  |        |     |     |
| 1         | 1:52.290                            | 1:03.439      |  | 23.571        |  | 25.280        | 165        |            | 7                                     | 1:42.719 | 44.685   |  | 20.858 |  | 37.176 |     | 218 |
| 2         | 1:23.984                            | 43.391        |  | 18.690        |  | 21.903        | 168        | 221        | 8                                     | 8:33.464 | 7:42.324 |  | 20.359 |  | 30.781 |     |     |
| 3         | 1:25.587                            | 42.989        |  | 19.599        |  | 22.999        | 162        | 222        | 9                                     | 7:17.573 | 6:29.166 |  | 22.207 |  | 26.200 | 155 |     |
| 4         | <b>1:22.401</b>                     | 42.344        |  | 18.492        |  | <b>21.565</b> | 169        | 220        | 10                                    | 1:39.660 | 49.812   |  | 23.058 |  | 26.790 | 149 | 209 |
| 5         | 1:23.081                            | 42.135        |  | 18.607        |  | 22.339        | <b>170</b> | 223        | 11                                    | 1:49.102 | 50.499   |  | 25.533 |  | 33.070 |     | 205 |
| 6         | 1:24.323                            | <b>42.128</b> |  | <b>18.431</b> |  | 23.764        | 155        | <b>223</b> |                                       |          |          |  |        |  |        |     |     |

|           |  |          |  |               |  |        |     |     |                                       |                 |        |  |        |  |               |            |            |
|-----------|--|----------|--|---------------|--|--------|-----|-----|---------------------------------------|-----------------|--------|--|--------|--|---------------|------------|------------|
| <b>24</b> | Albert von Thurn und Taxis, DEU/ Tomas Enge, CZE |          |  |               |  |        |     |     | <b>theoretical besttime: 1:22.700</b> |                 |        |  |        |  |               |            |            |
| 1         | 1:51.169   | 1:02.383 |  | 20.786        |  | 28.000 | 169 |     | <b>4</b>                              | <b>1:22.955</b> | 42.796 |  | 18.547 |  | <b>21.612</b> | 170        | 228        |
| 2         | 1:24.582   | 43.212   |  | 19.370        |  | 22.000 | 170 | 228 | 5                                     | 1:24.439        | 43.234 |  | 19.379 |  | 21.826        | <b>171</b> | <b>230</b> |
| 3         | 1:23.064   | 42.821   |  | <b>18.525</b> |  | 21.718 | 169 | 229 |                                       |                 |        |  |        |  |               |            |            |

|           |                                       |        |  |        |  |               |     |     |                                       |          |               |  |               |  |        |            |            |
|-----------|---------------------------------------|--------|--|--------|--|---------------|-----|-----|---------------------------------------|----------|---------------|--|---------------|--|--------|------------|------------|
| <b>27</b> | Luca Stolz, DEU/ Maximilian Götz, DEU |        |  |        |  |               |     |     | <b>theoretical besttime: 1:21.703</b> |          |               |  |               |  |        |            |            |
| 1         | 1:42.578                              | 57.349 |  | 19.577 |  | 25.652        | 167 |     | 5                                     | 1:25.683 | 42.380        |  | 19.778        |  | 23.525 | <b>171</b> | 223        |
| 2         | 1:23.157                              | 42.670 |  | 18.466 |  | 22.021        | 169 | 220 | 6                                     | 1:22.015 | <b>42.047</b> |  | <b>18.171</b> |  | 21.797 | 158        | <b>224</b> |
| 3         | 1:22.233                              | 42.283 |  | 18.348 |  | 21.602        | 168 | 222 | 7                                     | 1:35.185 | 46.041        |  | 21.942        |  | 27.202 |            | 219        |
| 4         | <b>1:21.817</b>                       | 42.123 |  | 18.209 |  | <b>21.485</b> | 167 | 222 | 8                                     | 7:31.535 | 6:39.443      |  | 19.727        |  | 32.365 |            |            |

|            |  |        |  |        |  |        |            |     |                                       |                 |               |  |               |  |               |     |            |
|------------|--|--------|--|--------|--|--------|------------|-----|---------------------------------------|-----------------|---------------|--|---------------|--|---------------|-----|------------|
| <b>100</b> | Florian Stoll, DEU/ Daniel Dobitsch, AUT |        |  |        |  |        |            |     | <b>theoretical besttime: 1:22.109</b> |                 |               |  |               |  |               |     |            |
| 1          | 1:44.075                                 | 58.690 |  | 20.628 |  | 24.757 | 165        |     | <b>5</b>                              | <b>1:22.212</b> | <b>42.230</b> |  | 18.528        |  | <b>21.454</b> | 169 | 219        |
| 2          | 1:23.707                                 | 43.331 |  | 18.707 |  | 21.669 | <b>169</b> | 217 | 6                                     | 1:22.586        | 42.285        |  | <b>18.425</b> |  | 21.876        | 167 | 220        |
| 3          | 1:24.426                                 | 42.686 |  | 18.583 |  | 23.157 | 167        | 219 | 7                                     | 1:51.302        | 46.636        |  | 27.278        |  | 37.388        |     | <b>220</b> |
| 4          | 1:23.094                                 | 42.278 |  | 18.789 |  | 22.027 | 168        | 219 |                                       |                 |               |  |               |  |               |     |            |



# ADAC GT Masters

## Vmax list Qualifying 1

Provisional



Sachsenring, Length: 3645 m

Air temperature: 19.0°C

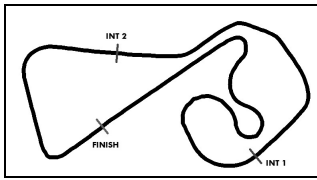
Track temperature: 21.9°C

Weather condition: Wet

**DMSB** Reg. Nr.: 278/14  
Deutscher Motor Sport Bund e.V.

Friday 19.9.2014 17:00

| Nr | Team, Car, Driver, Nat   | Top speed   |
|----|--|-------------|
| 24 | <b>Reiter Engineering, Chevrolet Camaro GT</b><br>von Thurn und Taxis Albert , DEU<br>Enge Tomas , CZE             | 229,74 km/h |
| 13 | <b>RWT Racing Team, Corvette Z06.R GT3</b><br>Jahn David , DEU<br>Barth Sven , DEU                                 | 227,56 km/h |
| 18 | <b>Callaway Competition, Corvette Z06.R GT3</b><br>Seiler Toni , CHE<br>Bleekemolen Sebastiaan , NLD               | 226,99 km/h |
| 17 | <b>Callaway Competition, Corvette Z06.R GT3</b><br>Lips Remo , CHE<br>Marionneck Lennart , DEU                     | 226,56 km/h |
| 1  | <b>Callaway Competition, Corvette Z06.R GT3</b><br>Wirth Andreas , DEU<br>Keilwitz Daniel , DEU                    | 225,89 km/h |
| 2  | <b>Callaway Competition, Corvette Z06.R GT3</b><br>Assenheimer Patrick , DEU<br>Alessi Diego , ITA                 | 225,66 km/h |
| 14 | <b>MRS GT-Racing, McLaren MP4-12C GT3</b><br>Spengler Florian , DEU<br>Brück Christopher , DEU                     | 224,21 km/h |
| 21 | <b>BKK Mobil Oil Zakspeed, Mercedes-Benz SLS AMG GT3</b><br>Day Alon , ISR<br>Ludwig Luca , DEU                    | 224,07 km/h |
| 27 | <b>H.T.P. Motorsport, Mercedes-Benz SLS AMG GT3</b><br>Stolz Luca , DEU<br>Götz Maximilian , DEU                   | 223,97 km/h |
| 22 | <b>ROWE Racing, Mercedes-Benz SLS AMG GT3</b><br>Bastian Nico , DEU<br>Alguersuari Jaime , ESP                     | 223,42 km/h |
| 23 | <b>ROWE Racing, Mercedes-Benz SLS AMG GT3</b><br>Engel Maro , DEU<br>Seyffarth Jan , DEU                           | 223,00 km/h |
| 3  | <b>GW IT Racing Team Schütz Motorsport, Porsche 911 GT3 R</b><br>Engelhart Christian , DEU<br>van Lagen Jaap , NLD | 221,68 km/h |
| 9  | <b>TONINO Team Herberth, Porsche 911 GT3 R</b><br>Jöst Dominic , DEU<br>Scholze Florian , DEU                      | 221,27 km/h |
| 6  | <b>Farnbacher Racing, Porsche 911 GT3 R</b><br>Frommenwiler Philipp , CHE<br>Asch Sebastian , DEU                  | 221,13 km/h |



# ADAC GT Masters

## Vmax list Qualifying 1

Provisional



Sachsenring, Length: 3645 m

Air temperature: 19.0°C

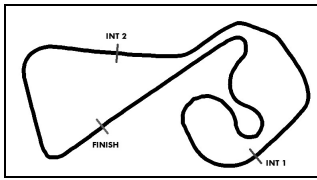
Track temperature: 21.9°C

Weather condition: Wet

**DMSB** Reg. Nr.: 278/14  
Deutscher Motor Sport Bund e.V.

Friday 19.9.2014 17:00

| Nr  | Team, Car, Driver, Nat  | Top speed   |
|-----|---|-------------|
| 19  | <b>PIXUM Team Schubert, BMW Z4 GT3</b><br>Hürtgen Claudia , DEU<br>Baumann Dominik , AUT                    | 220,77 km/h |
| 8   | <b>TONINO Team Herberth, Porsche 911 GT3 R</b><br>Renauer Robert , DEU<br>Schwager Dominik , DEU            | 220,72 km/h |
| 100 | <b>kfzteile24 APR Motorsport, Audi R8 LMS ultra</b><br>Stoll Florian , DEU<br>Dobitsch Daniel , AUT         | 219,83 km/h |
| 4   | <b>GW IT Racing Team Schütz Motorsport, Porsche 911 GT3 R</b><br>Nathan Wolf , NLD<br>Wossos Antonios , GRC | 219,38 km/h |
| 16  | <b>YACO Racing, Audi R8 LMS ultra</b><br>Geipel Philip , DEU<br>Winkelhock Markus , DEU                     | 218,98 km/h |
| 11  | <b>Prosperia C. Abt Racing, Audi R8 LMS ultra</b><br>Hamprecht Fabian , DEU<br>Thiim Nicki , DNK            | 218,89 km/h |
| 10  | <b>Prosperia C. Abt Racing, Audi R8 LMS ultra</b><br>van der Linde Kelvin , ZAF<br>Rast Rene , DEU          | 218,23 km/h |
| 20  | <b>PIXUM Team Schubert, BMW Z4 GT3</b><br>Sandritter Max , DEU<br>Klingmann Jens , DEU                      | 218,23 km/h |
| 7   | <b>TONINO Team Herberth, Porsche 911 GT3 R</b><br>Handlos Herbert , AUT<br>Renauer Alfred , DEU             | 217,83 km/h |
| 5   | <b>Farnbacher Racing, Porsche 911 GT3 R</b><br>Lukas Robert , POL<br>Morcom Nathan , AUS                    | 217,70 km/h |



# ADAC GT Masters

## Start Grid Race 1

Provisional



Sachsenring, Length: 3645 m

Air temperature: 20.6°C

Track temperature: 20.0°C

Weather condition: Dry

**DMSB** Reg. Nr.: 278/14  
Deutscher Motor Sport Bund e.V.

Saturday 20.9.2014 12:00

|   |          |
|---|----------|
| <b>8 TONINO Team Herberth</b><br>Robert Renauer*/ Dominik Schwager    | 1:21.329 |
| <b>16 YACO Racing</b><br>Philip Geipel*/ Markus Winkelhock            | 1:21.812 |
| <b>19 PIXUM Team Schubert</b><br>Claudia Hürtgen*/ Dominik Baumann    | 1:21.906 |
| <b>11 Prosperia C. Abt Racing</b><br>Fabian Hamprecht*/ Nicki Thiim   | 1:21.943 |
| <b>20 PIXUM Team Schubert</b><br>Max Sandritter*/ Jens Klingmann      | 1:22.200 |
| <b>22 ROWE Racing</b><br>Nico Bastian*/ Jaime Alguersuari             | 1:22.335 |
| <b>9 TONINO Team Herberth</b><br>Dominic Jöst*/ Florian Scholze       | 1:22.832 |
| <b>13 RWT Racing Team</b><br>David Jahn*/ Sven Barth                  | 1:22.909 |
| <b>24 Reiter Engineering</b><br>Albert von Thurn und Taxis*/ Tomas    | 1:22.955 |
| <b>17 Callaway Competition</b><br>Remo Lips*/ Lennart Marioneck       | 1:23.436 |
| <b>18 Callaway Competition</b><br>Toni Seiler*/ Sebastiaan Bleekemole | 1:23.808 |
| <b>5 Farnbacher Racing</b><br>Robert Lukas*/ Nathan Morcom            | 1:26.186 |

- 1
- 2
- 3
- 4
- 5
- 6
- 7
- 8
- 9
- 10
- 11
- 12

### POLE POSITION

|  |          |
|--|----------|
| <b>10 Prosperia C. Abt Racing</b><br>Kelvin van der Linde*/ Rene Rast            | 1:21.100 |
| <b>3 GW IT Racing Team Schütz Motors</b><br>Christian Engelhart*/ Jaap van Lagen | 1:21.526 |
| <b>27 H.T.P. Motorsport</b><br>Luca Stolz*/ Maximilian Götz                      | 1:21.817 |
| <b>6 Farnbacher Racing</b><br>Philipp Frommenwiler*/ Sebastian As                | 1:21.914 |
| <b>21 BKK Mobil Oil Zakspeed</b><br>Alon Day*/ Luca Ludwig                       | 1:22.021 |
| <b>100 kfzteile24 APR Motorsport</b><br>Florian Stoll*/ Daniel Dobitsch          | 1:22.212 |
| <b>23 ROWE Racing</b><br>Maro Engel*/ Jan Seyffarth                              | 1:22.401 |
| <b>14 MRS GT-Racing</b><br>Florian Spengler*/ Christopher Brück                  | 1:22.907 |
| <b>1 Callaway Competition</b><br>Andreas Wirth*/ Daniel Keilwitz                 | 1:22.950 |
| <b>2 Callaway Competition</b><br>Patrick Assenheimer*/ Diego Alessi              | 1:23.252 |
| <b>7 TONINO Team Herberth</b><br>Herbert Handlos*/ Alfred Renauer                | 1:23.601 |
| <b>4 GW IT Racing Team Schütz Motors</b><br>Wolf Nathan*/ Antonios Wossos        | 1:24.019 |

\* Marks the starting Driver

Publications Time:

Clerk of the course:

Time Keeping: