



ADAC GT Masters

Results Free Practice 2



Provisional

Sachsenring, Length: 3645 m

Air temperature: 22.5°C

Track temperature: 27.7°C

Weather condition: Dry

DMSB Reg. Nr.: 278/14
Deutscher Motor Sport Bund e.V.

Friday 19.9.2014 11:50

started : 24 classified : 24 not classified : 0

	Drivers	Team	Car	Lap	Best Time	Gap	Diff	Kph	Day Time
1	3 C.Engelhart/J.van Lagen	GW IT Racing Team Schütz Motors	Porsche 911 GT3 R	4	1:21.466			161,1	11:56:46
2	27 L.Stolz/M.Götz	H.T.P. Motorsport	Mercedes-Benz SLS AMG GT3	15	1:21.483	0.017	0.017	161,0	12:24:01
3	8 R.Renauer/D.Schwager	TONINO Team Herberth	Porsche 911 GT3 R	20	1:21.537	0.071	0.054	160,9	12:28:55
4	21 A.Day/L.Ludwig	BKK Mobil Oil Zakspeed	Mercedes-Benz SLS AMG GT3	19	1:21.617	0.151	0.080	160,8	12:30:23
5	10 K.van der Linde/R.Rast	Prosperia C. Abt Racing	Audi R8 LMS ultra	15	1:21.641	0.175	0.024	160,7	12:20:55
6	11 F.Hamprecht/N.Thiim	Prosperia C. Abt Racing	Audi R8 LMS ultra	28	1:21.672	0.206	0.031	160,7	12:40:20
7	16 P.Geipel/M.Winkelhock	YACO Racing	Audi R8 LMS ultra	27	1:21.811	0.345	0.139	160,4	12:40:27
8	20 M.Sandritter/J.Klingmann	PIXUM Team Schubert	BMW Z4 GT3	19	1:21.849	0.383	0.038	160,3	12:28:54
9	7 H.Handlos(*G*)/A.Renauer	TONINO Team Herberth	Porsche 911 GT3 R	19	1:21.909	0.443	0.060	160,2	12:25:39
10	19 C.Hürtgen/D.Baumann	PIXUM Team Schubert	BMW Z4 GT3	20	1:21.919	0.453	0.010	160,2	12:30:13
11	6 P.Frommenwiler/S.Asch	Farnbacher Racing	Porsche 911 GT3 R	8	1:21.929	0.463	0.010	160,2	12:08:45
12	22 N.Bastian/J.Alguersuari	ROWE Racing	Mercedes-Benz SLS AMG GT3	20	1:22.004	0.538	0.075	160,0	12:46:44
13	23 M.Engel/J.Seyffarth	ROWE Racing	Mercedes-Benz SLS AMG GT3	19	1:22.243	0.777	0.239	159,6	12:30:38
14	5 R.Lukas/N.Morcom	Farnbacher Racing	Porsche 911 GT3 R	14	1:22.331	0.865	0.088	159,4	12:18:43
15	100 F.Stoll/D.Dobitsch	kfzteile24 APR Motorsport	Audi R8 LMS ultra	27	1:22.692	1.226	0.361	158,7	12:45:02
16	13 D.Jahn/S.Barth	RWT Racing Team	Corvette Z06.R GT3	12	1:22.743	1.277	0.051	158,6	12:17:27
17	9 D.Jöst(*G*)/F.Scholze(*G*)	TONINO Team Herberth	Porsche 911 GT3 R	10	1:22.746	1.280	0.003	158,6	12:08:27
18	2 P.Assenheimer/D.Alessi	Callaway Competition	Corvette Z06.R GT3	11	1:22.770	1.304	0.024	158,5	12:17:18
19	1 A.Wirth/D.Keilwitz	Callaway Competition	Corvette Z06.R GT3	3	1:22.773	1.307	0.003	158,5	11:55:20
20	14 F.Spengler/C.Brück	MRS GT-Racing	McLaren MP4-12C GT3	17	1:22.835	1.369	0.062	158,4	12:24:08
21	24 A.von Thum und Taxis/T.Enge	Reiter Engineering	Chevrolet Camaro GT	5	1:22.871	1.405	0.036	158,3	11:57:48
22	17 R.Lips(*G*)/L.Marionek	Callaway Competition	Corvette Z06.R GT3	12	1:23.088	1.622	0.217	157,9	12:20:15
23	18 T.Seiler(*G*)/S.Bleekemolen	Callaway Competition	Corvette Z06.R GT3	13	1:23.265	1.799	0.177	157,6	12:18:46
24	4 W.Nathan(*G*)/A.Wossos(*G*)	GW IT Racing Team Schütz Motors	Porsche 911 GT3 R	5	1:24.258	2.792	0.993	155,7	11:58:17

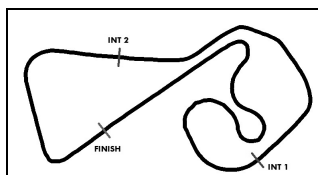
(*G*) marks the gentlemen driver

Subject to final scrutineering!

Publications Time:

Clerk of the course:

Time Keeping:



ADAC GT Masters

Lap analysis Free Practice 2



Provisional

Sachsenring, Length: 3645 m

Air temperature: 22.5°C

Track temperature: 27.7°C

Weather condition: Dry

DMSB Reg. Nr.: 278/14
Deutscher Motor Sport Bund e.V.

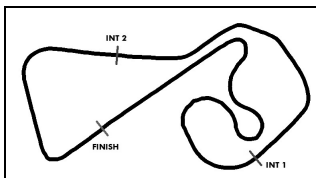
Friday 19.9.2014 11:50

Lap	Time	SE1	SP1	SE2	SP2	SE3	SP3	TSP	Lap	Time	SE1	SP1	SE2	SP2	SE3	SP3	TSP
1	Andreas Wirth, DEU/ Daniel Keilwitz, DEU								theoretical besttime: 1:22.616								
1	2:34.230	1:52.046		19.888		22.296	168		13	1:26.042	42.584		18.570		24.888	224	
2	1:23.564	42.805		19.048		21.711	169	223	14	3:59.636	3:17.484		19.890		22.262	170	
3	1:22.773	42.429		18.618		21.726	169	223	15	1:24.052	43.201		18.978		21.873	172	
4	1:22.883	42.449		18.542		21.892	172	224	16	1:23.601	43.053		18.815		21.733	172	
5	1:26.049	42.605		18.595		24.849		224	17	1:23.664	42.835		18.865		21.964	163	
6	7:21.733	6:37.245		19.088		25.400			18	1:27.122	43.089		18.776		25.257	222	
7	4:39.343	3:47.365		22.967		29.011			19	3:43.642	3:01.134		19.136		23.372	171	
8	6:16.490	5:34.845		18.659		22.986	173		20	1:23.432	42.813		18.670		21.949	171	
9	1:22.830	42.544		18.591		21.695	169	225	21	1:23.387	42.970		18.578		21.839	168	
10	1:25.886	42.415		18.668		24.803		225	22	1:27.224	42.892		18.564		25.768	221	
11	3:33.801	2:53.227		18.830		21.744	172		23	2:50.888	2:09.758		19.025		22.105	172	
12	1:22.847	42.646		18.512		21.689	172	224	24	1:34.008	42.966		21.031		30.011	222	

2	Patrick Assenheimer, DEU/ Diego Alessi, ITA								theoretical besttime: 1:22.550							
1	1:52.007	1:06.769		20.119		25.119	164		15	1:23.422	42.766		18.669		21.987	165
2	1:28.816	45.335		19.266		24.215	167	213	16	1:23.213	42.735		18.549		21.929	165
3	1:23.741	42.792		18.989		21.960	166	223	17	1:26.908	43.126		18.872		24.910	222
4	1:23.901	42.880		18.651		22.370	167	224	18	3:58.365	3:17.089		19.328		21.948	169
5	1:24.537	42.908		19.268		22.361	166	224	19	1:24.549	43.531		18.904		22.114	164
6	1:29.475	44.715		19.195		25.565		224	20	1:24.010	43.284		18.851		21.875	169
7	8:08.669	7:25.284		19.971		23.414	166		21	1:55.050	1:05.061		22.031		27.958	226
8	1:24.775	43.542		19.095		22.138	168	223	22	3:38.591	2:57.757		19.069		21.765	168
9	1:39.288	43.507		24.567		31.214		224	23	1:23.808	43.090		18.728		21.990	169
10	5:40.412	4:54.064		18.723		27.625	170		24	1:24.278	42.972		19.306		22.000	168
11	1:22.770	42.449		18.481		21.840	166	225	25	1:27.090	43.077		18.644		25.369	225
12	1:23.039	42.304		18.585		22.150	161	225	26	3:23.639	2:43.027		18.780		21.832	168
13	1:39.531	48.240		26.466		24.825	167	165	27	1:36.091	43.110		22.708		30.273	225
14	1:23.580	42.937		18.634		22.009	166	224								

3	Christian Engelhart, DEU/ Jaap van Lagen, NLD								theoretical besttime: 1:21.267							
1	2:31.621	1:48.284		20.757		22.580	168		13	4:18.476	3:37.015		18.936		22.525	167
2	1:31.365	42.323		25.418		23.624	168	220	14	1:21.828	42.067		18.347		21.414	168
3	1:21.608	42.024		18.255		21.329	168	220	15	1:22.147	42.308		18.357		21.482	169
4	1:21.466	41.885		18.233		21.348	166	220	16	1:56.927	42.248		41.062		33.617	220
5	1:21.501	42.064		18.126		21.311	168	219	17	4:49.610	4:07.756		19.518		22.336	168
6	1:26.435	42.095		18.330		26.010		220	18	1:23.578	42.786		18.575		22.217	170
7	8:50.773	8:02.784		25.928		22.061	168		19	1:21.691	41.855		18.550		21.286	169
8	1:35.283	43.659		21.958		29.666		219	20	1:35.985	42.250		21.678		32.057	221
9	6:36.847	5:56.177		18.994		21.676	167		21	4:03.270	3:22.996		18.798		21.476	167
10	1:22.149	42.361		18.337		21.451	167	220	22	1:22.186	42.315		18.401		21.470	168
11	1:21.889	42.150		18.373		21.366	167	219	23	1:23.293	42.352		18.332		22.609	167
12	1:26.148	42.206		18.397		25.545		219	24	1:35.771	42.049		20.432		33.290	220

4	Wolf Nathan, NLD/ Antonios Wossos, GRC								theoretical besttime: 1:23.784							
1	2:35.551	1:51.037		20.838		23.676	163		14	1:25.267	43.295		19.840		22.132	163
2	1:28.537	43.964		20.584		23.989	165	216	15	1:25.334	43.439		19.642		22.253	165
3	1:24.403	43.510		18.968		21.925	164	218	16	1:25.223	43.544		19.406		22.273	164
4	1:24.458	43.707		18.827		21.924	166	217	17	1:27.312	43.840		20.719		22.753	165
5	1:24.258	43.359		18.871		22.028	165	218	18	1:24.929	43.624		19.470		21.835	167
6	1:30.261	43.253		18.696		28.312		218	19	1:28.642	46.140		19.881		22.621	162
7	7:03.714	6:21.549		19.863		22.302	164		20	1:25.511	43.404		19.637		22.470	166
8	1:25.017	43.857		18.998		22.162	164	217	21	1:25.269	43.630		19.389		22.250	165
9	1:39.871	43.486		24.256		32.129		217	22	1:39.054	46.602		22.492		29.960	217
10	6:51.942	6:09.139		20.415		22.388	164		23	9:56.865	9:14.719		19.877		22.269	165
11	1:27.553	45.399		19.658		22.496	164	216	24	1:24.977	43.477		18.885		22.615	165
12	1:27.126	45.217		19.445		22.464	163	217	25	1:31.100	43.268		20.525		27.307	218
13	1:25.210	43.674		19.432		22.104	164	217								



ADAC GT Masters



Lap analysis Free Practice 2

Provisional

Sachsenring, Length: 3645 m

Air temperature: 22.5°C

Track temperature: 27.7°C

Weather condition: Dry

DMSB Reg. Nr.: 278/14
Deutscher Motor Sport Bund e.V.

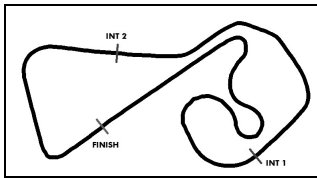
Friday 19.9.2014 11:50

Lap	Time	SE1	SP1	SE2	SP2	SE3	SP3	TSP	Lap	Time	SE1	SP1	SE2	SP2	SE3	SP3	TSP
5 Robert Lukas, POL/ Nathan Morcom, AUS									theoretical besttime: 1:22.331								
1	1:45.503	1:00.503		21.545		23.455	165		16	1:23.023	42.560		18.711		21.752	162	215
2	1:24.972	43.754		19.153		22.065	164	214	17	1:26.355	42.911		18.664		24.780		214
3	1:23.357	42.655		18.646		22.056	162	216	18	5:47.973	5:06.734		19.034		22.205	163	
4	1:23.594	43.002		18.772		21.820	163	215	19	1:25.227	43.891		19.271		22.065	165	214
5	1:22.892	42.663		18.536		21.693	164	214	20	1:24.447	43.527		18.948		21.972	164	215
6	1:22.850	42.625		18.474		21.751	163	214	21	1:27.421	44.198		21.041		22.182	162	213
7	1:50.760	47.343		27.997		35.420		214	22	1:24.238	43.438		18.841		21.959	164	214
8	4:35.035	3:51.363		20.041		23.631	163		23	1:24.109	43.248		18.691		22.170	166	214
9	1:23.876	42.786		19.110		21.980	163	214	24	1:24.124	43.390		18.839		21.895	165	214
10	1:23.329	42.952		18.542		21.835	164	214	25	1:27.771	43.189		18.745		25.837		214
11	1:30.354	42.756		21.015		26.583		213	26	3:33.964	2:52.500		19.327		22.137	165	
12	6:30.488	5:47.438		20.651		22.399	165		27	1:23.766	43.326		18.684		21.756	164	215
13	1:24.355	43.325		19.164		21.866	162	214	28	1:27.482	43.831		20.957		22.694	164	215
14	1:22.331	42.293		18.417		21.621	162	214	29	1:23.723	43.102		18.660		21.961	166	214
15	1:25.115	44.314		19.016		21.785	164	214	30	1:42.004	45.752		25.979		30.273		214

6 Philipp Frommenwiler, CHE/ Sebastian Asch, DEU									theoretical besttime: 1:21.843								
1	2:50.153	2:05.295		20.344		24.514	166		15	1:28.468	42.573		19.380		26.515		219
2	1:23.567	43.218		18.749		21.600	166	219	16	3:31.446	2:48.788		19.472		23.186	167	
3	1:22.391	42.301		18.475		21.615	167	219	17	1:23.761	42.949		18.969		21.843	167	219
4	1:26.896	42.383		18.742		25.771		219	18	1:25.588	44.687		19.207		21.694	166	215
5	7:35.440	6:54.610		19.073		21.757	166		19	1:23.472	43.046		18.651		21.775	167	219
6	1:22.352	42.507		18.387		21.458	167	217	20	1:22.712	42.414		18.568		21.730	166	220
7	1:22.318	42.464		18.379		21.475	165	218	21	1:28.610	44.009		18.921		25.680		219
8	1:21.929	42.068		18.358		21.503	167	217	22	5:12.020	4:28.570		20.744		22.706	134	
9	1:35.114	46.011		22.080		27.023		218	23	1:24.792	44.352		18.829		21.611	167	207
10	5:21.571	4:39.099		18.540		23.932	165		24	1:27.897	42.906		18.871		26.120		219
11	1:22.824	42.538		18.561		21.725	166	218	25	3:31.927	2:49.215		20.278		22.434	164	
12	1:29.393	45.394		21.609		22.390	166	220	26	1:23.535	43.052		18.580		21.903	166	216
13	1:22.502	42.510		18.399		21.593	167	219	27	1:34.812	43.927		23.500		27.385		218
14	1:22.314	42.372		18.317		21.625	166	220									

7 Herbert Handlos, AUT/ Alfred Renauer, DEU									theoretical besttime: 1:21.544								
1	1:38.377	55.325		20.418		22.634	162		18	1:24.527	42.502		19.670		22.355	167	219
2	1:25.569	44.512		19.262		21.795	165	215	19	1:21.909	42.147		18.252		21.510	168	219
3	1:24.399	43.829		18.875		21.695	166	217	20	1:22.003	42.134		18.457		21.412	167	218
4	1:23.917	43.144		19.005		21.768	166	220	21	1:21.986	41.880		18.641		21.465	166	218
5	1:24.224	43.375		19.010		21.839	167	218	22	1:28.522	43.966		19.428		25.128		219
6	1:24.515	43.504		19.005		22.006	164	218	23	2:22.757	1:42.382		18.786		21.589	166	
7	1:50.669	47.367		28.927		34.375		217	24	1:23.009	42.684		18.733		21.592	166	218
8	4:20.915	3:36.320		20.342		24.253	167		25	1:23.643	43.129		18.751		21.763	164	218
9	1:23.626	42.883		18.816		21.927	166	217	26	1:23.777	42.755		18.648		22.374	163	217
10	1:25.135	42.943		20.241		21.951	166	216	27	1:25.105	43.103		19.533		22.469	165	217
11	1:23.822	43.036		19.090		21.696	163	218	28	1:23.737	42.980		19.041		21.716	166	218
12	1:46.931	51.310		24.631		30.990		210	29	1:24.072	42.934		19.381		21.757	167	217
13	4:40.227	3:58.459		19.110		22.658	167		30	1:24.079	43.350		18.769		21.960	168	219
14	1:23.623	43.241		18.639		21.743	167	216	31	1:31.845	44.597		20.091		27.157		217
15	1:23.336	42.955		18.625		21.756	166	219	32	3:03.669	2:22.603		19.237		21.829	165	
16	1:28.176	43.764		19.051		25.361		219	33	1:44.913	48.577		25.330		31.006		218
17	3:05.014	2:22.702		19.766		22.546	169										

8 Robert Renauer, DEU/ Dominik Schwager, DEU									theoretical besttime: 1:21.333								
1	1:50.837	1:00.043		24.247		26.547	153		17	3:26.467	2:43.334		21.047		22.086	167	
2	1:36.894	48.475		23.052		25.367	163	184	18	1:23.930	43.350		18.852		21.728	168	218
3	1:26.546	44.761		19.176		22.609	166	209	19	1:24.104	43.055		19.262		21.787	168	220
4	1:22.929	42.692		18.697		21.540	167	219	20	1:21.537	41.975		18.248		21.314	167	219
5	1:22.625	42.505		18.640		21.480	166	219	21	1:22.065	42.033		18.554		21.478	167	220
6	1:23.744	42.525		19.360		21.859	165	220	22	1:25.793	42.245		18.664		24.884		220
7	1:42.644	48.287		26.811		27.546		219	23	3:01.209	2:11.873		19.134		30.202	167	



ADAC GT Masters



Lap analysis Free Practice 2

Provisional

Sachsenring, Length: 3645 m

Air temperature: 22.5°C

Track temperature: 27.7°C

Weather condition: Dry

DMSB Reg. Nr.: 278/14
Deutscher Motor Sport Bund e.V.

Friday 19.9.2014 11:50

Lap	Time	SE1	SP1	SE2	SP2	SE3	SP3	TSP	Lap	Time	SE1	SP1	SE2	SP2	SE3	SP3	TSP
8	4:37.698	3:54.012		18.795		24.891	167		24	1:21.925	42.156		18.196		21.573	168	219
9	1:22.766	42.581		18.505		21.680	166	218	25	1:21.854	42.148		18.204		21.502	169	219
10	1:23.311	42.481		19.105		21.725	167	219	26	1:23.674	42.056		18.353		23.265	167	220
11	1:34.634	42.506		21.971		30.157		219	27	1:21.813	42.064		18.157		21.592	168	219
12	6:00.287	5:13.286		18.720		28.281	167		28	1:27.362	42.637		18.900		25.825		219
13	1:23.099	42.729		18.598		21.772	167	220	29	2:32.219	1:51.533		18.858		21.828	168	
14	1:22.637	42.529		18.513		21.595	167	221	30	1:21.999	42.146		18.243		21.610	169	219
15	1:22.968	42.682		18.570		21.716	165	221	31	2:18.889	41.862		1:03.915		33.112		219
16	1:25.880	42.597		18.707		24.576		221									

9 Dominic Jöst, DEU/ Florian Scholze, DEU

theoretical besttime: 1:22.529

1	1:55.885	1:11.418		21.335		23.132	167		18	3:12.096	2:30.730		19.042		22.324	165	
2	1:26.809	45.086		19.520		22.203	167	218	19	1:25.521	43.228		20.152		22.141	166	219
3	1:23.898	43.123		18.996		21.779	166	220	20	1:24.120	43.015		19.079		22.026	166	219
4	1:23.421	42.624		19.003		21.794	167	219	21	1:23.638	42.971		18.698		21.969	167	220
5	1:23.794	42.987		18.848		21.959	164	219	22	1:23.896	42.829		18.890		22.177	166	220
6	1:23.729	42.982		18.929		21.818	166	218	23	1:24.068	43.305		18.781		21.982	165	221
7	1:38.103	44.646		21.275		32.182		218	24	1:23.827	42.952		18.864		22.011	166	220
8	5:05.030	4:21.962		20.522		22.546	163		25	1:23.818	43.024		18.817		21.977	157	219
9	1:23.539	43.179		18.677		21.683	168	214	26	1:26.639	43.578		20.617		22.444	167	216
10	1:22.746	42.258		18.651		21.837	166	219	27	1:24.873	43.625		18.939		22.309	164	219
11	1:34.101	43.532		21.530		29.039		218	28	1:24.220	43.379		18.856		21.985	164	218
12	5:28.639	4:47.755		19.070		21.814	167		29	1:23.789	42.984		18.917		21.888	166	219
13	1:23.339	42.664		18.861		21.814	165	219	30	1:24.862	43.689		19.001		22.172	165	219
14	1:23.171	42.630		18.718		21.823	166	218	31	1:25.866	43.575		19.047		23.244	165	218
15	1:23.200	42.929		18.622		21.649	166	219	32	1:24.676	43.647		19.009		22.020	165	219
16	1:23.133	42.683		18.657		21.793	167	219	33	1:24.324	43.166		18.855		22.303	166	220
17	1:27.148	42.866		18.770		25.512		218	34	1:44.184	46.723		24.444		33.017		220

10 Kelvin van der Linde, ZAF/ Rene Rast, DEU

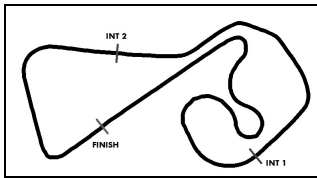
theoretical besttime: 1:21.296

1	1:32.680	50.877		19.708		22.095	167		16	1:25.605	42.006		18.143		25.456		216
2	1:23.411	42.735		18.821		21.855	165	215	17	2:22.216	1:42.396		18.413		21.407	166	
3	1:23.258	42.594		18.867		21.797	167	215	18	1:21.674	42.132		18.107		21.435	165	215
4	1:22.886	42.558		18.696		21.632	166	217	19	1:25.303	42.090		18.162		25.051		215
5	1:23.006	42.729		18.648		21.629	166	216	20	4:12.873	3:32.021		18.456		22.396	166	
6	1:23.059	42.570		18.738		21.751	166	216	21	1:21.755	41.955		18.337		21.463	165	216
7	4:23.166	3:14.567		34.068		34.531		216	22	1:28.336	43.990		19.485		24.861		215
8	4:37.199	3:53.007		21.470		22.722	166		23	2:32.286	1:50.344		19.866		22.076	166	
9	1:22.672	42.720		18.472		21.480	166	214	24	1:22.761	42.761		18.468		21.532	167	215
10	1:43.707	46.915		26.563		30.229		215	25	1:22.256	42.512		18.275		21.469	167	216
11	4:53.050	4:12.465		18.764		21.821	164		26	1:25.872	42.387		18.288		25.197		216
12	1:22.144	42.254		18.377		21.513	166	214	27	3:10.445	2:26.057		21.798		22.590	167	
13	1:21.823	42.097		18.261		21.465	167	216	28	1:21.842	42.430		18.178		21.234	167	215
14	1:21.804	41.962		18.418		21.424	165	216	29	1:37.096	41.993		18.742		36.361		216
15	1:21.641	42.053		18.155		21.433	166	215									

11 Fabian Hamprecht, DEU/ Nicki Thiim, DNK

theoretical besttime: 1:21.599

1	1:31.365	49.712		19.677		21.976	166		17	1:23.370	42.738		18.592		22.040	165	217
2	1:23.253	42.926		18.732		21.595	166	214	18	1:28.210	42.967		19.004		26.239		215
3	1:22.275	42.295		18.445		21.535	165	216	19	2:23.045	1:42.217		18.864		21.964	167	
4	1:22.163	42.226		18.433		21.504	166	216	20	1:24.131	43.107		18.845		22.179	166	217
5	1:27.055	42.467		18.572		26.016		216	21	1:27.182	46.992		18.559		21.631	167	217
6	2:50.215	1:58.346		22.766		29.103			22	1:23.637	42.898		18.889		21.850	166	217
7	4:33.120	3:52.611		18.770		21.739	165		23	1:27.375	43.636		18.839		24.900		216
8	1:22.254	42.381		18.306		21.567	166	213	24	2:51.682	2:06.038		22.096		23.548	165	
9	1:22.131	42.342		18.237		21.552	166	215	25	1:22.850	42.548		18.677		21.625	165	213
10	1:22.428	42.202		18.522		21.704	167	215	26	1:21.823	42.126		18.283		21.414	165	215
11	1:40.925	44.195		24.538		32.192		217	27	1:22.046	41.984		18.478		21.584	166	215
12	5:11.846	4:30.927		19.092		21.827	165		28	1:21.672	41.971		18.214		21.487	166	216
13	1:24.425	42.828		18.632		22.965	165	215	29	1:25.292	42.129		18.489		24.674		215
14	1:23.402	42.975		18.527		21.900	147	216	30	2:33.234	1:50.202		20.719		22.313	166	



ADAC GT Masters

Lap analysis Free Practice 2



Provisional

Sachsenring, Length: 3645 m

Air temperature: 22.5°C

Track temperature: 27.7°C

Weather condition: Dry

DMSB Reg. Nr.: 278/14
Deutscher Motor Sport Bund e.V.

Friday 19.9.2014 11:50

Lap	Time	SE1	SP1	SE2	SP2	SE3	SP3	TSP	Lap	Time	SE1	SP1	SE2	SP2	SE3	SP3	TSP
15	1:23.227	43.044		18.529		21.654	166	214	31	1:28.276	42.765		20.778		24.733	165	215
16	1:23.207	42.867		18.413		21.927	166	217	32	1:35.732	42.642		19.138		33.952		215

13 David Jahn, DEU/ Sven Barth, DEU

theoretical besttime: 1:22.509

1	2:02.779	1:15.133		19.906		27.740	167		15	1:23.454	43.128		18.647		21.679	171	224
2	1:24.062	43.316		18.812		21.934	166	223	16	1:23.494	43.041		18.668		21.785	169	226
3	1:23.571	43.066		18.699		21.806	168	223	17	1:24.133	43.715		18.744		21.674	170	225
4	1:23.413	42.986		18.691		21.736	168	224	18	1:23.898	43.268		18.872		21.758	171	226
5	1:23.669	42.861		19.089		21.719	168	224	19	1:27.293	42.915		18.763		25.615		227
6	1:31.235	42.880		20.001		28.354		225	20	3:44.339	3:00.949		19.551		23.839	170	
7	5:57.477	5:12.023		21.317		24.137	168		21	1:24.287	43.810		18.830		21.647	170	226
8	1:23.016	42.795		18.682		21.539	170	223	22	1:23.401	42.710		18.819		21.872	170	226
9	1:22.958	42.432		18.854		21.672	168	224	23	1:28.979	42.743		20.158		26.078		225
10	1:30.522	42.689		19.840		27.993		224	24	3:42.517	2:57.677		19.979		24.861	170	
11	6:41.437	5:56.892		21.939		22.606	168		25	1:23.446	42.977		18.773		21.696	171	225
12	1:22.743	42.367		18.603		21.773	168	224	26	1:23.442	42.916		18.704		21.822	170	226
13	1:28.235	42.469		18.623		27.143		225	27	1:28.266	43.038		18.922		26.306		225
14	3:05.038	2:23.560		19.605		21.873	169										

14 Florian Spengler, DEU/ Christopher Brück, DEU

theoretical besttime: 1:22.707

1	2:15.113	1:32.903		19.911		22.299	167		16	1:23.072	42.701		18.639		21.732	166	221
2	1:24.306	43.495		19.011		21.800	169	221	17	1:22.835	42.727		18.449		21.659	167	219
3	1:23.883	43.299		18.769		21.815	169	222	18	1:23.177	42.836		18.533		21.808	168	220
4	1:23.528	43.110		18.672		21.746	169	222	19	1:26.824	42.835		18.591		25.398		222
5	1:23.608	42.965		18.840		21.803	168	223	20	5:17.213	4:36.043		19.236		21.934	166	
6	1:23.787	43.153		18.930		21.704	169	223	21	1:24.716	43.287		19.224		22.205	166	220
7	1:36.187	49.066		20.143		26.978		224	22	1:24.150	43.102		19.147		21.901	165	220
8	4:29.614	3:47.230		19.649		22.735	166		23	1:23.996	42.964		19.039		21.993	167	219
9	1:25.063	43.700		19.276		22.087	167	219	24	1:24.304	43.238		19.184		21.882	166	220
10	1:25.430	43.745		19.299		22.386	168	220	25	1:24.165	43.284		18.957		21.924	166	220
11	1:38.128	43.485		21.311		33.332		221	26	1:24.192	43.383		18.954		21.855	164	220
12	7:18.922	6:28.733		23.299		26.890	168		27	1:24.216	43.182		19.019		22.015	166	219
13	1:28.242	45.579		19.341		23.322	167	185	28	1:34.880	45.211		20.334		29.335		219
14	1:23.350	43.094		18.620		21.636	168	220	29	4:50.032	3:54.571		24.025		31.436		
15	1:23.238	43.232		18.446		21.560	168	221									

16 Philip Geipel, DEU/ Markus Winkelhock, DEU

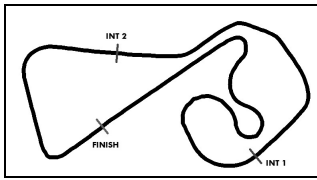
theoretical besttime: 1:21.555

1	1:48.493	1:06.169		19.644		22.680	166		17	1:22.370	42.437		18.390		21.543	168	218
2	1:23.625	42.940		18.967		21.718	162	215	18	1:22.505	42.417		18.425		21.663	166	219
3	1:28.085	42.405		18.672		27.008		217	19	1:27.305	42.886		19.107		25.312		218
4	3:45.407	3:01.089		18.586		25.732	167		20	3:51.202	3:03.060		23.875		24.267	165	
5	1:31.793	42.633		19.255		29.905		219	21	1:24.348	43.437		19.002		21.909	166	216
6	4:46.191	4:02.619		20.571		23.001	163		22	1:21.932	42.264		18.222		21.446	167	217
7	1:23.647	43.205		18.666		21.776	167	216	23	1:22.631	41.916		18.807		21.908	165	218
8	1:22.864	42.581		18.609		21.674	169	215	24	1:28.271	46.752		19.727		21.792	166	218
9	1:22.589	42.590		18.464		21.535	167	216	25	1:22.149	42.190		18.233		21.726	163	216
10	1:44.157	46.524		26.163		31.470		218	26	1:21.840	42.096		18.251		21.493	168	216
11	5:05.618	4:24.065		19.376		22.177	168		27	1:21.811	42.157		18.237		21.417	165	217
12	1:23.751	42.826		18.773		22.152	170	218	28	1:30.450	43.566		18.988		27.896		220
13	1:22.872	42.306		18.677		21.889	151	220	29	2:34.421	1:49.913		22.622		21.886	167	
14	1:23.675	42.683		18.746		22.246	167	214	30	1:23.387	42.734		18.948		21.705	170	217
15	1:22.422	42.433		18.400		21.589	167	218	31	1:32.447	42.429		20.749		29.269		219
16	1:25.343	42.626		19.837		22.880	164	218									

17 Remo Lips, CHE/ Lennart Marioneck, DEU

theoretical besttime: 1:22.936

1	1:54.058	1:07.934		20.882		25.242	162		15	1:24.101	43.415		18.676		22.010	170	225
2	1:34.738	47.875		21.648		25.215	164	219	16	1:23.468	43.008		18.700		21.760	170	225
3	1:28.737	46.137		20.199		22.401	167	222	17	1:24.159	43.314		18.900		21.945	169	225
4	1:25.159	43.756		19.380		22.023	168	222	18	1:23.980	43.230		18.885		21.865	169	225
5	1:24.694	43.393		19.293		22.008	169	223	19	1:27.057	43.245		18.694		25.118		226



ADAC GT Masters

Lap analysis Free Practice 2



Provisional

Sachsenring, Length: 3645 m

Air temperature: 22.5°C

Track temperature: 27.7°C

Weather condition: Dry

DMSB Reg. Nr.: 278/14
Deutscher Motor Sport Bund e.V.

Friday 19.9.2014 11:50

Lap	Time	SE1	SP1	SE2	SP2	SE3	SP3	TSP	Lap	Time	SE1	SP1	SE2	SP2	SE3	SP3	TSP
6	1:25.264	43.307		19.375		22.582	167	223	20	4:04.441	3:21.904		19.587		22.950	167	
7	1:35.501	45.626		21.759		28.116		223	21	1:24.944	43.587		19.284		22.073	162	222
8	9:50.437	8:59.833		22.751		27.853			22	1:24.454	43.250		19.071		22.133	167	221
9	5:25.916	4:43.296		20.228		22.392	170		23	1:23.676	42.754		18.995		21.927	167	223
10	1:24.272	43.301		19.003		21.968	167	226	24	1:23.533	42.998		18.761		21.774	169	224
11	1:23.346	42.935		18.701		21.710	169	223	25	1:23.499	42.772		18.711		22.016	164	224
12	1:23.088	42.550		18.773		21.765	169	224	26	1:23.617	42.914		18.772		21.931	166	222
13	1:26.916	42.601		18.996		25.319		224	27	1:24.501	43.152		19.405		21.944	169	222
14	3:47.162	3:05.807		19.233		22.122	169		28	1:35.950	44.177		22.880		28.893		224

18 Toni Seiler, CHE/ Sebastian Bleekemolen, NLD

theoretical besttime: 1:23.134

1	3:33.900	2:48.096		21.647		24.157	161		17	2:52.228	2:11.244		19.102		21.882	169	
2	1:30.610	46.189		19.822		24.599	167	220	18	1:23.275	42.911		18.604		21.760	168	225
3	1:24.522	43.311		19.140		22.071	166	224	19	1:23.573	42.988		18.637		21.948	167	225
4	1:24.733	42.978		19.791		21.964	166	224	20	1:23.701	43.125		18.744		21.832	168	225
5	1:24.744	43.587		19.033		22.124	143	224	21	1:28.923	43.002		18.739		27.182		225
6	1:37.073	47.985		19.731		29.357		158	22	2:40.921	1:55.381		22.031		23.509	165	
7	4:03.261	3:21.547		19.561		22.153	167		23	1:24.899	43.955		19.062		21.882	169	223
8	1:24.534	43.854		18.796		21.884	168	224	24	1:24.488	43.154		19.454		21.880	167	225
9	1:27.048	43.546		21.533		21.969	167	225	25	1:24.088	43.293		18.897		21.898	168	225
10	1:30.892	43.115		19.324		28.453		225	26	1:23.640	43.089		18.860		21.691	170	225
11	6:38.456	5:57.347		19.202		21.907	167		27	1:30.988	43.530		19.187		28.271		226
12	1:23.410	42.915		18.626		21.869	167	225	28	2:26.460	1:43.856		20.180		22.424	170	
13	1:23.265	42.894		18.735		21.636	169	225	29	1:24.129	43.356		18.914		21.859	169	225
14	1:25.330	44.168		18.975		22.187	168	226	30	1:23.850	43.203		18.916		21.731	170	225
15	1:23.867	43.227		18.853		21.787	169	226	31	1:44.069	47.335		25.701		31.033		227
16	1:29.154	43.014		18.808		27.332		226									

19 Claudia Hürtgen, DEU/ Dominik Baumann, AUT

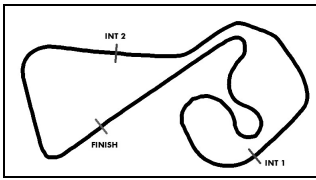
theoretical besttime: 1:21.806

1	2:46.078	2:01.772		20.392		23.914	165		16	1:22.003	42.159		18.262		21.582	165	216
2	1:24.588	43.604		18.892		22.092	168	213	17	1:25.923	42.570		18.623		24.730		218
3	1:22.742	42.662		18.441		21.639	165	216	18	2:47.116	2:06.851		18.463		21.802	167	
4	1:22.450	42.456		18.197		21.797	160	216	19	1:22.197	42.316		18.183		21.698	168	216
5	1:24.508	42.659		18.289		23.560	167	214	20	1:21.919	42.157		18.163		21.599	167	219
6	1:28.380	42.561		18.183		27.636		218	21	1:25.709	42.476		18.235		24.998		218
7	5:23.517	4:31.783		24.651		27.083	145		22	2:55.103	2:14.187		18.884		22.032	166	
8	1:36.824	48.720		21.773		26.331	152	195	23	1:22.276	42.344		18.283		21.649	168	217
9	1:26.171	45.123		19.055		21.993	167	203	24	1:22.044	42.214		18.195		21.635	168	217
10	1:35.900	42.566		23.168		30.166		217	25	1:22.141	42.257		18.234		21.650	169	218
11	6:33.982	5:53.352		18.514		22.116	166		26	1:26.278	42.520		18.233		25.525		217
12	1:22.547	42.345		18.282		21.920	164	216	27	2:27.874	1:43.614		18.888		25.372		
13	1:22.330	42.448		18.234		21.648	166	217	28	2:26.765	1:42.062		19.060		25.643		
14	1:22.211	42.293		18.340		21.578	166	218	29	2:36.526	1:44.175		20.604		31.747		
15	1:22.089	42.417		18.186		21.486	165	218									

20 Max Sandritter, DEU/ Jens Klingmann, DEU

theoretical besttime: 1:21.739

1	2:51.131	2:09.638		18.955		22.538	164		17	1:26.538	42.354		18.416		25.768		216
2	1:23.864	42.897		18.627		22.340	164	214	18	2:55.309	2:13.839		19.165		22.305	167	
3	1:22.433	42.417		18.384		21.632	164	215	19	1:21.849	42.167		18.128		21.554	165	216
4	1:23.298	42.436		18.474		22.388	163	215	20	1:22.131	42.094		18.091		21.946	165	215
5	1:22.461	42.440		18.235		21.786	163	215	21	1:22.819	42.172		18.222		22.425	166	216
6	1:28.188	42.758		19.100		26.330		215	22	1:25.628	42.293		18.390		24.945		216
7	5:05.660	4:24.852		18.860		21.948	163		23	2:59.449	2:18.940		18.670		21.839	166	
8	1:23.470	42.881		18.723		21.866	163	214	24	1:22.266	42.303		18.178		21.785	164	215
9	1:23.728	43.108		18.740		21.880	164	215	25	1:25.556	42.279		18.390		24.887		217
10	1:28.576	43.131		19.027		26.418		216	26	2:22.307	1:42.025		18.367		21.915	162	
11	7:00.849	6:08.466		24.455		27.928	160		27	1:22.911	42.659		18.262		21.990	164	214
12	1:26.877	45.007		19.596		22.274	162	183	28	1:23.384	42.681		18.471		22.232	162	214
13	1:22.577	42.516		18.317		21.744	163	214	29	1:23.597	42.838		18.669		22.090	164	215
14	1:22.284	42.403		18.245		21.636	164	215	30	1:22.978	42.595		18.531		21.852	164	214
15	1:22.647	42.348		18.232		22.067	162	216	31	1:44.709	48.502		24.369		31.838		217



ADAC GT Masters

Lap analysis Free Practice 2



Provisional

Sachsenring, Length: 3645 m

Air temperature: 22.5°C

Track temperature: 27.7°C

Weather condition: Dry

DMSB Reg. Nr.: 278/14
Deutscher Motor Sport Bund e.V.

Friday 19.9.2014 11:50

Lap	Time	SE1	SP1	SE2	SP2	SE3	SP3	TSP	Lap	Time	SE1	SP1	SE2	SP2	SE3	SP3	TSP
16	1:22.364	42.280		18.292		21.792	166	215									

21 Alon Day, ISR/ Luca Ludwig, DEU

theoretical besttime: 1:21.617

1	1:33.791	51.873		19.733		22.185	168		12	7:28.507	6:46.421		18.806		23.280	170	
2	1:23.064	42.772		18.543		21.749	169	221	13	1:29.834	42.850		20.026		26.958	167	223
3	1:22.996	42.630		18.679		21.687	170	223	14	1:22.876	42.788		18.494		21.594	169	221
4	1:24.864	43.366		19.860		21.638	169	224	15	1:26.320	42.622		18.573		25.125		223
5	1:22.741	42.629		18.360		21.752	170	223	16	4:38.515	3:53.566		19.611		25.338	167	
6	1:22.952	42.621		18.549		21.782	169	223	17	1:30.762	47.123		21.579		22.060	170	217
7	1:28.513	42.673		19.075		26.765		223	18	1:22.208	42.348		18.307		21.553	169	222
8	5:20.422	4:39.247		19.313		21.862	167		19	1:21.617	41.918		18.219		21.480	170	223
9	1:23.088	42.649		18.684		21.755	169	221	20	1:26.306	42.160		18.351		25.795		223
10	1:22.829	42.586		18.501		21.742	169	222	21	3:27.522	2:35.995		20.264		31.263	169	
11	1:37.243	42.655		20.477		34.111		222	22	1:45.113	42.622		30.107		32.384		222

22 Nico Bastian, DEU/ Jaime Alguersuari, ESP

theoretical besttime: 1:21.969

1	3:45.355	3:04.040		19.377		21.938	166		12	1:23.341	42.961		18.600		21.780	167	220
2	1:28.166	42.844		18.738		26.584	166	220	13	1:22.654	42.606		18.481		21.567	169	221
3	1:23.315	42.738		18.858		21.719	168	220	14	1:22.325	42.498		18.315		21.512	168	221
4	1:22.632	42.687		18.506		21.439	168	221	15	1:23.160	42.565		18.913		21.682	168	221
5	1:22.983	42.634		18.639		21.710	165	222	16	1:22.860	42.671		18.473		21.716	166	221
6	1:52.380	56.449		25.778		30.153		136	17	1:25.451	42.701		18.540		24.210		220
7	3:33.980	2:49.712		19.289		24.979	167		18	4:22.086	3:32.479		24.427		25.180	167	
8	1:23.038	42.866		18.590		21.582	167	221	19	1:24.407	43.481		18.985		21.941	169	220
9	1:26.464	43.407		20.794		22.263	167	221	20	1:22.004	42.215		18.341		21.448	170	221
10	5:38.007	42.927		4:21.677		33.403		221	21	1:40.007	43.811		25.514		30.682		222
11	18:00.185	17:18.857		19.003		22.325	168										

23 Maro Engel, DEU/ Jan Seyffarth, DEU

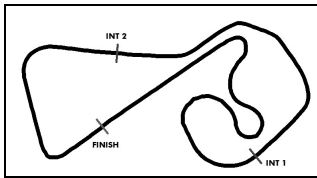
theoretical besttime: 1:21.936

1	1:44.724	1:00.903		21.255		22.566	168		15	1:22.253	42.197		18.507		21.549	168	222
2	1:24.289	43.223		19.185		21.881	168	220	16	1:29.386	43.716		19.429		26.241		223
3	1:23.397	42.535		19.033		21.829	167	222	17	5:13.105	4:32.617		18.741		21.747	169	
4	1:26.821	42.843		18.780		25.198		222	18	1:23.872	42.209		18.816		22.847	169	222
5	4:30.402	3:27.947		28.651		33.804			19	1:22.243	42.213		18.468		21.562	168	222
6	4:11.988	3:29.654		19.720		22.614	167		20	1:26.304	42.415		18.473		25.416		223
7	1:27.709	45.693		19.361		22.655	169	221	21	3:40.651	3:00.406		18.543		21.702	166	
8	1:22.725	42.750		18.561		21.414	168	221	22	1:23.209	42.708		18.663		21.838	166	221
9	1:23.547	42.231		18.793		22.523	170	222	23	1:23.588	42.866		19.038		21.684	167	221
10	1:44.411	53.115		23.553		27.743		223	24	1:22.699	42.488		18.517		21.694	167	222
11	4:57.886	4:15.012		19.304		23.570	165		25	1:27.845	43.127		19.411		25.307		222
12	1:25.149	43.653		19.276		22.220	169	221	26	5:30.407	4:46.557		18.725		25.125	168	
13	1:22.448	42.525		18.375		21.548	167	224	27	1:42.670	43.933		24.407		34.330		221
14	1:22.417	42.371		18.325		21.721	167	223									

24 Albert von Thurn und Taxis, DEU/ Tomas Enge, CZE

theoretical besttime: 1:22.543

1	2:12.979	1:29.777		19.320		23.882	168		13	1:29.233	43.070		19.163		27.000		229
2	1:24.414	43.636		18.734		22.044	168	228	14	4:45.962	4:01.171		21.353		23.438	169	
3	1:24.669	43.107		19.594		21.968	168	228	15	1:24.356	43.385		19.016		21.955	169	229
4	1:23.597	43.042		18.672		21.883	167	228	16	1:23.989	43.227		18.907		21.855	169	229
5	1:22.871	42.698		18.513		21.660	168	227	17	1:23.818	43.056		19.041		21.721	169	229
6	1:27.246	42.668		19.109		25.469		229	18	1:26.948	43.293		18.916		24.739		229
7	8:30.186	7:41.466		21.018		27.702	170		19	9:31.895	8:47.950		21.204		22.741	170	
8	1:29.080	42.957		18.922		27.201		229	20	1:23.147	43.051		18.629		21.467	169	228
9	6:33.498	5:48.275		18.945		26.278	173		21	1:26.718	43.615		19.608		23.495	171	226
10	1:23.195	42.660		18.704		21.831	169	230	22	1:23.372	42.829		18.867		21.676	169	226
11	1:27.149	42.861		19.275		25.013	172	229	23	1:33.031	42.934		21.509		28.588		223
12	1:23.095	42.804		18.416		21.875	169	230									



ADAC GT Masters

Lap analysis Free Practice 2



Provisional

Sachsenring, Length: 3645 m

Air temperature: 22.5°C

Track temperature: 27.7°C

Weather condition: Dry



Reg. Nr.: 278/14

Friday 19.9.2014 11:50

Lap	Time	SE1	SP1	SE2	SP2	SE3	SP3	TSP	Lap	Time	SE1	SP1	SE2	SP2	SE3	SP3	TSP
27 Luca Stolz, DEU/ Maximilian Götz, DEU									theoretical besttime: 1:21.483								
1	1:55.333	1:11.068		20.809		23.456	168		16	1:27.110	42.806		18.842		25.462	222	
2	1:26.959	44.373		18.752		23.834	169	221	17	2:19.776	1:39.411		18.787		21.578	168	
3	1:23.038	42.972		18.350		21.716	168	222	18	1:23.214	42.836		18.799		21.579	168	
4	1:27.404	42.619		18.647		26.138	169	222	19	1:23.338	42.915		18.730		21.693	167	
5	1:22.789	42.743		18.430		21.616	168	222	20	1:26.162	42.852		18.594		24.716	165	
6	1:26.743	42.918		18.891		24.934	169	222	21	1:22.727	42.563		18.521		21.643	168	
7	1:34.941	44.634		19.687		30.620		223	22	1:23.802	43.218		18.903		21.681	167	
8	9:02.938	8:05.117		25.034		32.787			23	1:22.993	42.680		18.618		21.695	166	
9	5:57.425	5:13.072		20.241		24.112	165		24	1:22.840	42.675		18.500		21.665	168	
10	1:22.364	42.314		18.624		21.426	169	220	25	1:23.122	42.548		18.896		21.678	168	
11	1:21.939	42.110		18.397		21.432	169	223	26	1:26.982	42.675		18.416		25.891	222	
12	1:28.747	44.660		19.254		24.833	169	223	27	4:16.392	3:36.278		18.576		21.538	168	
13	1:21.978	42.332		18.247		21.399	168	223	28	1:22.428	42.573		18.287		21.568	167	
14	1:26.769	42.215		18.681		25.873	168	223	29	1:33.837	42.699		20.984		30.154	222	
15	1:21.483	42.035		18.169		21.279	168	222									

Lap	Time	SE1	SP1	SE2	SP2	SE3	SP3	TSP	Lap	Time	SE1	SP1	SE2	SP2	SE3	SP3	TSP
100 Florian Stoll, DEU/ Daniel Dobitsch, AUT									theoretical besttime: 1:22.479								
1	2:16.356	1:30.963		21.334		24.059	158		16	1:23.332	42.758		18.696		21.878	164	211
2	1:27.014	45.163		19.716		22.135	163	202	17	1:23.121	42.675		18.696		21.750	164	212
3	1:24.531	43.360		19.168		22.003	162	212	18	1:31.543	42.379		23.115		26.049		212
4	1:41.738	47.369		23.522		30.847		212	19	2:50.912	2:09.107		19.452		22.353	164	
5	7:52.902	7:09.272		19.942		23.688	159		20	1:22.924	42.824		18.499		21.601	165	212
6	1:27.584	45.321		19.607		22.656	162	209	21	1:25.954	43.017		20.000		22.937	166	213
7	1:29.467	44.994		20.472		24.001	162	209	22	1:23.693	43.211		18.625		21.857	161	213
8	1:31.165	43.496		20.273		27.396		211	23	1:22.789	42.502		18.509		21.778	166	212
9	6:27.744	5:43.619		19.848		24.277	162		24	1:22.855	42.579		18.534		21.742	165	214
10	1:25.449	43.424		19.543		22.482	164	212	25	1:28.883	42.855		20.119		25.909		213
11	1:22.921	42.665		18.603		21.653	161	213	26	2:51.901	2:10.347		19.340		22.214	165	
12	1:24.671	42.422		20.523		21.726	163	212	27	1:22.692	42.516		18.506		21.670	165	213
13	1:22.929	42.601		18.658		21.670	163	213	28	1:22.906	42.554		18.646		21.706	165	213
14	1:26.179	42.629		18.667		24.883		213	29	1:38.757	44.354		24.016		30.387		214
15	2:31.505	1:49.471		19.488		22.546	162										



ADAC GT Masters

Vmax list Free Practice 2



Provisional

Sachsenring, Length: 3645 m

Air temperature: 22.5°C

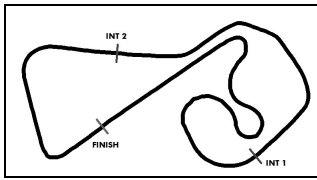
Track temperature: 27.7°C

Weather condition: Dry

DMSB Reg. Nr.: 278/14
Deutscher Motor Sport Bund e.V.

Friday 19.9.2014 11:50

Nr	Team, Car, Driver, Nat	Top speed
24	Reiter Engineering, Chevrolet Camaro GT von Thurn und Taxis Albert , DEU Enge Tomas , CZE	230,23 km/h
13	RWT Racing Team, Corvette Z06.R GT3 Jahn David , DEU Barth Sven , DEU	226,65 km/h
18	Callaway Competition, Corvette Z06.R GT3 Seiler Toni , CHE Bleekemolen Sebastian , NLD	226,51 km/h
2	Callaway Competition, Corvette Z06.R GT3 Assenheimer Patrick , DEU Alessi Diego , ITA	225,99 km/h
17	Callaway Competition, Corvette Z06.R GT3 Lips Remo , CHE Marioneck Lennart , DEU	225,75 km/h
1	Callaway Competition, Corvette Z06.R GT3 Wirth Andreas , DEU Keilwitz Daniel , DEU	225,05 km/h
14	MRS GT-Racing, McLaren MP4-12C GT3 Spengler Florian , DEU Brück Christopher , DEU	224,11 km/h
21	BKK Mobil Oil Zakspeed, Mercedes-Benz SLS AMG GT3 Day Alon , ISR Ludwig Luca , DEU	223,74 km/h
23	ROWE Racing, Mercedes-Benz SLS AMG GT3 Engel Maro , DEU Seyffarth Jan , DEU	223,60 km/h
27	H.T.P. Motorsport, Mercedes-Benz SLS AMG GT3 Stolz Luca , DEU Götz Maximilian , DEU	223,09 km/h
22	ROWE Racing, Mercedes-Benz SLS AMG GT3 Bastian Nico , DEU Alguersuari Jaime , ESP	222,18 km/h
3	GW IT Racing Team Schütz Motorsport, Porsche 911 GT3 R Engelhart Christian , DEU van Lagen Jaap , NLD	220,86 km/h
8	TONINO Team Herberth, Porsche 911 GT3 R Renauer Robert , DEU Schwager Dominik , DEU	220,72 km/h
9	TONINO Team Herberth, Porsche 911 GT3 R Jöst Dominic , DEU Scholze Florian , DEU	220,54 km/h



ADAC GT Masters

Vmax list Free Practice 2

Provisional



Sachsenring, Length: 3645 m

Air temperature: 22.5°C

Track temperature: 27.7°C

Weather condition: Dry

DMSB Reg. Nr.: 278/14
Deutscher Motor Sport Bund e.V.

Friday 19.9.2014 11:50

Nr	Team, Car, Driver, Nat	Top speed
16	YACO Racing, Audi R8 LMS ultra Geipel Philip , DEU Winkelhock Markus , DEU	220,45 km/h
6	Farnbacher Racing, Porsche 911 GT3 R Frommenwiler Philipp , CHE Asch Sebastian , DEU	220,36 km/h
7	TONINO Team Herberth, Porsche 911 GT3 R Handlos Herbert , AUT Renauer Alfred , DEU	219,74 km/h
19	PIXUM Team Schubert, BMW Z4 GT3 Hürtgen Claudia , DEU Baumann Dominik , AUT	218,85 km/h
4	GW IT Racing Team Schütz Motorsport, Porsche 911 GT3 R Nathan Wolf , NLD Wossos Antonios , GRC	218,67 km/h
11	Prosperia C. Abt Racing, Audi R8 LMS ultra Hamprecht Fabian , DEU Thiim Nicki , DNK	217,00 km/h
20	PIXUM Team Schubert, BMW Z4 GT3 Sandritter Max , DEU Klingmann Jens , DEU	216,87 km/h
10	Prosperia C. Abt Racing, Audi R8 LMS ultra van der Linde Kelvin , ZAF Rast Rene , DEU	216,74 km/h
5	Farnbacher Racing, Porsche 911 GT3 R Lukas Robert , POL Morcom Nathan , AUS	215,70 km/h
100	kfzteile24 APR Motorsport, Audi R8 LMS ultra Stoll Florian , DEU Dobitsch Daniel , AUT	213,73 km/h