

ADAC GT Masters

Results Free Practice 1



Provisional

Reg. Nr.: 278/14

Friday 19.9.2014 08:00

Sachsenring, Length: 3645 m

Air temperature: 19.5°C

Track temperature: 20.6°C

Weather condition: Dry

started : 24 classified : 24 not classified : 0

	Drivers	Team	Car	Lap	Best Time	Gap	Diff	Kph	Day Time
1	19 C.Hürtgen/D.Baumann	PIXUM Team Schubert	BMW Z4 GT3	12	1:21.575			160,9	8:26:31
2	16 P.Geipel/M.Winkelhock	YACO Racing	Audi R8 LMS ultra	27	1:21.590	0.015	0.015	160,8	8:58:31
3	8 R.Renauer/D.Schwager	TONINO Team Herberth	Porsche 911 GT3 R	25	1:21.605	0.030	0.015	160,8	8:54:25
4	20 M.Sandritter/J.Klingmann	PIXUM Team Schubert	BMW Z4 GT3	11	1:21.621	0.046	0.016	160,8	8:28:26
5	3 C.Engelhart/J.van Lagen	GW IT Racing Team Schütz Motors	Porsche 911 GT3 R	15	1:21.684	0.109	0.063	160,6	8:33:58
6	10 K.van der Linde/R.Rast	Prosperia C. Abt Racing	Audi R8 LMS ultra	9	1:21.961	0.386	0.277	160,1	8:14:30
7	27 L.Stolz/M.Götz	H.T.P. Motorsport	Mercedes-Benz SLS AMG GT3	13	1:22.045	0.470	0.084	159,9	8:28:48
8	7 H.Handlos(*G*)/A.Renauer	TONINO Team Herberth	Porsche 911 GT3 R	14	1:22.137	0.562	0.092	159,8	8:31:26
9	6 P.Frommenwiler/S.Asch	Farnbacher Racing	Porsche 911 GT3 R	17	1:22.244	0.669	0.107	159,5	8:37:07
10	21 A.Day/L.Ludwig	BKK Mobil Oil Zakspeed	Mercedes-Benz SLS AMG GT3	12	1:22.257	0.682	0.013	159,5	8:28:37
11	1 A.Wirth/D.Keilwitz	Callaway Competition	Corvette Z06.R GT3	21	1:22.318	0.743	0.061	159,4	8:55:30
12	23 M.Engel/J.Seyffarth	ROWE Racing	Mercedes-Benz SLS AMG GT3	16	1:22.374	0.799	0.056	159,3	8:37:46
13	11 F.Hamprecht/N.Thiim	Prosperia C. Abt Racing	Audi R8 LMS ultra	23	1:22.437	0.862	0.063	159,2	8:47:08
14	2 P.Assenheimer/D.Alessi	Callaway Competition	Corvette Z06.R GT3	23	1:22.500	0.925	0.063	159,1	8:54:41
15	100 F.Stoll/D.Dobitsch	kfzteile24 APR Motorsport	Audi R8 LMS ultra	26	1:22.505	0.930	0.005	159,0	8:57:37
16	22 N.Bastian/J.Alguersuari	ROWE Racing	Mercedes-Benz SLS AMG GT3	12	1:22.569	0.994	0.064	158,9	8:29:13
17	13 D.Jahn/S.Barth	RWT Racing Team	Corvette Z06.R GT3	27	1:22.651	1.076	0.082	158,8	8:53:38
18	9 D.Jöst(*G*)/F.Scholze(*G*)	TONINO Team Herberth	Porsche 911 GT3 R	6	1:22.905	1.330	0.254	158,3	8:09:06
19	24 A.von Thurn und Taxis/T.Engel	Reiter Engineering	Chevrolet Camaro GT	8	1:22.943	1.368	0.038	158,2	8:14:00
20	14 F.Spengler/C.Brück	MRS GT-Racing	McLaren MP4-12C GT3	24	1:23.088	1.513	0.145	157,9	8:47:46
21	17 R.Lips(*G*)/L.Marionek	Callaway Competition	Corvette Z06.R GT3	8	1:23.360	1.785	0.272	157,4	8:13:24
22	5 R.Lukas/N.Morcom	Farnbacher Racing	Porsche 911 GT3 R	30	1:23.516	1.941	0.156	157,1	8:59:24
23	18 T.Seiler(*G*)/S.Bleekemolen	Callaway Competition	Corvette Z06.R GT3	24	1:23.616	2.041	0.100	156,9	8:47:58
24	4 W.Nathan(*G*)/A.Wossos(*G*)	GW IT Racing Team Schütz Motors	Porsche 911 GT3 R	11	1:23.915	2.340	0.299	156,4	8:26:41

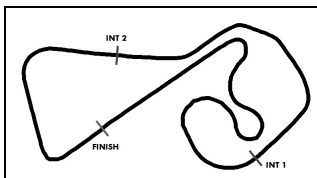
(*G*) marks the gentlemen driver

Subject to final scrutineering!

Publications Time:

Clerk of the course:

Time Keeping:



ADAC GT Masters

Lap Analysis Free Practice 1



Provisional

Reg. Nr.: 278/14

Friday 19.9.2014 08:00

Sachsenring, Length: 3645 m

Air temperature: 19.6°C

Track temperature: 20.7°C

Weather condition: Dry

Lap	Time	SE1	SP1	SE2	SP2	SE3	SP3	Lap	Time	SE1	SP1	SE2	SP2	SE3	SP3
1 Andreas Wirth, DEU/ Daniel Keilwitz, DEU								theoretical besttime: 1:22.134							
1	3:14.261	2:17.858		24.287		32.116		12	4:05.121	3:23.324		19.722		22.075	172
2	9:10.515	8:26.986		20.643		22.886	169	13	1:24.137	42.961		18.874		22.302	174
3	1:25.225	43.863		19.280		22.082	170	14	1:24.140	43.799		18.625		21.716	170
4	1:30.488	43.277		21.055		26.156		15	1:23.340	42.959		18.703		21.678	171
5	10:02.730	9:20.703		19.786		22.241	171	16	1:23.185	42.644		18.722		21.819	171
6	1:23.866	43.313		18.844		21.709	170	17	1:26.706	42.676		18.595		25.435	
7	1:23.638	42.880		19.014		21.744	173	18	4:11.772	3:30.360		19.447		21.965	172
8	1:23.634	42.970		18.981		21.683	172	19	1:23.050	42.876		18.537		21.637	170
9	1:23.241	42.885		18.659		21.697	165	20	1:22.729	42.266		18.261		22.202	173
10	1:27.001	42.932		18.739		25.330		21	1:22.318	42.236		18.435		21.647	174
11	3:39.626	2:54.950		18.930		25.746		22	1:27.628	42.331		18.455		26.842	

2 Patrick Assenheimer, DEU/ Diego Alessi, ITA								theoretical besttime: 1:22.325							
1	3:08.448	2:05.779		30.778		31.891	162	15	3:28.498	2:46.463		19.373		22.662	168
2	1:31.560	46.843		20.707		24.010	165	16	1:24.131	43.091		19.051		21.989	167
3	1:27.694	45.628		19.508		22.558	165	17	1:23.756	43.104		18.763		21.889	167
4	1:24.938	43.491		19.275		22.172	165	18	1:24.449	43.208		18.823		22.418	168
5	1:24.130	42.989		18.983		22.158	168	19	1:27.255	43.042		18.808		25.405	
6	1:24.303	43.062		19.143		22.098	168	20	5:04.636	4:21.920		20.183		22.533	168
7	1:29.717	44.423		19.146		26.148		21	1:26.136	44.068		19.464		22.604	168
8	15:56.706	15:14.343		19.937		22.426	167	22	1:22.989	42.739		18.402		21.848	169
9	1:25.778	44.912		18.896		21.970	168	23	1:22.500	42.337		18.577		21.586	167
10	1:24.990	43.770		18.953		22.267	167	24	1:22.866	42.551		18.565		21.750	167
11	1:24.119	43.149		18.780		22.190	169	25	1:22.789	42.366		18.596		21.827	166
12	1:23.548	42.976		18.672		21.900	170	26	1:30.092	44.284		21.157		24.651	169
13	1:23.609	42.964		18.721		21.924	168	27	1:23.298	42.904		18.571		21.823	166
14	1:27.716	43.442		18.819		25.455		28	1:35.511	48.580		21.270		25.661	

3 Christian Engelhart, DEU/ Jaap van Lagen, NLD								theoretical besttime: 1:21.434							
1	2:19.825	1:36.544		20.371		22.910	164	17	1:33.643	44.478		20.104		29.061	
2	1:24.079	43.636		18.932		21.511	168	18	3:51.402	3:10.438		18.759		22.205	159
3	1:22.339	42.570		18.518		21.251	167	19	1:22.748	42.811		18.369		21.568	167
4	1:32.226	46.159		22.300		23.767	168	20	1:22.371	42.330		18.421		21.620	167
5	1:28.713	46.533		19.854		22.326	167	21	1:22.314	42.500		18.382		21.432	167
6	1:21.873	42.134		18.483		21.256	168	22	1:22.195	42.321		18.354		21.520	166
7	1:22.404	42.374		18.519		21.511	168	23	1:21.904	42.191		18.302		21.411	168
8	1:40.197	46.653		23.403		30.141		24	1:22.247	42.235		18.303		21.709	165
9	13:05.329	12:23.691		19.378		22.260	169	25	1:22.487	42.555		18.325		21.607	168
10	1:21.935	42.385		18.339		21.211	169	26	1:22.827	42.404		18.567		21.856	167
11	1:22.058	42.318		18.418		21.322	169	27	1:22.278	42.309		18.395		21.574	167
12	1:24.474	43.159		18.694		22.621	166	28	1:22.054	42.328		18.255		21.471	167
13	1:24.510	42.268		20.116		22.126	169	29	1:22.345	42.432		18.334		21.579	166
14	1:26.345	45.105		19.040		22.200	169	30	1:22.241	42.358		18.403		21.480	167
15	1:21.684	42.201		18.089		21.394	166	31	1:29.621	42.417		18.811		28.393	
16	1:22.040	42.289		18.319		21.432	167								

4 Wolf Nathan, NLD/ Antonios Wossos, GRC								theoretical besttime: 1:23.465							
1	2:34.896	1:45.928		24.113		24.855	161	17	4:42.293	3:58.194		20.829		23.270	163
2	1:29.046	45.867		20.649		22.530	164	18	1:28.341	44.617		21.065		22.659	164
3	1:30.579	46.188		21.286		23.105	164	19	1:25.987	43.832		19.848		22.307	163
4	1:28.878	45.274		20.138		23.466	165	20	1:24.828	43.425		19.307		22.096	165
5	1:25.887	44.032		19.558		22.297	166	21	1:24.773	43.279		19.451		22.043	165
6	1:26.237	44.632		19.554		22.051	165	22	1:25.021	43.179		19.596		22.246	164
7	1:27.041	44.851		19.902		22.288	164	23	1:24.384	43.130		19.205		22.049	165
8	1:28.343	45.250		19.905		23.188	164	24	1:24.194	43.137		19.173		21.884	164
9	1:32.947	44.159		19.595		29.193		25	1:27.117	42.850		18.940		25.327	
10	10:53.303	10:11.389		19.832		22.082	163	26	5:08.667	4:27.663		19.080		21.924	165
11	1:23.915	43.097		19.143		21.675	164	27	1:26.712	43.526		19.091		24.095	156
12	1:24.423	43.322		19.069		22.032	164	28	1:25.923	43.610		19.016		23.297	164



ADAC GT Masters

Lap Analysis Free Practice 1



Provisional

Reg. Nr.: 278/14

Friday 19.9.2014 08:00

Sachsenring, Length: 3645 m

Air temperature: 19.6°C

Track temperature: 20.7°C

Weather condition: Dry

Lap	Time	SE1	SP1	SE2	SP2	SE3	SP3	Lap	Time	SE1	SP1	SE2	SP2	SE3	SP3
13	1:24.115	43.153		19.104		21.858	165	29	1:24.028	43.268		18.958		21.802	166
14	1:25.360	43.131		20.091		22.138	164	30	1:24.781	43.349		19.065		22.367	164
15	1:27.255	43.853		20.157		23.245	163	31	1:42.674	48.523		24.035		30.116	
16	1:40.074	46.982		22.264		30.828									

5 Robert Lukas, POL/ Nathan Morcom, AUS

theoretical besttime: 1:23.226

1	2:02.660	1:05.529		23.928		33.203		17	1:24.092	43.134		19.168		21.790	165
2	1:54.010	1:04.568		21.174		28.268		18	1:24.065	43.455		18.864		21.746	165
3	3:21.961	2:38.166		20.861		22.934	161	19	1:28.028	43.535		18.777		25.716	
4	1:27.555	45.349		19.507		22.699	162	20	3:51.695	3:04.486		22.597		24.612	163
5	1:26.270	44.437		19.232		22.601	162	21	1:29.241	45.658		20.886		22.697	164
6	1:25.263	43.946		19.133		22.184	163	22	1:27.387	44.877		20.038		22.472	162
7	1:24.731	43.491		19.072		22.168	164	23	1:27.056	44.334		19.288		23.434	163
8	1:24.855	43.646		19.060		22.149	163	24	1:24.987	43.796		19.116		22.075	165
9	1:34.962	44.448		22.600		27.914		25	1:24.211	43.245		18.837		22.129	162
10	8:37.681	7:55.382		19.445		22.854	163	26	1:25.721	44.524		19.068		22.129	162
11	1:25.194	43.729		18.973		22.492	164	27	1:25.044	43.261		19.500		22.283	162
12	1:23.941	43.233		18.857		21.851	164	28	1:25.627	43.372		18.966		23.289	160
13	1:24.538	43.355		19.174		22.009	164	29	1:24.177	43.544		18.632		22.001	162
14	1:29.005	43.639		19.292		26.074		30	1:23.516	42.942		18.683		21.891	162
15	5:12.740	4:31.310		19.503		21.927	163	31	1:23.634	42.848		18.888		21.898	162
16	1:24.375	43.592		18.886		21.897	164	32	1:31.212	44.461		19.790		26.961	

6 Philipp Frommenwiler, CHE/ Sebastian Asch, DEU

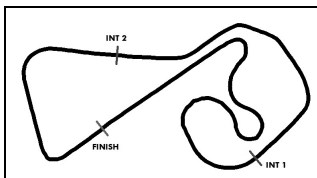
theoretical besttime: 1:22.176

1	2:49.792	2:03.706		21.969		24.117	164	17	1:22.244	42.419		18.372		21.453	167
2	1:30.071	45.957		19.807		24.307	167	18	1:29.504	43.718		20.142		25.644	
3	1:24.903	43.668		19.092		22.143	166	19	4:03.887	3:18.251		22.102		23.534	163
4	1:24.135	43.238		18.740		22.157	169	20	1:25.595	44.370		18.865		22.360	166
5	1:23.761	42.916		18.834		22.011	168	21	1:23.465	42.939		18.606		21.920	165
6	1:26.163	44.559		19.631		21.973	168	22	1:23.192	42.977		18.575		21.640	167
7	1:24.953	42.614		19.508		22.831	168	23	1:23.280	42.601		18.946		21.733	166
8	1:23.621	43.030		18.855		21.736	166	24	1:23.035	42.675		18.721		21.639	166
9	1:23.066	42.802		18.658		21.606	167	25	1:23.309	42.885		18.619		21.805	166
10	1:39.889	43.354		21.082		35.453		26	1:28.918	43.531		19.145		26.242	
11	8:45.021	8:03.696		19.237		22.088	167	27	4:34.849	3:54.503		18.653		21.693	166
12	1:23.064	42.807		18.630		21.627	167	28	1:22.696	42.467		18.432		21.797	167
13	1:23.271	42.444		18.631		22.196	167	29	1:22.667	42.556		18.726		21.385	167
14	1:22.749	42.559		18.630		21.560	167	30	1:23.124	42.650		18.798		21.676	165
15	1:30.838	44.037		19.961		26.840		31	1:46.308	49.693		23.943		32.672	
16	5:29.741	4:47.881		19.950		21.910	168								

7 Herbert Handlos, AUT/ Alfred Renauer, DEU

theoretical besttime: 1:22.071

1	3:39.932	2:50.481		25.085		24.366	160	16	2:54.102	2:07.907		22.649		23.546	166
2	1:31.908	47.625		21.438		22.845	163	17	1:25.357	44.025		19.250		22.082	164
3	1:28.752	45.386		20.744		22.622	160	18	1:25.267	43.972		19.341		21.954	166
4	1:27.335	45.123		19.959		22.253	167	19	1:25.032	44.117		19.146		21.769	166
5	1:26.008	43.914		19.918		22.176	162	20	1:24.656	43.613		19.057		21.986	163
6	1:27.162	45.163		19.991		22.008	166	21	1:25.108	44.351		19.012		21.745	166
7	1:32.834	43.986		20.513		28.335		22	1:24.233	43.475		18.850		21.908	165
8	3:07.807	2:13.955		21.161		32.691		23	1:25.214	43.393		20.045		21.776	168
9	8:49.766	8:08.445		19.355		21.966	167	24	1:24.062	43.186		19.180		21.696	166
10	1:23.914	43.146		18.882		21.886	167	25	1:28.226	43.329		18.767		26.130	
11	1:23.197	42.717		18.811		21.669	167	26	3:32.286	2:51.239		18.951		22.096	161
12	1:22.829	42.621		18.661		21.547	167	27	1:24.250	43.153		18.895		22.202	165
13	1:22.672	42.302		18.491		21.879	166	28	1:24.416	43.501		19.104		21.811	165
14	1:22.137	42.084		18.440		21.613	167	29	1:55.317	43.312		19.270		52.735	139
15	1:27.262	43.166		19.081		25.015		30	1:29.687	44.418		19.128		26.141	



ADAC GT Masters

Lap Analysis Free Practice 1



Provisional

Reg. Nr.: 278/14

Friday 19.9.2014 08:00

Sachsenring, Length: 3645 m

Air temperature: 19.6°C

Track temperature: 20.7°C

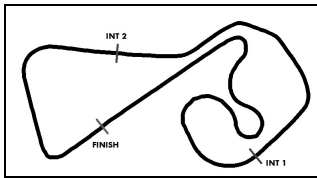
Weather condition: Dry

Lap	Time	SE1	SP1	SE2	SP2	SE3	SP3	Lap	Time	SE1	SP1	SE2	SP2	SE3	SP3
8 Robert Renauer, DEU/ Dominik Schwager, DEU								theoretical besttime: 1:21.369							
1	2:49.073	2:00.719		23.426		24.928	161	16	5:43.090	5:02.271		19.226		21.593	167
2	1:28.636	45.295		19.915		23.426	168	17	1:22.690	42.372		18.630		21.688	166
3	1:22.906	42.642		18.645		21.619	168	18	1:22.641	42.677		18.433		21.531	168
4	1:26.767	42.480		20.938		23.349	168	19	1:22.419	42.397		18.603		21.419	167
5	1:22.054	41.981		18.343		21.730	168	20	1:22.943	42.554		18.867		21.522	167
6	1:28.410	42.425		19.002		26.983		21	1:22.488	42.584		18.434		21.470	168
7	6:27.841	5:31.726		24.453		31.662		22	1:25.807	42.404		18.497		24.906	
8	8:19.139	7:36.824		19.967		22.348	166	23	3:11.555	2:31.122		18.754		21.679	167
9	1:23.824	42.958		19.206		21.660	168	24	1:22.288	42.618		18.274		21.396	169
10	1:22.689	42.280		18.642		21.767	167	25	1:21.605	41.895		18.078		21.632	167
11	1:22.501	42.281		18.710		21.510	167	26	1:23.971	42.578		19.585		21.808	167
12	1:22.594	42.436		18.609		21.549	167	27	1:22.187	42.157		18.377		21.653	168
13	1:22.516	42.389		18.568		21.559	167	28	1:26.885	43.401		21.482		22.002	168
14	1:22.543	42.526		18.601		21.416	167	29	1:25.774	42.450		18.552		24.772	
15	1:26.037	42.439		18.608		24.990									

9 Dominic Jöst, DEU/ Florian Scholze, DEU								theoretical besttime: 1:22.851							
1	2:02.415	1:16.176		22.556		23.683	164	8	1:28.178	42.993		19.054		26.131	
2	1:29.029	46.396		20.245		22.388	167	9	3:35.255	2:46.596		19.704		28.955	
3	1:25.247	43.884		19.532		21.831	167	10	9:22.333	8:40.315		19.499		22.519	164
4	1:24.057	42.566		19.463		22.028	168	11	1:24.301	42.836		18.957		22.508	167
5	1:23.247	42.647		18.904		21.696	166	12	1:24.228	43.231		19.188		21.809	167
6	1:22.905	42.342		18.813		21.750	166	13	1:28.684	42.839		18.828		27.017	
7	1:23.787	42.824		18.892		22.071	167								

10 Kelvin van der Linde, ZAF/ Rene Rast, DEU								theoretical besttime: 1:21.677							
1	1:45.875	56.312		23.600		25.963	161	18	1:22.668	42.438		18.618		21.612	166
2	1:31.760	47.003		20.137		24.620	164	19	1:23.049	42.484		18.884		21.681	165
3	1:24.024	43.285		18.950		21.789	165	20	1:27.403	43.632		18.506		25.265	
4	1:23.535	43.022		18.751		21.762	165	21	4:14.578	3:34.554		18.462		21.562	161
5	1:22.788	42.447		18.602		21.739	165	22	1:22.213	42.244		18.250		21.719	166
6	1:26.826	42.484		18.610		25.732		23	1:22.235	42.254		18.434		21.547	164
7	2:51.271	2:09.674		18.811		22.786	167	24	1:22.427	42.284		18.594		21.549	166
8	1:22.029	42.090		18.423		21.516	165	25	1:22.161	42.378		18.352		21.431	167
9	1:21.961	41.996		18.343		21.622	165	26	1:26.094	42.227		18.723		25.144	
10	1:33.501	42.457		22.103		28.941		27	2:28.413	1:47.803		18.825		21.785	163
11	8:33.612	7:51.997		19.443		22.172	167	28	1:24.094	42.342		18.509		23.243	164
12	1:24.410	43.567		19.032		21.811	167	29	1:23.093	42.294		18.342		22.457	155
13	1:26.535	42.629		19.292		24.614	146	30	1:22.679	42.708		18.451		21.520	165
14	1:23.934	43.299		18.903		21.732	163	31	1:22.437	42.328		18.595		21.514	166
15	1:23.430	43.007		18.636		21.787	167	32	1:22.426	42.268		18.318		21.840	165
16	1:26.592	42.657		18.600		25.335		33	1:29.054	44.412		19.158		25.484	
17	4:04.361	3:23.476		19.018		21.867	166								

11 Fabian Hamprecht, DEU/ Nicki Thiim, DNK								theoretical besttime: 1:22.174							
1	1:47.307	59.025		22.373		25.909	161	17	1:22.996	42.563		18.708		21.725	166
2	1:31.420	47.467		19.934		24.019	165	18	1:22.956	42.532		18.718		21.706	166
3	1:26.462	44.313		19.332		22.817	165	19	1:22.890	42.438		18.737		21.715	166
4	1:24.633	43.434		18.955		22.244	165	20	1:27.107	42.437		18.571		26.099	
5	1:28.128	43.086		19.028		26.014		21	3:36.690	2:55.650		19.300		21.740	167
6	3:47.500	3:06.515		18.923		22.062	165	22	1:22.703	42.512		18.527		21.664	167
7	1:24.341	43.350		19.073		21.918	165	23	1:22.437	42.461		18.437		21.539	167
8	1:26.036	43.409		20.417		22.210	166	24	1:22.460	42.272		18.388		21.800	165
9	1:35.376	42.944		19.471		32.961		25	1:25.331	42.319		18.364		24.648	
10	9:02.111	8:17.702		20.838		23.571	162	26	4:03.077	3:22.706		18.752		21.619	167
11	1:27.025	43.593		19.712		23.720	166	27	1:23.276	42.892		18.833		21.551	167
12	1:25.768	43.336		20.372		22.060	166	28	1:22.911	42.746		18.478		21.687	167
13	1:23.839	42.848		19.020		21.971	166	29	1:24.066	42.866		18.888		22.312	164
14	1:27.762	43.027		19.073		25.662		30	1:22.867	42.789		18.485		21.593	167



ADAC GT Masters

Lap Analysis Free Practice 1



Provisional

Reg. Nr.: 278/14

Friday 19.9.2014 08:00

Sachsenring, Length: 3645 m

Air temperature: 19.6°C

Track temperature: 20.7°C

Weather condition: Dry

Lap	Time	SE1	SP1	SE2	SP2	SE3	SP3	Lap	Time	SE1	SP1	SE2	SP2	SE3	SP3
15	3:10.098	2:29.184		19.123		21.791	166	31	1:22.759	42.772		18.449		21.538	168
16	1:23.229	42.599		18.859		21.771	167	32	1:30.612	45.222		19.407		25.983	

13 David Jahn, DEU/ Sven Barth, DEU

theoretical besttime: 1:22.402

1	2:42.147	1:47.211		25.253		29.683		18	1:24.265	43.280		18.998		21.987	167
2	2:51.705	2:07.049		21.635		23.021	168	19	1:23.930	42.950		18.777		22.203	168
3	1:26.572	44.875		19.232		22.465	169	20	1:23.515	42.767		18.698		22.050	167
4	1:25.734	44.305		18.854		22.575	170	21	1:23.224	42.686		18.605		21.933	168
5	1:24.377	43.526		18.714		22.137	172	22	1:23.347	42.699		18.759		21.889	169
6	1:23.947	43.213		18.717		22.017	165	23	1:23.109	42.565		18.702		21.842	169
7	1:23.688	43.391		18.655		21.642	170	24	1:28.849	44.086		19.125		25.638	
8	1:23.489	43.099		18.734		21.656	169	25	4:09.509	3:28.555		18.947		22.007	168
9	1:31.207	42.772		19.667		28.768		26	1:23.334	42.713		18.803		21.818	168
10	9:29.125	8:44.987		22.126		22.012	169	27	1:22.651	42.450		18.591		21.610	169
11	1:23.649	43.227		18.742		21.680	168	28	1:26.080	43.014		19.274		23.792	169
12	1:23.378	42.943		18.821		21.614	168	29	1:23.198	42.521		18.641		22.036	168
13	1:23.063	42.665		18.679		21.719	170	30	1:25.393	42.634		19.907		22.852	169
14	1:22.789	42.837		18.443		21.509	170	31	1:22.979	42.685		18.497		21.797	169
15	1:23.091	42.868		18.531		21.692	169	32	1:22.958	42.588		18.609		21.761	168
16	1:26.928	42.790		18.603		25.535		33	1:32.521	45.655		19.423		27.443	
17	3:27.946	2:45.851		19.551		22.544	167								

14 Florian Spengler, DEU/ Christopher Brück, DEU

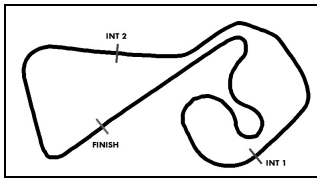
theoretical besttime: 1:22.772

1	2:33.030	1:43.559		25.155		24.316	163	18	1:23.388	42.849		18.921		21.618	170
2	1:29.924	46.642		20.710		22.572	165	19	1:23.284	42.944		18.774		21.566	170
3	1:30.305	46.356		20.412		23.537	161	20	1:23.510	42.966		18.725		21.819	170
4	1:26.275	44.470		19.589		22.216	169	21	1:27.261	42.943		18.601		25.717	
5	1:25.101	43.705		19.385		22.011	167	22	5:20.800	4:40.184		19.111		21.505	168
6	1:25.483	43.448		19.177		22.858	169	23	1:23.883	42.690		19.393		21.800	170
7	1:28.284	47.025		19.213		22.046	169	24	1:23.088	42.666		18.806		21.616	170
8	1:25.071	43.982		19.176		21.913	166	25	1:23.370	42.727		18.813		21.830	170
9	1:24.144	43.027		19.158		21.959	169	26	1:26.712	42.885		18.685		25.142	
10	1:39.578	43.190		20.430		35.958		27	2:58.271	2:16.605		19.583		22.083	167
11	9:43.612	9:01.756		19.899		21.957	168	28	1:24.351	43.434		19.206		21.711	168
12	1:25.298	43.967		19.400		21.931	168	29	1:25.536	43.272		19.298		22.966	155
13	1:24.209	43.524		18.934		21.751	166	30	1:25.139	44.277		18.973		21.889	167
14	1:25.649	44.561		19.026		22.062	169	31	1:24.096	43.287		18.908		21.901	165
15	1:28.095	43.818		21.508		22.769	167	32	1:24.649	43.146		19.303		22.200	167
16	1:23.665	43.031		18.994		21.640	167	33	1:32.136	44.990		19.523		27.623	
17	1:23.269	42.870		18.861		21.538	167								

16 Philip Geipel, DEU/ Markus Winkelhock, DEU

theoretical besttime: 1:21.378

1	2:06.715	1:13.905		24.278		28.532	155	16	1:22.639	42.608		18.480		21.551	167
2	1:34.903	45.930		21.028		27.945		17	1:22.270	42.272		18.410		21.588	167
3	3:26.479	2:44.337		19.515		22.627	168	18	1:32.019	42.135		21.138		28.746	
4	1:24.058	42.957		18.916		22.185	166	19	4:21.782	3:41.244		18.737		21.801	167
5	1:23.677	42.895		18.903		21.879	167	20	1:23.992	43.118		19.010		21.864	167
6	1:23.437	42.680		18.785		21.972	166	21	1:22.185	42.169		18.566		21.450	168
7	1:23.078	42.625		18.608		21.845	166	22	1:27.285	42.243		18.430		26.612	
8	1:27.179	42.486		19.022		25.671		23	5:11.165	4:28.330		20.472		22.363	166
9	10:46.335	10:04.283		19.356		22.696	167	24	1:23.907	42.975		19.017		21.915	162
10	1:23.367	42.638		18.765		21.964	166	25	1:22.453	42.356		18.700		21.397	167
11	1:23.177	42.560		18.760		21.857	167	26	1:25.003	42.210		20.889		21.904	168
12	1:27.031	42.869		18.823		25.339		27	1:21.590	41.913		18.331		21.346	165
13	2:59.847	2:17.817		19.742		22.288	162	28	1:21.909	42.081		18.343		21.485	158
14	1:23.601	43.085		18.873		21.643	169	29	1:22.135	42.073		18.119		21.943	149
15	1:22.657	42.528		18.611		21.518	163	30	1:46.598	49.093		23.825		33.680	



ADAC GT Masters

Lap Analysis Free Practice 1



Provisional

Reg. Nr.: 278/14

Friday 19.9.2014 08:00

Sachsenring, Length: 3645 m

Air temperature: 19.6°C

Track temperature: 20.7°C

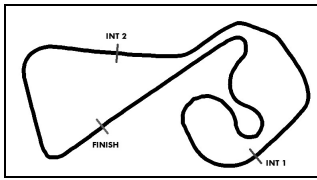
Weather condition: Dry

Lap	Time	SE1	SP1	SE2	SP2	SE3	SP3	Lap	Time	SE1	SP1	SE2	SP2	SE3	SP3
17	Remo Lips, CHE/ Lennart Marioneck, DEU							theoretical besttime: 1:22.998							
1	2:01.537	1:14.741		22.405		24.391	165	6	1:27.026	43.202		18.711		25.113	
2	1:29.009	46.506		19.989		22.514	169	7	2:48.374	2:08.086		18.523		21.765	171
3	1:27.244	45.093		19.460		22.691	170	8	1:23.360	43.311		18.210		21.839	168
4	1:24.070	43.197		18.898		21.975	170	9	9:20.477	43.071		7:58.565		38.841	
5	1:23.589	43.023		18.755		21.811	170								

18	Toni Seiler, CHE/ Sebastian Bleekemolen, NLD							theoretical besttime: 1:23.286							
1	2:05.392	1:15.948		23.945		25.499	160	18	4:24.644	3:43.458		19.140		22.046	168
2	1:31.094	46.643		21.193		23.258	165	19	1:24.263	43.586		18.684		21.993	168
3	1:28.440	45.290		20.522		22.628	166	20	1:25.279	44.173		19.016		22.090	167
4	1:26.442	44.399		19.944		22.099	166	21	1:24.228	43.680		18.721		21.827	168
5	1:25.168	43.757		19.493		21.918	167	22	1:25.102	43.315		19.632		22.155	163
6	1:24.575	43.020		19.416		22.139	167	23	1:24.778	43.583		19.354		21.841	168
7	1:29.595	43.266		19.517		26.812		24	1:23.616	43.251		18.699		21.666	168
8	3:17.829	2:32.144		22.540		23.145	167	25	1:23.832	43.057		18.862		21.913	166
9	1:40.723	44.888		20.847		34.988		26	1:30.616	43.230		18.768		28.618	
10	9:15.250	8:32.767		20.155		22.328	167	27	2:58.174	2:15.433		20.348		22.393	165
11	1:26.159	44.689		19.335		22.135	169	28	1:25.496	43.698		19.581		22.217	166
12	1:26.464	43.907		19.497		23.060	165	29	1:25.959	43.508		19.863		22.588	164
13	1:24.817	43.683		19.182		21.952	169	30	1:24.626	43.433		19.389		21.804	168
14	1:25.016	44.013		19.048		21.955	167	31	1:24.018	43.429		19.007		21.582	167
15	1:24.807	44.002		18.884		21.921	169	32	1:23.914	43.319		18.923		21.672	166
16	1:24.350	43.664		18.969		21.717	168	33	1:34.078	46.580		20.158		27.340	
17	1:30.401	44.027		18.722		27.652									

19	Claudia Hürtgen, DEU/ Dominik Baumann, AUT							theoretical besttime: 1:21.509							
1	2:47.827	1:58.335		24.143		25.349	158	17	1:27.447	43.138		19.737		24.572	
2	1:27.479	45.552		19.437		22.490	167	18	4:04.760	3:23.081		19.249		22.430	167
3	1:23.692	43.036		18.814		21.842	167	19	1:23.379	43.075		18.421		21.883	169
4	1:23.741	42.636		18.738		22.367	166	20	1:22.434	42.318		18.411		21.705	169
5	1:23.002	42.438		18.669		21.895	167	21	1:22.314	42.550		18.251		21.513	167
6	1:24.131	42.742		18.917		22.472	167	22	1:25.712	42.730		18.736		24.246	168
7	1:22.222	42.349		18.273		21.600	169	23	1:22.498	42.508		18.247		21.743	166
8	1:22.124	42.375		18.198		21.551	169	24	1:27.001	42.428		18.236		26.337	
9	1:21.939	42.096		18.233		21.610	167	25	3:44.933	3:03.115		18.587		23.231	168
10	1:26.150	41.974		19.075		25.101		26	1:22.430	42.521		18.299		21.610	165
11	9:48.049	9:07.041		19.137		21.871	168	27	1:22.148	42.288		18.370		21.490	162
12	1:21.575	41.979		18.082		21.514	168	28	1:23.487	42.702		18.615		22.170	165
13	1:24.815	42.885		19.406		22.524	164	29	1:22.645	42.683		18.308		21.654	167
14	1:24.751	42.149		18.130		24.472		30	1:22.255	42.299		18.312		21.644	163
15	3:35.284	2:55.327		18.297		21.660	168	31	1:22.314	42.664		18.171		21.479	162
16	1:21.741	41.948		18.195		21.598	169	32	1:27.508	42.945		19.026		25.537	

20	Max Sandritter, DEU/ Jens Klingmann, DEU							theoretical besttime: 1:21.528							
1	3:06.162	2:18.626		23.432		24.104	160	14	6:40.186	5:59.651		18.778		21.757	164
2	1:24.720	44.013		18.828		21.879	163	15	1:23.053	42.584		18.761		21.708	163
3	1:22.941	42.794		18.498		21.649	163	16	1:42.441	42.328		18.464		41.649	136
4	1:22.535	42.385		18.587		21.563	166	17	1:30.595	44.992		19.666		25.937	
5	1:22.027	42.262		18.313		21.452	165	18	5:40.944	4:59.745		18.760		22.439	162
6	1:21.924	42.074		18.236		21.614	166	19	1:23.561	42.900		18.733		21.928	164
7	1:26.003	42.376		18.599		25.028		20	1:23.145	42.735		18.522		21.888	163
8	5:01.660	4:05.788		22.943		32.929		21	1:23.018	42.624		18.565		21.829	163
9	9:15.349	8:35.236		18.466		21.647	164	22	1:22.994	42.791		18.412		21.791	163
10	1:21.673	42.029		18.254		21.390	164	23	1:22.342	42.392		18.272		21.678	164
11	1:21.621	42.068		18.135		21.418	165	24	1:27.514	43.217		18.683		25.614	
12	1:21.663	42.059		18.109		21.495	165	25	2:23.346	1:42.988		18.521		21.837	168
13	1:26.281	42.349		18.648		25.284		26	1:26.252	42.924		18.580		24.748	



ADAC GT Masters



Lap Analysis Free Practice 1

Provisional

Reg. Nr.: 278/14

Friday 19.9.2014 08:00

Sachsenring, Length: 3645 m

Air temperature: 19.6°C

Track temperature: 20.7°C

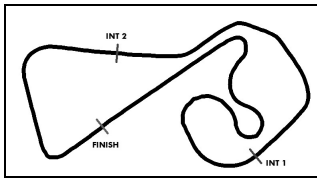
Weather condition: Dry

Lap	Time	SE1	SP1	SE2	SP2	SE3	SP3	Lap	Time	SE1	SP1	SE2	SP2	SE3	SP3
21	Alon Day, ISR/ Luca Ludwig, DEU							theoretical besttime: 1:21.990							
1	1:48.968	58.310		24.461		26.197	158	18	1:24.015	43.238		19.095		21.682	168
2	1:34.470	49.915		21.208		23.347	167	19	1:23.202	42.981		18.573		21.648	165
3	1:27.555	44.407		19.943		23.205	169	20	1:23.200	43.190		18.490		21.520	167
4	1:28.689	43.661		19.220		25.808		21	1:25.308	44.217		19.558		21.533	167
5	5:23.774	4:38.944		20.494		24.336	169	22	1:26.574	42.803		18.808		24.963	170
6	1:23.698	43.092		18.869		21.737	169	23	1:22.891	42.810		18.547		21.534	169
7	1:24.107	43.762		18.669		21.676	169	24	1:27.900	42.746		19.173		25.981	
8	1:34.430	42.713		22.344		29.373		25	3:47.095	2:59.435		22.362		25.298	167
9	8:23.580	7:43.050		18.722		21.808	168	26	1:23.314	43.074		18.738		21.502	169
10	1:23.094	42.598		18.630		21.866	170	27	1:22.604	42.586		18.627		21.391	168
11	1:22.562	42.373		18.510		21.679	168	28	1:22.337	42.418		18.555		21.364	168
12	1:22.257	42.215		18.496		21.546	170	29	1:24.082	42.419		18.508		23.155	163
13	1:22.319	42.336		18.417		21.566	169	30	1:27.608	43.016		19.511		25.081	168
14	1:22.419	42.421		18.411		21.587	170	31	1:27.572	42.621		18.616		26.335	170
15	1:25.650	42.419		18.476		24.755		32	1:22.300	42.330		18.490		21.480	167
16	3:19.536	2:37.308		19.617		22.611	167	33	1:30.097	44.966		19.657		25.474	
17	1:24.760	44.004		18.974		21.782	168								

22	Nico Bastian, DEU/ Jaime Alguersuari, ESP							theoretical besttime: 1:22.456							
1	1:59.866	1:12.708		22.388		24.770	166	17	1:25.049	43.862		19.457		21.730	167
2	1:26.152	44.432		19.306		22.414	168	18	1:26.172	44.273		19.424		22.475	166
3	1:24.023	43.034		18.931		22.058	169	19	1:24.663	43.789		19.033		21.841	166
4	1:24.471	43.110		19.348		22.013	168	20	1:24.630	43.181		19.522		21.927	168
5	1:23.379	42.661		18.825		21.893	170	21	1:23.839	43.268		18.953		21.618	168
6	1:27.044	42.830		18.810		25.404		22	1:23.547	43.176		18.734		21.637	169
7	5:34.891	4:54.338		18.781		21.772	169	23	1:23.620	43.184		18.712		21.724	167
8	1:43.647	46.115		26.996		30.536		24	1:25.487	43.328		20.413		21.746	168
9	8:41.801	8:00.894		18.950		21.957	169	25	1:23.161	42.915		18.450		21.796	168
10	1:23.374	43.040		18.642		21.692	169	26	1:26.653	43.034		18.590		25.029	
11	1:22.625	42.432		18.555		21.638	169	27	3:24.047	2:43.136		18.799		22.112	167
12	1:22.569	42.448		18.406		21.715	169	28	1:24.017	42.914		19.191		21.912	167
13	1:26.628	42.749		18.591		25.288		29	1:23.324	43.071		18.517		21.736	168
14	5:45.920	5:01.794		21.654		22.472	162	30	1:23.123	42.874		18.485		21.764	165
15	1:26.757	44.570		19.930		22.257	166	31	1:48.535	54.126		25.682		28.727	
16	1:31.976	43.667		26.096		22.213	166								

23	Maro Engel, DEU/ Jan Seyffarth, DEU							theoretical besttime: 1:22.117							
0	1:50.031	1:04.893		21.813		23.325	167	16	1:22.374	42.340		18.474		21.560	166
2	1:25.870	44.314		19.397		22.159	166	17	1:27.208	42.571		18.418		26.219	
3	1:24.576	43.465		19.100		22.011	167	18	3:59.816	3:17.610		19.834		22.372	169
4	1:23.701	43.119		18.792		21.790	167	19	1:24.591	43.680		19.209		21.702	169
5	1:23.247	42.915		18.605		21.727	165	20	1:23.825	43.154		18.971		21.700	167
6	1:22.714	42.557		18.450		21.707	166	21	1:23.133	42.983		18.677		21.473	168
7	1:26.343	42.306		18.452		25.585		22	1:23.033	42.559		18.779		21.695	168
8	5:42.838	4:47.376		24.947		30.515		23	1:23.306	42.774		18.845		21.687	168
9	8:42.573	8:01.796		19.112		21.665	167	24	1:28.370	42.648		19.850		25.872	
10	1:22.741	42.324		18.581		21.836	166	25	4:53.818	4:09.208		18.766		25.844	165
11	1:22.636	42.226		18.579		21.831	166	26	1:23.061	43.069		18.457		21.535	167
12	1:22.382	42.276		18.523		21.583	166	27	1:24.683	42.704		19.207		22.772	169
13	1:26.853	42.533		18.705		25.615		28	1:22.776	42.548		18.686		21.542	168
14	4:44.681	4:04.455		18.501		21.725	166	29	1:29.808	42.423		19.684		27.701	
15	1:22.634	42.350		18.671		21.613	166								

24	Albert von Thurn und Taxis, DEU/ Tomas Enge, CZE							theoretical besttime: 1:22.585							
1	1:56.687	1:04.029		22.538		30.120		17	3:24.668	2:43.089		19.744		21.835	170
2	3:36.378	2:51.817		20.803		23.758	166	18	1:24.852	43.601		18.989		22.262	167
3	1:25.777	44.330		19.303		22.144	170	19	1:24.168	43.590		19.018		21.560	169
4	1:25.005	43.855		19.214		21.936	166	20	1:23.242	43.016		18.568		21.658	169
5	1:24.169	43.216		19.117		21.836	169	21	1:24.252	43.065		19.301		21.886	168



ADAC GT Masters

Lap Analysis Free Practice 1



Provisional

Reg. Nr.: 278/14

Sachsenring, Length: 3645 m

Air temperature: 19.6°C

Track temperature: 20.7°C

Weather condition: Dry

Friday 19.9.2014 08:00

Lap	Time	SE1	SP1	SE2	SP2	SE3	SP3	Lap	Time	SE1	SP1	SE2	SP2	SE3	SP3
6	1:23.345	42.828		18.696		21.821	168	22	1:23.813	43.443		18.728		21.642	168
7	1:26.243	44.386		19.286		22.571	170	23	1:24.503	42.996		19.373		22.134	166
8	1:22.943	42.714		18.716		21.513	170	24	1:23.375	43.167		18.542		21.666	169
9	1:30.353	42.687		19.722		27.944		25	1:28.864	43.111		19.116		26.637	
10	9:17.749	8:31.114		21.517		25.118	171	26	3:54.063	3:10.201		18.711		25.151	165
11	1:24.522	43.253		18.887		22.382	171	27	1:23.165	43.081		18.490		21.594	168
12	1:23.495	42.582		19.114		21.799	169	28	1:24.700	43.009		19.857		21.834	169
13	1:23.463	42.904		18.718		21.841	167	29	1:26.282	43.040		18.627		24.615	
14	1:23.789	42.901		18.871		22.017	167	30	3:07.110	2:24.535		18.641		23.934	170
15	1:24.159	43.387		18.997		21.775	170	31	1:32.637	42.927		20.787		28.923	
16	1:26.756	43.209		18.910		24.637									

27 Luca Stolz, DEU/ Maximilian Götz, DEU

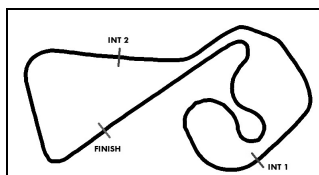
theoretical besttime: 1:21.784

1	1:49.506	1:01.952		22.333		25.221	163	16	4:45.027	4:03.047		19.459		22.521	167
2	1:32.752	46.393		19.579		26.780	169	17	1:24.181	43.716		18.791		21.674	168
3	1:27.152	43.470		18.884		24.798	166	18	1:23.801	43.053		18.957		21.791	167
4	1:30.179	43.474		23.238		23.467	170	19	1:23.328	42.875		18.719		21.734	168
5	1:22.863	42.802		18.461		21.600	169	20	1:27.262	43.056		22.136		22.070	165
6	1:22.844	42.453		18.748		21.643	169	21	1:22.905	42.850		18.505		21.550	164
7	1:22.301	42.269		18.633		21.399	168	22	1:23.689	42.824		18.807		22.058	169
8	1:22.575	42.434		18.471		21.670	148	23	1:25.145	43.097		18.796		23.252	124
9	1:27.925	43.671		18.809		25.445		24	1:23.814	43.700		18.441		21.673	168
10	11:21.113	10:40.374		18.845		21.894	170	25	1:22.763	42.829		18.304		21.630	166
11	1:24.383	42.547		18.407		23.429	170	26	1:27.920	42.805		18.463		26.652	
12	1:23.205	42.258		19.124		21.823	167	27	7:27.392	6:36.881		21.760		28.751	133
13	1:22.045	42.235		18.476		21.334	169	28	1:33.975	49.437		21.076		23.462	168
14	1:22.236	42.250		18.215		21.771	168	29	1:23.052	43.171		18.303		21.578	169
15	1:45.134	53.936		25.287		25.911		30	1:48.970	53.451		23.865		31.654	

100 Florian Stoll, DEU/ Daniel Dobitsch, AUT

theoretical besttime: 1:22.174

1	1:51.805	1:04.526		22.763		24.516	159	16	1:31.473	44.657		21.550		25.266	
2	1:29.009	46.154		19.776		23.079	163	17	3:37.720	2:57.064		18.784		21.872	165
3	1:25.245	43.709		19.239		22.297	164	18	1:26.642	42.420		18.720		25.502	
4	1:24.267	43.150		19.034		22.083	165	19	3:33.951	2:52.019		19.718		22.214	163
5	1:24.265	43.049		19.039		22.177	164	20	1:24.755	43.807		19.162		21.786	164
6	1:23.640	42.867		18.948		21.825	166	21	1:23.704	42.840		18.885		21.979	164
7	1:28.946	43.435		19.702		25.809		22	1:23.529	42.892		18.838		21.799	164
8	14:06.726	13:25.441		19.236		22.049	162	23	1:28.340	43.838		19.188		25.314	
9	1:23.477	42.824		18.639		22.014	162	24	2:29.801	1:48.103		19.897		21.801	164
10	1:22.942	42.567		18.711		21.664	165	25	1:22.535	42.646		18.333		21.556	162
11	1:22.660	42.572		18.561		21.527	164	26	1:22.505	42.314		18.634		21.557	165
12	1:30.014	43.810		20.051		26.153		27	1:23.444	42.543		19.179		21.722	164
13	3:32.842	2:51.553		19.231		22.058	165	28	1:23.443	42.820		18.919		21.704	162
14	1:22.985	42.656		18.489		21.840	165	29	1:28.119	44.207		19.035		24.877	
15	1:23.588	42.604		18.920		22.064	166								



ADAC GT Masters

Vmax list Free Practice 1



Provisional

Reg. Nr.: 278/14

Friday 19.9.2014 08:00

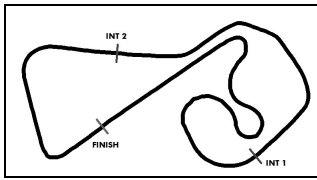
Sachsenring, Length: 3645 m

Air temperature: 19.7°C

Track temperature: 20.8°C

Weather condition: Dry

Nr	Team, Car, Driver, Nat	Top speed
24	Reiter Engineering, Chevrolet Camaro GT von Thurn und Taxis Albert , DEU Enge Tomas , CZE	229,54 km/h
13	RWT Racing Team, Corvette Z06.R GT3 Jahn David , DEU Barth Sven , DEU	227,32 km/h
18	Callaway Competition, Corvette Z06.R GT3 Seiler Toni , CHE Bleekemolen Sebastian , NLD	225,99 km/h
2	Callaway Competition, Corvette Z06.R GT3 Assenheimer Patrick , DEU Alessi Diego , ITA	225,61 km/h
1	Callaway Competition, Corvette Z06.R GT3 Wirth Andreas , DEU Keilwitz Daniel , DEU	225,38 km/h
17	Callaway Competition, Corvette Z06.R GT3 Lips Remo , CHE Marioneck Lennart , DEU	225,38 km/h
14	MRS GT-Racing, McLaren MP4-12C GT3 Spengler Florian , DEU Brück Christopher , DEU	224,25 km/h
22	ROWE Racing, Mercedes-Benz SLS AMG GT3 Bastian Nico , DEU Alguersuari Jaime , ESP	223,70 km/h
21	BKK Mobil Oil Zakspeed, Mercedes-Benz SLS AMG GT3 Day Alon , ISR Ludwig Luca , DEU	223,37 km/h
27	H.T.P. Motorsport, Mercedes-Benz SLS AMG GT3 Stolz Luca , DEU Götz Maximilian , DEU	223,23 km/h
23	ROWE Racing, Mercedes-Benz SLS AMG GT3 Engel Maro , DEU Seyffarth Jan , DEU	222,91 km/h
8	TONINO Team Herberth, Porsche 911 GT3 R Renauer Robert , DEU Schwager Dominik , DEU	220,41 km/h
3	GW IT Racing Team Schütz Motorsport, Porsche 911 GT3 R Engelhart Christian , DEU van Lagen Jaap , NLD	220,27 km/h
7	TONINO Team Herberth, Porsche 911 GT3 R Handlos Herbert , AUT Renauer Alfred , DEU	219,96 km/h



ADAC GT Masters

Vmax list Free Practice 1



Provisional

Reg. Nr.: 278/14

Friday 19.9.2014 08:00

Sachsenring, Length: 3645 m

Air temperature: 19.7°C

Track temperature: 20.8°C

Weather condition: Dry

Nr	Team, Car, Driver, Nat	Top speed
6	Farnbacher Racing, Porsche 911 GT3 R Frommenwiler Philipp , CHE Asch Sebastian , DEU	219,91 km/h
9	TONINO Team Herberth, Porsche 911 GT3 R Jöst Dominic , DEU Scholze Florian , DEU	219,78 km/h
16	YACO Racing, Audi R8 LMS ultra Geipel Philip , DEU Winkelhock Markus , DEU	219,51 km/h
19	PIXUM Team Schubert, BMW Z4 GT3 Hürtgen Claudia , DEU Baumann Dominik , AUT	219,38 km/h
4	GW IT Racing Team Schütz Motorsport, Porsche 911 GT3 R Nathan Wolf , NLD Wossos Antonios , GRC	218,40 km/h
20	PIXUM Team Schubert, BMW Z4 GT3 Sandritter Max , DEU Klingmann Jens , DEU	218,27 km/h
11	Prosperia C. Abt Racing, Audi R8 LMS ultra Hamprecht Fabian , DEU Thiim Nicki , DNK	217,52 km/h
10	Prosperia C. Abt Racing, Audi R8 LMS ultra van der Linde Kelvin , ZAF Rast Rene , DEU	215,91 km/h
5	Farnbacher Racing, Porsche 911 GT3 R Lukas Robert , POL Morcom Nathan , AUS	214,29 km/h
100	kfzteile24 APR Motorsport, Audi R8 LMS ultra Stoll Florian , DEU Dobitsch Daniel , AUT	213,65 km/h