

# ADAC GT Masters

## Results Race 2

Provisional



Amended  
19.09.2014 - 13:20

Nürburgring Sprint NGK, Length: 3629 m

Air temperature: 22.5°C

Track temperature: 27.7°C

Weather condition: Wet



Reg. Nr.: 255/14

Sunday 31.8.2014 12:00

started : 25      classified : 20      not classified : 5

	Drivers	Team	Car	Laps	Total Time	Gap	Kph	Lap	Time	Kph
1	1 A.Wirth/D.Keilwitz	Callaway Competition	Corvette Z06.R GT3	36	1:00:06.446		130,4	35	1:29.692	145,7
2	10 K.van der Linde/R.Rast	Prosperia C. Abt Racing	Audi R8 LMS ultra	36	1:00:07.090	0.644	130,4	35	1:29.666	145,7
3	26 R.van der Zande/M.Götz	H.T.P. Motorsport	Mercedes-Benz SLS AMG GT3	36	1:00:08.242	1.796	130,3	36	1:29.894	145,3
4	3 C.Engelhart/J.van Lagen	GW IT Racing Team Schütz Motors	Porsche 911 GT3 R	36	1:00:09.091	2.645	130,3	34	1:29.749	145,6
5	20 M.Sandritter/J.Klingmann	PIXUM Team Schubert	BMW Z4 GT3	36	1:00:11.381	4.935	130,2	36	1:29.640	145,7
6	23 M.Engel/J.Seyffarth	ROWE Racing	Mercedes-Benz SLS AMG GT3	36	1:00:12.359	5.913	130,2	36	1:29.934	145,3
7	8 R.Renauer/N.Siedler	TONINO Team Herberth	Porsche 911 GT3 R	36	1:00:13.077	6.631	130,2	32	1:29.803	145,5
8	21 A.Day/L.Ludwig	BKK Mobil Oil Zakspeed	Mercedes-Benz SLS AMG GT3	36	1:00:14.094	7.648	130,1	33	1:30.137	144,9
9	27 L.Stolz/M.Lauda	H.T.P. Motorsport	Mercedes-Benz SLS AMG GT3	36	1:00:14.692	8.246	130,1	33	1:30.122	145,0
10	2 P.Assenheimer/D.Alessi	Callaway Competition	Corvette Z06.R GT3	36	1:00:17.360	10.914	130,0	35	1:30.112	145,0
11	24 A.von Thurn und Taxis/T.Engel	Reiter Engineering	Chevrolet Camaro GT	36	1:00:27.565	21.119	129,7	33	1:31.328	143,0
12	5 M.Farnbacher/N.Morcom	Farnbacher Racing	Porsche 911 GT3 R	36	1:00:28.444	21.998	129,6	31	1:30.811	143,9
13	7 H.Handlos(*G*)/A.Renauer	TONINO Team Herberth	Porsche 911 GT3 R	36	1:00:28.717	22.271	129,6	33	1:30.926	143,7
14	16 P.Geipel/R.Frey	YACO Racing	Audi R8 LMS ultra	36	1:00:28.967	22.521	129,6	33	1:31.320	143,1
15	19 C.Hürtgen/D.Baumann	PIXUM Team Schubert	BMW Z4 GT3	36	1:00:29.170	22.724	129,6	35	1:31.309	143,1
16	9 F.Scholze(*G*)/D.Jöst(*G*)	TONINO Team Herberth	Porsche 911 GT3 R	36	1:00:29.890	23.444	129,6	33	1:31.255	143,2
17	4 A.Wossos(*G*)/W.Nathan(*G*)	GW IT Racing Team Schütz Motors	Porsche 911 GT3 R	36	1:00:30.357	23.911	129,6	35	1:31.206	143,2
18	12 C.Jöns/M.Winkelhock	Prosperia C. Abt Racing	Audi R8 LMS ultra	36	1:00:37.062	30.616	129,3	30	1:30.171	144,9
19	100 F.Stoll/D.Dobitsch	kfzteile24 APR Motorsport	Audi R8 LMS ultra	36	1:01:36.340	1:29.894	127,2	15	1:33.740	139,4
20	17 R.Lips(*G*)/L.Marionec	Callaway Competition	Corvette Z06.R GT3	28	48:31.921	8LAPS	125,6	27	1:33.272	140,1
<b>not classified</b>										
14	F.Spengler/M.Asmer	MRS GT-Racing	McLaren MP4-12C GT3	21	37:05.487	15LAPS	123,3	16	1:33.019	140,4
6	S.Asch/P.Frommenwiler	Farnbacher Racing	Porsche 911 GT3 R	18	30:41.530	18LAPS	127,7	16	1:33.579	139,6
18	T.Seiler(*G*)/J.Bleekemolen	Callaway Competition	Corvette Z06.R GT3	16	28:36.758	20LAPS	121,8	14	1:40.209	130,4
22	N.Bastian/J.Alguersuari	ROWE Racing	Mercedes-Benz SLS AMG GT3	1	2:34.985	35LAPS				
<b>excluded</b>										
11	F.Hamprecht/N.Thiim	Prosperia C. Abt Racing	Audi R8 LMS ultra							

Fastest lap of the race. Car 20 driver Klingmann on lap 36. Time 1:29.640, average speed 145,7 km/h.

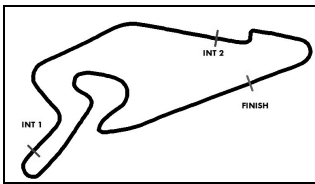
Following stewards decision no. 1 Reg.278/14 - due to: Infringment against art. 29.5 after Qualifying 2 Nürburgring 08/14 exclusion for car no. 11

(\*G\*) marks the gentlemen driver

Publications Time:

Clerk of the course:

Time Keeping:



# ADAC GT Masters

## Lap chart Race 2

Provisional

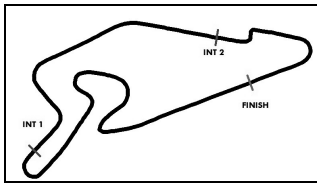


Nürburgring Sprint NGK, Length: 3629 m

Sunday 31.8.2014 12:00

POS	1	2	3	4	5	6	7	8	9	10	11	12	13	14	15	16	17	18	19	20	21	22	23	24	25	26	27	28
LAP 1	10	26	8	20	7	18	100	23	3	9	21	1	17	6	19	27	2	12	16	5	24	14	4	.22				
LAP 2	10	26	8	20	7	18	100	23	9	17	19	3	21	1	6	27	12	2	16	5	24	14	4					
LAP 3	10	26	8	20	7	100	18	23	9	17	19	3	21	1	6	27	12	2	5	24	16	14	4					
LAP 4	10	26	8	7	20	23	100	9	18	19	17	3	21	1	6	12	27	2	24	5	16	14	4					
LAP 5	10	26	8	7	20	23	100	9	18	19	17	3	21	1	6	12	27	24	5	2	16	14	4					
LAP 6	10	26	8	7	20	23	100	18	9	19	17	3	1	21	6	12	24	27	5	16	14	2	4					
LAP 7	10	26	8	7	20	23	100	18	9	19	17	3	1	21	6	12	24	27	5	16	14	2	4					
LAP 8	10	26	8	7	20	23	100	18	9	19	17	3	1	6	12	21	24	27	5	16	14	2	4					
LAP 9	10	26	8	7	20	23	100	9	18	19	17	3	1	6	12	21	24	5	27	16	14	2	4					
LAP 10	10	26	8	7	20	23	100	9	18	19	3	17	1	6	12	21	24	5	27	16	14	2	4					
LAP 11	10	26	8	7	20	23	9	18	100	19	3	1	17	6	12	21	24	5	27	16	14	2	4					
LAP 12	10	26	8	20	23	7	9	18	19	3	1	17	6	12	21	24	5	27	14	16	2	4	100					
LAP 13	10	26	8	20	23	7	3	9	1	18	19	6	12	17	21	24	5	27	14	16	2	4	100					
LAP 14	10	26	8	20	1	3	23	7	9	18	19	6	12	21	24	17	5	27	14	16	2	4	100					
LAP 15	26	.10	1	3	.8	.20	.23	.7	6	12	.9	.18	.19	21	24	27	14	16	.17	.5	2	100	.4					
LAP 16	.26	1	3	6	12	21	24	27	14	16	2	10	20	100	8	23	19	7'	5'	9'	18'	17'	4'					
LAP 17	1	3	6	12	21	24	27	14	16	2	10	20	100	26	8	23	7'	.5'	9'	19'	17'	4'						
LAP 18	1	3	21	24	12	27	14	16	2	.6	10	20	100	26	8	23	7'	9'	5'	19'	4'	17'						
LAP 19	1	3	24	.12	.21	27	14	2	.16	10	20	26	100	8	23	7'	9'	5'	19'	4'	17'							
LAP 20	.1	3	.24	.27	.14	.2	10	20	26	8	23	12	21	7'	9'	16'	5'	19'	4'	100'	17'							
LAP 21	.3	1	10	20	26	8	23	12	21	24	27	2	7	9	16	5	19	4	100	17	.14							
LAP 22	1	10	3	20	26	8	23	12	21	24	27	2	7	9	16	5	19	4	17	100								
LAP 23	1	10	3	20	26	8	23	12	21	24	27	2	7	9	16	5	19	4	17	100								
LAP 24	1	10	3	20	26	8	23	12	21	24	27	2	7	9	16	5	19	4	17	100								
LAP 25	1	10	3	20	26	8	23	12	21	24	27	2	7	9	16	5	19	4	17	100								
LAP 26	1	10	3	20	26	8	23	12	21	24	27	2	7	9	16	5	19	4	17	100								
LAP 27	1	10	3	26	20	8	23	21	12	24	27	2	7	9	16	5	19	4	17	100								
LAP 28	1	10	3	26	20	8	23	21	27	2	24	7	16	5	19	9	4	.17	12	100								
LAP 29	1	10	3	26	20	8	23	21	27	2	24	7	5	16	19	9	4	12	100									
LAP 30	1	10	26	3	20	8	23	21	27	2	24	5	7	16	19	9	4	12	100									
LAP 31	1	10	26	3	20	23	8	21	27	2	24	5	7	16	19	9	4	12	100									
LAP 32	1	10	26	3	20	23	8	21	27	2	24	5	7	16	19	9	4	12	100									
LAP 33	1	10	26	3	20	23	8	21	27	2	24	5	7	16	19	9	4	12	100									
LAP 34	1	10	26	3	20	23	8	21	27	2	24	5	7	16	19	9	4	12	100									
LAP 35	1	10	26	3	20	23	8	21	27	2	24	5	7	16	19	9	4	12	100									
LAP 36	1	10	26	3	20	23	8	21	27	2	24	5	7	16	19	9	4	12	100									

. - PIT STOP ' - LAP BEHIND



# ADAC GT Masters

## Lap Analysis Race 2



Provisional

Reg. Nr.: 255/14

Sunday 31.8.2014 12:00

Nürburgring Sprint NGK, Length: 3629 m

Air temperature: 15.5°C

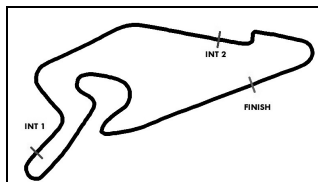
Track temperature: 21.4°C

Weather condition: Wet

Lap	Time	SE1	SP1	SE2	SP2	SE3	SP3	Lap	Time	SE1	SP1	SE2	SP2	SE3	SP3
<b>1</b> Andreas Wirth, DEU/ Daniel Keilwitz, DEU								<b>theoretical besttime: 1:29.364</b>							
1	1:56.090	1:02.051	102	28.241	218	25.798	194	20	1:39.472	48.944	120	24.434	245	26.094	
2	1:48.157	55.583	109	27.693	221	24.881	196	21	2:30.213	1:44.518	118	23.869	245	21.826	196
3	1:46.400	55.090	115	27.015	224	24.295	193	22	1:32.484	47.349	124	23.451	245	21.684	201
4	1:44.320	53.878	116	26.774	235	23.668	197	23	1:34.636	46.963	123	24.066	242	23.607	168
5	1:42.768	53.151	116	26.381	238	23.236	197	24	1:54.418	51.033	121	31.185	85	32.200	162
6	1:42.086	52.985	116	26.292	239	22.809	198	25	2:17.767	1:03.376	74	40.481	82	33.910	105
7	1:40.716	52.304	124	25.982	238	22.430	189	26	2:07.924	1:09.198	105	33.959	118	24.767	195
8	1:39.179	51.277	119	25.748	243	22.154	200	27	1:31.843	47.019	130	22.626	245	22.198	196
9	1:39.057	51.090	118	26.005	240	21.962	199	28	1:30.562	46.174	130	22.658	246	21.730	201
10	1:38.371	50.659	121	25.673	243	22.039	200	29	1:31.903	47.653	130	22.535	<b>247</b>	21.715	200
11	1:37.295	50.062	122	25.437	242	21.796	200	30	1:30.372	46.260	130	22.498	244	21.614	195
12	1:35.889	48.683	124	25.497	241	21.709	<b>202</b>	31	1:30.234	46.074	129	22.433	245	21.727	190
13	1:35.412	48.607	121	24.930	241	21.875	200	32	1:30.120	45.979	133	22.428	246	21.713	200
14	1:34.711	48.329	126	24.497	242	21.885	200	33	1:30.183	46.107	<b>134</b>	22.291	246	21.785	199
15	1:32.415	46.919	129	23.834	244	21.662	201	34	1:29.929	46.024	134	<b>22.235</b>	246	21.670	201
16	1:31.508	46.546	128	23.538	244	<b>21.424</b>	195	<b>35</b>	<b>1:29.692</b>	<b>45.705</b>	134	22.290	245	21.697	192
17	1:32.770	46.617	127	24.260	246	21.893	200	36	1:30.008	45.890	133	22.236	246	21.882	201
18	1:34.206	47.766	125	24.889	244	21.551	201								
19	1:33.336	47.074	124	24.767	246	21.495	194								

Lap	Time	SE1	SP1	SE2	SP2	SE3	SP3	Lap	Time	SE1	SP1	SE2	SP2	SE3	SP3
<b>2</b> Patrick Assenheimer, DEU/ Diego Alessi, ITA								<b>theoretical besttime: 1:29.868</b>							
1	1:59.215	1:03.528	102	29.276	215	26.411	187	20	1:38.750	47.354	123	24.784	246	26.612	
2	1:50.173	56.075	105	28.122	215	25.976	188	21	2:30.037	1:42.911	113	24.741	243	22.385	196
3	1:48.390	56.196	112	27.186	225	25.008	192	22	1:33.521	47.509	112	24.153	244	21.859	196
4	1:46.030	54.263	109	27.131	225	24.636	193	23	1:35.517	49.223	116	24.136	234	22.158	195
5	1:51.775	58.719	89	28.161	226	24.895	191	24	1:38.654	49.565	112	24.924	223	24.165	190
6	1:47.017	55.433	113	27.133	226	24.451	194	25	1:55.792	49.359	101	34.154	74	32.279	115
7	1:44.043	53.640	111	26.530	233	23.873	194	26	2:03.636	1:07.679	108	32.402	147	23.555	195
8	1:42.872	53.142	113	26.335	234	23.395	194	27	1:32.296	47.402	120	22.822	248	22.072	196
9	1:42.051	52.393	110	26.377	234	23.281	194	28	1:33.069	47.871	113	23.420	247	21.778	196
10	1:40.330	51.414	116	26.070	236	22.846	194	29	1:31.128	46.773	123	22.676	247	21.679	197
11	1:39.212	50.499	118	25.863	238	22.850	195	30	1:30.703	46.412	130	22.457	248	21.834	197
12	1:37.480	49.661	116	25.534	243	22.285	196	31	1:30.240	<b>45.959</b>	127	22.618	<b>248</b>	21.663	196
13	1:36.132	48.919	116	24.901	243	22.312	196	32	1:31.019	46.184	127	22.401	248	22.434	196
14	1:35.127	48.442	126	24.586	244	22.099	196	33	1:30.696	46.333	<b>133</b>	22.397	247	21.966	197
15	1:34.376	48.015	117	24.413	244	21.948	196	34	1:30.140	45.988	130	22.326	247	21.826	196
16	1:33.781	47.523	127	24.172	244	22.086	196	<b>35</b>	<b>1:30.112</b>	46.006	130	<b>22.262</b>	247	21.844	196
17	1:34.656	47.810	124	25.150	244	21.696	197	36	1:30.509	46.130	130	22.398	247	21.981	196
18	1:35.077	47.647	115	25.462	245	21.968	196								
19	1:33.804	47.498	122	24.659	246	<b>21.647</b>	<b>197</b>								

Lap	Time	SE1	SP1	SE2	SP2	SE3	SP3	Lap	Time	SE1	SP1	SE2	SP2	SE3	SP3
<b>3</b> Christian Engelhart, DEU/ Jaap van Lagen, NLD								<b>theoretical besttime: 1:29.668</b>							
1	1:53.121	1:00.528	109	27.540	223	25.053	184	20	1:33.664	47.244	122	24.798	235	21.622	189
2	1:47.030	54.595	115	27.662	222	24.773	182	21	1:38.419	46.840	127	24.595	235	26.984	
3	1:44.806	53.905	114	26.797	225	24.104	185	22	2:27.727	1:41.671	124	24.080	236	21.976	190
4	1:44.347	53.765	118	26.737	230	23.845	185	23	1:32.985	46.755	123	23.930	236	22.300	189
5	1:42.333	52.845	119	26.394	231	23.094	187	24	1:53.323	50.746	119	30.108	81	32.469	143
6	1:41.246	52.543	121	26.188	232	22.515	188	25	2:17.277	1:02.664	77	40.596	88	34.017	119
7	1:41.090	52.510	119	26.071	231	22.509	188	26	2:08.067	1:09.118	112	33.431	122	25.518	188
8	1:41.273	52.831	119	26.222	231	22.220	190	27	1:31.560	46.803	126	22.820	238	21.937	189
9	1:39.565	51.178	123	26.170	232	22.217	190	28	1:30.750	46.436	129	22.681	236	21.633	190
10	1:38.830	50.705	124	26.233	231	21.892	189	29	1:31.773	46.960	131	22.913	238	21.900	190
11	1:37.535	49.827	119	25.703	233	22.005	189	30	1:31.506	47.046	130	22.751	<b>240</b>	21.709	190
12	1:36.325	49.244	124	25.450	235	21.631	191	31	1:30.340	45.995	132	22.627	237	21.718	189
13	1:37.311	49.563	123	25.274	234	22.474	190	32	1:30.112	45.860	<b>133</b>	22.497	239	21.755	190
14	1:36.221	48.060	127	25.573	233	22.588	190	33	1:30.115	<b>45.677</b>	132	22.521	239	21.917	189
15	1:33.715	47.503	128	24.301	236	21.911	189	<b>34</b>	<b>1:29.749</b>	45.758	132	<b>22.413</b>	239	<b>21.578</b>	190
16	1:32.181	46.823	131	23.670	237	21.688	189	35	1:30.024	45.826	131	22.550	239	21.648	190
17	1:35.016	48.455	127	24.694	236	21.867	190	36	1:30.085	45.944	<b>133</b>	22.452	239	21.689	190
18	1:35.580	47.634	125	25.359	236	22.587	<b>192</b>								



# ADAC GT Masters



## Lap Analysis Race 2

Provisional

Reg. Nr.: 255/14

Sunday 31.8.2014 12:00

Nürburgring Sprint NGK, Length: 3629 m

Air temperature: 15.5°C

Track temperature: 21.4°C

Weather condition: Wet

Lap	Time	SE1	SP1	SE2	SP2	SE3	SP3	Lap	Time	SE1	SP1	SE2	SP2	SE3	SP3
19	1:34.090	47.454	127	25.031	235	21.605	190								

### 4 Antonios Wossos, GRC/ Wolf Nathan, NLD

theoretical besttime: 1:31.168

1	2:26.405	1:28.516	95	29.022	203	28.867	184	20	1:34.873	47.785	121	24.834	235	22.254	188
2	1:51.337	58.053	106	28.144	217	25.140	183	21	1:34.291	47.302	121	24.570	236	22.419	190
3	1:48.806	55.983	116	27.758	218	25.065	183	22	1:34.267	47.507	121	24.406	236	22.354	190
4	1:46.023	54.809	105	27.304	223	23.910	186	23	1:44.087	50.340	95	31.296	223	22.451	189
5	1:47.930	54.376	119	29.961	222	23.593	187	24	1:34.501	47.985	123	24.254	237	22.262	190
6	1:43.966	54.047	116	26.870	226	23.049	189	25	1:34.201	47.989	123	24.142	238	22.070	191
7	1:43.648	53.278	117	27.628	229	22.742	189	26	1:45.989	52.016	123	30.672	189	23.301	191
8	1:42.458	52.886	116	26.781	230	22.791	189	27	1:33.287	47.368	121	23.509	242	22.410	190
9	1:41.246	52.073	121	26.244	232	22.929	187	28	1:32.768	46.897	129	23.379	240	22.492	192
10	1:39.499	50.897	115	25.984	233	22.618	189	29	1:32.711	47.460	128	23.257	240	21.994	192
11	1:39.499	50.752	107	25.989	233	22.758	190	30	1:31.879	46.814	132	22.946	240	22.119	191
12	1:38.719	50.574	119	25.465	232	22.680	190	31	1:31.701	46.681	124	23.020	240	22.000	190
13	1:37.025	49.153	124	25.251	233	22.621	190	32	1:31.491	46.560	129	22.796	241	22.135	190
14	1:34.921	48.262	128	24.319	235	22.340	188	33	1:31.729	46.731	132	22.739	240	22.259	190
15	1:43.246	48.528	117	24.564	233	30.154		34	1:31.434	46.520	132	22.800	240	22.114	188
16	2:35.620	1:47.614	117	25.739	230	22.267	191	35	1:31.206	46.557	132	22.708	240	21.941	190
17	1:37.252	48.162	115	26.427	233	22.663	191	36	1:31.500	46.519	131	22.986	240	21.995	192
18	1:35.901	48.506	116	25.260	237	22.135	190								
19	1:34.941	47.863	127	25.065	237	22.013	189								

### 5 Mario Farnbacher, DEU/ Nathan Morcom, AUS

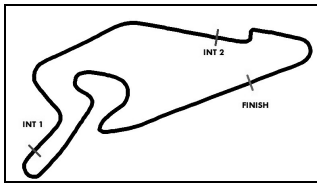
theoretical besttime: 1:30.350

1	2:00.552	1:05.242	105	29.332	208	25.978	183	20	1:33.067	47.316	117	24.215	236	21.536	190
2	1:50.511	56.259	113	28.395	222	25.857	185	21	1:34.300	47.832	109	24.945	235	21.523	192
3	1:47.509	55.271	112	27.659	229	24.579	187	22	1:34.014	47.559	106	23.786	214	22.669	190
4	1:47.445	55.582	100	27.527	226	24.336	187	23	1:57.528	1:05.052	88	30.680	231	21.796	190
5	1:44.150	53.271	118	26.895	226	23.984	188	24	1:32.507	47.393	119	23.133	237	21.981	191
6	1:43.751	53.286	114	26.872	227	23.593	188	25	1:32.644	47.275	122	23.231	220	22.138	189
7	1:42.365	52.587	119	26.562	231	23.216	189	26	1:51.982	56.939	116	31.692	154	23.351	190
8	1:43.118	52.235	119	26.440	233	24.443	188	27	1:32.846	47.362	128	23.537	239	21.947	188
9	1:41.594	51.841	125	26.341	230	23.412	188	28	1:33.297	47.013	128	23.692	240	22.592	189
10	1:40.335	51.149	122	26.070	233	23.116	189	29	1:31.434	46.728	129	22.836	239	21.870	191
11	1:38.950	50.056	124	25.792	233	23.102	189	30	1:31.775	47.134	123	22.591	243	22.050	190
12	1:37.972	49.428	124	25.797	232	22.747	189	31	1:30.811	46.319	129	22.508	241	21.984	188
13	1:37.371	49.170	124	25.458	232	22.743	190	32	1:32.163	46.657	122	23.605	240	21.901	191
14	1:35.808	48.591	127	24.849	234	22.368	190	33	1:31.128	46.520	131	22.694	241	21.914	189
15	1:42.460	48.902	128	24.519	236	29.039		34	1:32.007	47.082	131	22.865	240	22.060	190
16	2:28.572	1:41.864	128	24.716	237	21.992	190	35	1:31.597	46.680	131	22.670	239	22.247	190
17	1:40.751	48.309	121	25.631	236	26.811		36	1:31.887	46.557	132	22.689	239	22.641	189
18	1:56.108	1:08.796	121	25.535	235	21.777	191								
19	1:34.135	47.403	121	25.084	236	21.648	189								

### 6 Sebastian Asch, DEU/ Philipp Frommenwiler, CHE

theoretical besttime: 1:33.579

1	1:56.808	1:02.056	100	28.892	208	25.860	186	10	1:39.313	50.817	127	26.186	231	22.310	190
2	1:48.878	55.839	115	28.501	212	24.538	186	11	1:38.755	50.321	125	26.154	232	22.280	191
3	1:47.517	55.456	105	27.953	216	24.108	186	12	1:36.946	49.298	127	25.445	233	22.203	191
4	1:45.063	53.891	117	26.967	225	24.205	186	13	1:38.980	49.466	116	26.000	236	23.514	191
5	1:43.783	53.405	119	26.831	222	23.547	189	14	1:34.994	47.913	128	24.889	235	22.192	191
6	1:42.958	52.389	122	27.135	221	23.434	188	15	1:34.143	47.815	129	24.349	236	21.979	189
7	1:41.768	52.258	123	26.451	226	23.059	189	16	1:33.579	47.373	128	24.296	235	21.910	190
8	1:41.473	52.313	121	26.358	229	22.802	191	17	1:35.175	48.210	125	24.968	234	21.997	192
9	1:40.588	51.900	124	26.121	231	22.567	190	18	2:00.809	48.954	122	39.005	133	32.850	



# ADAC GT Masters



## Lap Analysis Race 2

Provisional

Nürburgring Sprint NGK, Length: 3629 m

Air temperature: 15.5°C

Track temperature: 21.4°C

Weather condition: Wet

Reg. Nr.: 255/14

Sunday 31.8.2014 12:00

Lap	Time	SE1	SP1	SE2	SP2	SE3	SP3	Lap	Time	SE1	SP1	SE2	SP2	SE3	SP3
<b>7 Herbert Handlos, AUT/ Alfred Renauer, DEU</b>								<b>theoretical besttime: 1:30.893</b>							
1	1:46.642	56.332	120	25.750	231	24.560	187	20	1:34.699	47.828	113	24.923	235	21.948	191
2	1:41.786	52.044	125	25.472	232	24.270	187	21	1:35.305	48.660	110	24.545	235	22.100	191
3	1:41.903	52.154	126	25.498	231	24.251	187	22	1:34.259	47.924	118	24.341	236	21.994	191
4	1:40.852	51.509	118	25.630	229	23.713	187	23	1:37.571	50.706	117	24.307	230	22.558	189
5	1:40.166	51.149	126	25.323	231	23.694	187	24	1:37.220	49.499	119	24.212	218	23.509	187
6	1:40.198	51.272	126	25.249	230	23.677	187	25	1:55.676	48.979	118	34.846	78	31.851	114
7	1:39.822	51.177	127	25.220	227	23.425	188	26	2:02.604	1:06.863	107	32.246	163	23.495	190
8	1:40.221	51.477	125	25.195	231	23.549	187	27	1:32.982	47.380	127	23.305	237	22.297	191
9	1:40.401	51.484	124	25.417	231	23.500	188	28	1:34.204	47.287	129	24.039	227	22.878	189
10	1:40.387	51.602	122	25.482	228	23.303	187	29	1:31.578	46.774	128	22.908	<b>239</b>	21.896	188
11	1:40.348	51.311	120	25.541	230	23.496	187	30	1:32.267	46.693	130	23.094	238	22.480	190
12	1:52.009	1:02.198	110	26.272	227	23.539	185	31	1:31.560	46.933	130	22.793	238	<b>21.834</b>	<b>192</b>
13	1:39.974	50.991	121	25.582	232	23.401	186	32	1:31.939	46.387	125	23.116	233	22.436	190
14	1:41.016	51.860	121	25.360	233	23.796	187	<b>33</b>	<b>1:30.926</b>	<b>46.371</b>	<b>132</b>	<b>22.688</b>	<b>238</b>	21.867	191
15	1:45.209	51.018	123	25.309	233	28.882		34	1:31.830	47.068	129	22.755	237	22.007	191
16	2:47.583	1:57.280	113	26.855	221	23.448	191	35	1:31.599	46.682	<b>132</b>	22.700	238	22.217	190
17	1:38.811	48.993	114	27.042	220	22.776	190	36	1:31.790	46.623	131	22.714	238	22.453	190
18	1:37.601	49.342	117	25.570	234	22.689	190								
19	1:35.779	48.496	122	25.110	233	22.173	191								

<b>8 Robert Renauer, DEU/ Norbert Siedler, AUT</b>								<b>theoretical besttime: 1:29.603</b>							
1	1:44.867	55.451	123	25.411	231	24.005	186	20	1:33.589	47.328	119	24.403	238	21.858	191
2	1:41.315	52.076	124	25.244	231	23.995	186	21	1:32.525	46.973	120	24.058	238	<b>21.494</b>	<b>192</b>
3	1:40.950	51.961	124	25.200	231	23.789	185	22	1:31.586	46.696	118	23.342	239	21.548	191
4	1:40.021	50.986	125	25.264	231	23.771	187	23	1:33.836	47.074	118	24.059	238	22.703	188
5	1:39.892	50.985	125	25.137	232	23.770	187	24	1:44.447	47.903	127	25.592	97	30.952	111
6	1:40.049	51.312	125	25.110	231	23.627	187	25	2:16.620	1:02.487	65	41.008	117	33.125	137
7	1:40.495	51.600	126	25.298	231	23.597	187	26	2:06.868	1:09.085	96	33.043	137	24.740	191
8	1:40.539	51.809	127	25.239	231	23.491	186	27	1:32.462	47.574	129	22.917	239	21.971	190
9	1:40.207	51.566	128	25.397	230	23.244	186	28	1:30.624	46.226	130	22.626	240	21.772	191
10	1:41.148	51.914	124	25.703	230	23.531	186	29	1:31.294	46.515	129	22.753	<b>241</b>	22.026	191
11	1:41.256	51.977	123	25.622	231	23.657	186	30	1:31.430	46.520	131	22.827	241	22.083	191
12	1:40.634	51.503	125	25.595	230	23.536	187	31	1:32.309	45.987	132	24.468	239	21.854	191
13	1:40.281	51.331	127	25.387	230	23.563	185	<b>32</b>	<b>1:29.803</b>	45.758	133	<b>22.398</b>	240	21.647	191
14	1:40.116	51.212	125	25.324	230	23.580	186	33	1:30.133	45.873	134	22.555	240	21.705	191
15	1:44.139	51.082	124	25.180	232	27.877		34	1:30.293	46.082	133	22.506	240	21.705	190
16	2:41.579	1:53.807	125	25.472	233	22.300	189	35	1:30.849	46.398	134	22.476	240	21.975	190
17	1:36.257	48.527	125	25.763	235	21.967	190	36	1:29.971	<b>45.711</b>	<b>134</b>	22.538	240	21.722	191
18	1:36.051	48.335	124	25.506	236	22.210	191								
19	1:34.642	47.863	123	24.966	238	21.813	191								

<b>9 Florian Scholze, DEU/ Dominic Jöst, DEU</b>								<b>theoretical besttime: 1:30.862</b>							
1	1:53.316	1:01.780	116	26.507	222	25.029	188	20	1:33.955	47.879	116	24.311	238	21.765	192
2	1:42.608	52.526	116	25.815	229	24.267	186	21	1:33.821	47.823	118	24.094	239	21.904	192
3	1:41.188	51.761	125	25.509	231	23.918	187	22	1:32.607	47.245	123	23.618	238	<b>21.744</b>	192
4	1:41.499	52.406	123	25.478	232	23.615	185	23	1:35.312	48.412	118	24.362	239	22.538	191
5	1:40.738	51.629	126	25.535	232	23.574	189	24	1:37.232	49.510	121	24.062	230	23.660	190
6	1:42.310	53.167	125	25.544	233	23.599	186	25	1:55.697	49.054	118	35.054	71	31.589	105
7	1:40.138	51.382	125	25.442	233	23.314	188	26	2:02.686	1:06.946	110	32.236	155	23.504	191
8	1:40.088	51.437	121	25.486	232	23.165	187	27	1:32.692	47.080	129	23.151	241	22.461	192
9	1:40.255	51.460	115	25.628	232	23.167	187	28	1:35.017	47.273	130	23.899	226	23.845	192
10	1:40.286	51.224	126	25.841	232	23.221	187	29	1:32.284	47.276	129	22.937	241	22.071	192
11	1:40.482	51.560	122	25.463	232	23.459	186	30	1:31.604	<b>46.597</b>	130	22.878	241	22.129	192
12	1:42.146	52.059	114	26.705	215	23.382	187	31	1:31.772	46.982	130	22.660	240	22.130	191
13	1:40.363	51.194	112	25.645	231	23.524	186	32	1:31.961	46.878	132	22.655	<b>242</b>	22.428	191
14	1:41.304	51.789	115	25.510	234	24.005	187	<b>33</b>	<b>1:31.255</b>	46.629	<b>133</b>	<b>22.521</b>	241	22.105	191
15	1:46.144	51.530	120	25.586	232	29.028		34	1:31.531	46.653	130	22.810	240	22.068	191
16	2:54.714	2:04.680	122	26.889	220	23.145	188	35	1:31.394	46.774	133	22.551	241	22.069	<b>193</b>
17	1:38.790	49.609	114	25.979	233	23.202	187	36	1:31.651	46.661	132	22.779	240	22.211	192
18	1:35.846	48.495	126	25.243	235	22.108	191								





# ADAC GT Masters

## Lap Analysis Race 2



Provisional

Reg. Nr.: 255/14

Sunday 31.8.2014 12:00

Nürburgring Sprint NGK, Length: 3629 m

Air temperature: 15.5°C

Track temperature: 21.4°C

Weather condition: Wet

Lap	Time	SE1	SP1	SE2	SP2	SE3	SP3	Lap	Time	SE1	SP1	SE2	SP2	SE3	SP3
19	1:35.204	48.460	116	24.931	236	21.813	192								

### 10 Kelvin van der Linde, ZAF/ Rene Rast, DEU

theoretical besttime: 1:29.609

1	1:43.242	54.092	125	25.437	227	23.713	183	20	1:34.043	47.056	126	24.519	234	22.468	186
2	1:39.986	51.259	125	25.092	229	23.635	186	21	1:33.323	47.112	117	24.106	236	22.105	190
3	1:40.365	51.471	123	25.233	229	23.661	186	22	1:32.353	46.893	128	23.616	236	21.844	190
4	1:39.586	50.604	125	25.137	227	23.845	185	23	1:33.284	46.499	127	23.932	213	22.853	170
5	1:39.355	50.774	126	25.241	229	23.340	185	24	1:54.433	50.890	124	31.210	81	32.333	148
6	1:39.234	50.598	126	25.262	229	23.374	186	25	2:17.520	1:03.092	73	40.588	88	33.840	102
7	1:39.465	51.090	127	25.217	230	23.158	186	26	2:07.942	1:09.190	109	33.790	118	24.962	190
8	1:39.147	50.960	127	25.267	229	22.920	186	27	1:31.741	46.742	131	23.016	237	21.983	189
9	1:39.867	51.359	125	25.349	230	23.159	186	28	1:30.674	46.188	127	22.742	238	21.744	190
10	1:39.979	51.408	125	25.386	230	23.185	186	29	1:31.919	47.353	131	22.843	238	21.723	189
11	1:40.374	51.693	126	25.415	230	23.266	186	30	1:30.393	46.052	130	22.734	238	<b>21.607</b>	<b>191</b>
12	1:39.893	51.141	123	25.498	230	23.254	184	31	1:30.260	45.842	131	22.708	238	21.710	190
13	1:39.820	51.182	123	25.489	229	23.149	187	32	1:30.044	45.812	130	22.533	239	21.699	190
14	1:39.678	50.588	121	25.710	229	23.380	187	33	1:30.657	45.928	131	22.753	238	21.976	190
15	1:45.344	50.853	120	25.511	230	28.980		34	1:29.846	45.736	131	22.393	238	21.717	190
16	2:34.568	1:47.034	126	25.097	231	22.437	189	<b>35</b>	<b>1:29.666</b>	<b>45.689</b>	131	<b>22.313</b>	238	21.664	190
17	1:36.884	49.040	116	25.827	232	22.017	189	36	1:29.736	45.700	<b>132</b>	22.342	<b>239</b>	21.694	190
18	1:36.325	48.183	122	25.845	233	22.297	190								
19	1:36.144	47.693	124	25.325	234	23.126	186								

### 12 Christer Jöns, DEU/ Markus Winkelhock, DEU

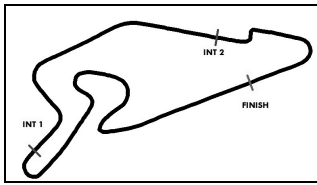
theoretical besttime: 1:30.053

1	1:59.723	1:05.450	107	28.682	213	25.591	178	20	2:30.779	1:44.159	121	24.827	232	21.793	187
2	1:48.964	55.861	116	27.905	212	25.198	181	21	1:33.796	47.940	120	24.018	233	21.838	188
3	1:47.295	55.527	115	27.213	220	24.555	184	22	1:33.742	47.462	110	24.255	230	22.025	188
4	1:45.238	54.215	122	27.012	223	24.011	185	23	1:38.107	51.297	108	24.855	232	21.955	187
5	1:43.898	53.393	120	26.800	225	23.705	186	24	1:34.534	48.668	103	23.847	234	22.019	187
6	1:42.465	53.058	118	26.543	228	22.864	188	25	2:07.388	52.457	73	42.408	101	32.523	128
7	1:41.476	52.334	117	26.477	228	22.665	187	26	2:05.284	1:07.892	100	34.193	147	23.199	188
8	1:41.596	52.724	115	26.307	229	22.565	187	27	1:33.322	47.322	125	23.963		22.037	189
9	1:39.907	51.430	122	26.148	230	22.329	188	28	1:54.241	1:08.910	129	22.971	235	22.360	187
10	1:38.882	50.748	122	25.969	229	22.165	189	29	1:30.916	46.393	127	22.673	235	21.850	188
11	1:38.265	49.942	121	25.909	230	22.414	188	<b>30</b>	<b>1:30.171</b>	<b>45.902</b>	130	22.601	<b>236</b>	<b>21.668</b>	188
12	1:36.862	49.475	126	25.450	230	21.937	189	31	1:30.793	46.299	<b>132</b>	22.590	236	21.904	188
13	1:38.538	48.913	127	26.212	232	23.413	190	32	1:30.437	45.967	129	22.578	235	21.892	187
14	1:35.398	48.276	125	24.850	232	22.272	190	33	1:30.457	46.015	130	22.569	236	21.873	187
15	1:34.138	47.745	126	24.359	234	22.034	189	34	1:30.368	45.993	131	22.528	235	21.847	188
16	1:33.393	47.255	126	24.246	233	21.892	188	35	1:30.632	46.282	132	<b>22.483</b>	236	21.867	189
17	1:35.384	48.179	123	25.191	234	22.014	190	36	1:30.805	46.082	132	22.667	235	22.056	187
18	1:39.207	48.653	116	28.279	233	22.275	<b>192</b>								
19	1:40.661	48.588	123	25.543	233	26.530									

### 14 Florian Spengler, DEU/ Marko Asmer, EST

theoretical besttime: 1:32.822

1	2:05.304	1:09.166	109	29.500	206	26.638	186	12	1:37.405	49.483	121	25.605	240	22.317	193
2	1:51.018	57.062	115	28.779	211	25.177	187	13	1:35.121	48.375	124	24.936	239	21.810	194
3	1:47.921	55.119	117	28.022	216	24.780	190	14	1:35.041	48.087	127	24.599	242	22.355	193
4	1:46.961	54.658	118	28.164	218	24.139	191	15	1:35.967	48.468	125	24.280	<b>242</b>	23.219	192
5	1:45.188	54.197	117	27.439	221	23.552	193	<b>16</b>	<b>1:33.019</b>	47.348	<b>127</b>	<b>23.932</b>	242	21.739	194
6	1:44.744	54.184	118	27.233	224	23.327	192	17	1:35.314	47.498	125	25.279	241	22.537	193
7	1:42.664	52.971	119	26.803	226	22.890	193	18	1:36.343	48.017	118	26.172	238	22.154	<b>195</b>
8	1:42.879	53.022	120	27.044	228	22.813	193	19	1:34.215	47.612	124	24.963	240	<b>21.640</b>	<b>195</b>
9	1:40.824	51.917	116	26.304	230	22.603	192	20	1:40.721	<b>47.250</b>	123	24.674	242	28.797	
10	1:38.553	50.351	121	25.972	233	22.230	194	21	3:17.693	2:06.234	115	25.738	224	45.721	
11	1:38.592	50.553	124	26.011	236	22.028	194								



# ADAC GT Masters

## Lap Analysis Race 2



Provisional

Reg. Nr.: 255/14

Sunday 31.8.2014 12:00

Nürburgring Sprint NGK, Length: 3629 m

Air temperature: 15.5°C

Track temperature: 21.4°C

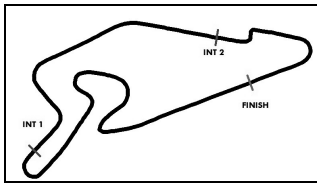
Weather condition: Wet

Lap	Time	SE1	SP1	SE2	SP2	SE3	SP3	Lap	Time	SE1	SP1	SE2	SP2	SE3	SP3
<b>16 Philip Geipel, DEU/ Rahel Frey, CHE</b>								<b>theoretical besttime: 1:30.856</b>							
1	1:59.804	1:04.277	107	29.009	207	26.518	177	20	2:39.393	1:51.762	121	25.591	226	22.040	189
2	1:50.681	56.399	110	28.561	217	25.721	182	21	1:34.214	47.812	119	24.489	232	21.913	190
3	1:52.889	55.405	116	32.541	225	24.943	186	22	1:32.711	47.100	124	23.743	236	21.868	191
4	1:45.813	54.187	117	27.125	224	24.501	184	23	1:33.315	47.540	122	23.881	235	21.894	190
5	1:46.690	53.932	115	28.073	215	24.685	187	24	1:35.430	47.846	123	24.107	235	23.477	192
6	1:44.023	53.184	120	26.882	225	23.957	187	25	1:55.890	49.391	121	35.045	69	31.454	113
7	1:43.008	53.068	118	26.929	225	23.011	190	26	2:02.661	1:07.082	120	31.880	166	23.699	190
8	1:41.714	52.678	119	26.492	229	22.544	187	27	1:32.729	47.065	126	23.739	236	21.925	190
9	1:40.928	52.062	120	26.146	232	22.720	190	28	1:33.686	47.070	128	23.594	237	23.022	189
10	1:39.693	51.186	125	25.991	230	22.516	190	29	1:32.233	47.258	126	23.083	240	21.892	190
11	1:38.592	50.537	128	25.861	233	22.194	189	30	1:31.524	46.631	128	22.940	239	21.953	190
12	1:38.922	49.968	123	25.799	235	23.155	190	31	1:31.844	47.004	129	22.799	239	22.041	189
13	1:35.682	48.777	128	24.922	234	21.983	190	32	1:31.667	<b>46.340</b>	131	22.938	237	22.389	190
14	1:34.738	48.120	126	24.645	235	21.973	191	<b>33</b>	<b>1:31.320</b>	46.693	<b>133</b>	22.670	<b>240</b>	21.957	191
15	1:35.297	47.879	127	24.482	238	22.936	190	34	1:31.570	46.741	130	22.726	237	22.103	188
16	1:33.680	47.706	129	24.116	236	<b>21.858</b>	189	35	1:31.360	46.638	131	<b>22.658</b>	239	22.064	<b>192</b>
17	1:36.230	48.648	123	25.645	234	21.937	191	36	1:31.810	46.843	130	22.805	239	22.162	188
18	1:36.064	48.090	124	25.953	234	22.021	191								
19	1:41.162	47.820	128	25.063	239	28.279									

<b>17 Remo Lips, CHE/ Lennart Marioneck, DEU</b>								<b>theoretical besttime: 1:32.377</b>							
1	1:56.367	1:03.779	113	27.294	208	25.294	189	15	1:45.666	51.971	110	25.456	239	28.239	
2	1:42.058	52.217	124	25.696	238	24.145	189	16	3:05.544	2:13.929	108	28.163	232	23.452	194
3	1:41.987	52.035	119	25.607	238	24.345	190	17	1:40.270	50.823	108	26.845	238	22.602	195
4	1:42.315	52.184	116	25.879	239	24.252	190	18	1:38.109	50.081	114	25.891	241	22.137	195
5	1:41.829	52.557	125	25.427	239	23.845	191	19	1:36.341	49.256	<b>126</b>	24.968	242	22.117	194
6	1:41.520	52.380	120	25.528	239	23.612	189	20	1:35.386	48.518	106	24.793	242	<b>22.075</b>	195
7	1:42.149	53.068	121	25.267	238	23.814	191	21	1:35.130	48.428	116	24.094	<b>244</b>	22.608	194
8	1:41.848	52.744	123	25.376	238	23.728	191	22	1:36.003	48.034	115	24.829	232	23.140	193
9	1:44.060	54.832	118	25.525	238	23.703	190	23	1:38.559	48.822	116	26.968	226	22.769	194
10	1:42.371	53.248	115	25.559	238	23.564	191	24	1:34.966	48.976	120	23.685	244	22.305	194
11	1:42.669	53.001	119	25.633	239	24.035	190	25	1:33.498	47.880	121	23.293	242	22.325	194
12	1:42.272	53.221	118	25.603	238	23.448	189	26	1:46.116	53.115	117	30.190	180	22.811	<b>195</b>
13	1:42.551	51.689	112	25.934	238	24.928	189	<b>27</b>	<b>1:33.272</b>	<b>47.403</b>	126	<b>22.899</b>	244	22.970	187
14	1:41.718	52.148	115	25.338	239	24.232	189	28	1:47.347	51.537	104	28.012	202	27.798	

<b>18 Toni Seiler, CHE/ Jeroen Bleekemolen, NLD</b>								<b>theoretical besttime: 1:39.740</b>							
1	1:47.089	56.886	123	25.737	230	24.466	192	10	1:40.729	51.658	121	25.546	<b>240</b>	<b>23.525</b>	191
2	1:41.862	52.055	<b>126</b>	25.522	237	24.285	192	11	1:40.954	51.845	121	25.479	239	23.630	190
3	1:42.140	51.936	125	25.880	231	24.324	191	12	1:41.271	51.608	119	25.558	237	24.105	189
4	1:48.188	59.222	124	25.125	240	23.841	191	13	1:40.830	51.622	119	25.406	239	23.802	<b>193</b>
5	1:40.473	51.801	123	<b>25.107</b>	239	23.565	192	<b>14</b>	<b>1:40.209</b>	<b>51.108</b>	117	25.188	239	23.913	191
6	1:40.872	52.038	123	25.249	239	23.585	191	15	1:47.898	51.752	117	25.559	237	30.587	
7	1:40.536	51.784	122	25.182	239	23.570	191	16	3:02.020	2:07.740	90	29.456	190	24.824	189
8	1:40.399	51.625	123	25.238	239	23.536	191								
9	1:41.288	51.975	114	25.653	236	23.660	191								

<b>19 Claudia Hürtgen, DEU/ Dominik Baumann, AUT</b>								<b>theoretical besttime: 1:30.574</b>							
1	1:57.382	1:05.230	120	27.006	221	25.146	183	20	1:33.210	47.221	119	24.279	234	21.710	189
2	1:41.687	51.559	123	25.838	232	24.290	186	21	1:32.883	47.281	120	23.856	234	21.746	189
3	1:42.129	52.419	120	25.651	233	24.059	185	22	1:32.069	47.055	118	23.316	235	<b>21.698</b>	189
4	1:40.547	51.514	121	25.410	231	23.623	185	23	1:51.260	58.642	98	30.443	229	22.175	190
5	1:40.625	51.593	122	25.537	232	23.495	186	24	1:34.851	48.753	119	23.765	233	22.333	190
6	1:40.196	51.565	125	25.438	233	23.193	185	25	1:33.980	48.022	117	23.363	235	22.595	188
7	1:40.257	51.632	125	25.510	232	23.115	186	26	1:47.251	52.542	118	31.483	167	23.226	191
8	1:40.711	51.897	123	25.598	232	23.216	187	27	1:32.652	47.377	123	23.276	238	21.999	190
9	1:40.806	51.914	125	25.721	231	23.171	187	28	1:33.557	47.187	125	23.413	238	22.957	190
10	1:41.309	52.273	122	25.692	231	23.344	186	29	1:32.050	47.180	127	22.748	240	22.122	191
11	1:40.801	51.962	124	25.653	233	23.186	185	30	1:31.474	46.565	128	22.819	<b>241</b>	22.090	190



# ADAC GT Masters

## Lap Analysis Race 2



Provisional

Reg. Nr.: 255/14

Sunday 31.8.2014 12:00

Nürburgring Sprint NGK, Length: 3629 m

Air temperature: 15.5°C

Track temperature: 21.4°C

Weather condition: Wet

Lap	Time	SE1	SP1	SE2	SP2	SE3	SP3	Lap	Time	SE1	SP1	SE2	SP2	SE3	SP3
12	1:40.972	51.810	123	25.814	232	23.348	186	31	1:31.864	47.100	124	22.651	238	22.113	191
13	1:41.074	51.459	113	26.211	230	23.404	186	32	1:31.524	<b>46.306</b>	130	22.845	239	22.373	190
14	1:40.012	51.192	119	25.471	233	23.349	185	33	1:31.428	46.824	131	22.584	240	22.020	<b>192</b>
15	1:46.606	50.921	119	25.624	233	30.061		34	1:31.577	46.664	131	22.703	239	22.210	190
16	2:41.043	1:52.160	118	26.363	231	22.520	189	<b>35</b>	<b>1:31.309</b>	46.741	130	<b>22.570</b>	239	21.998	192
17	2:17.850	1:27.273	94	27.878	221	22.699	189	36	1:31.764	46.906	<b>132</b>	22.667	241	22.191	191
18	1:35.750	47.813	116	25.386	234	22.551	188								
19	1:34.710	48.190	120	24.566	236	21.954	190								

### 20 Max Sandritter, DEU/ Jens Klingmann, DEU

theoretical besttime: 1:29.550

1	1:46.240	55.821	122	25.830	229	24.589	183	20	1:34.695	47.799	124	24.839	214	22.057	189
2	1:41.924	51.753	125	25.634	229	24.537	184	21	1:32.713	46.825	125	24.195	235	21.693	<b>193</b>
3	1:41.932	52.222	123	25.523	231	24.187	185	22	1:31.616	46.646	126	23.331	236	<b>21.639</b>	184
4	1:41.742	51.530	123	26.283	229	23.929	186	23	1:33.240	47.073	119	24.411	235	21.756	191
5	1:40.829	51.661	127	25.518	231	23.650	186	24	1:45.673	47.193	127	27.245	94	31.235	122
6	1:40.418	51.786	126	25.364	231	23.268	186	25	2:16.911	1:02.389	80	40.621	93	33.901	116
7	1:40.769	51.954	126	25.510	232	23.305	186	26	2:07.710	1:09.214	95	33.147	126	25.349	189
8	1:40.118	51.752	125	25.385	230	22.981	185	27	1:32.440	47.902	127	22.751	238	21.787	190
9	1:40.310	51.680	123	25.526	232	23.104	186	28	1:30.565	46.338	129	22.566	239	21.661	191
10	1:40.076	51.693	127	25.490	231	22.893	185	29	1:31.656	46.762	129	22.968	237	21.926	189
11	1:40.363	51.658	125	25.713	231	22.992	186	30	1:31.204	46.635	125	22.712	238	21.857	190
12	1:40.139	51.470	124	25.727	230	22.942	186	31	1:31.380	46.392	116	23.203	237	21.785	189
13	1:39.540	50.848	124	25.638	228	23.054	185	32	1:30.243	46.039	129	22.497	237	21.707	191
14	1:39.323	50.762	124	25.421	230	23.140	185	33	1:30.188	46.002	132	22.435	238	21.751	191
15	1:43.448	50.372	124	25.245	232	27.831		34	1:30.479	46.102	133	22.398	237	21.979	189
16	2:33.623	1:45.843	125	25.237	231	22.543	190	35	1:30.327	46.069	132	22.386	239	21.872	190
17	1:37.555	49.651	115	25.719	232	22.185	191	<b>36</b>	<b>1:29.640</b>	<b>45.635</b>	<b>134</b>	<b>22.276</b>	<b>239</b>	21.729	187
18	1:36.354	48.717	113	25.919	233	21.718	191								
19	1:35.998	48.035	114	25.123	232	22.840	177								

### 21 Alon Day, ISR/ Luca Ludwig, DEU

theoretical besttime: 1:29.947

1	1:55.733	1:01.775	102	28.367	214	25.591	187	20	2:30.418	1:44.117	120	24.154	239	22.147	192
2	1:48.038	55.497	107	27.802	215	24.739	186	21	1:32.834	47.356	116	23.712	243	21.766	193
3	1:45.845	54.188	113	27.616	219	24.041	188	22	1:32.458	47.222	119	23.303	241	21.933	193
4	1:44.321	53.371	114	27.258	224	23.692	190	23	1:39.622	52.348	121	24.251	215	23.023	180
5	1:43.443	52.829	121	27.087	228	23.527	190	24	1:38.660	49.989	107	25.366	221	23.305	189
6	1:43.636	53.270	110	27.031	231	23.335	191	25	2:02.693	49.368	92	40.798	84	32.527	110
7	1:42.838	52.748	112	26.825	232	23.265	191	26	2:04.450	1:07.516	108	33.579	154	23.355	193
8	1:52.418	1:02.831	116	26.537	231	23.050	191	27	1:32.544	47.179	129	23.059	241	22.306	191
9	1:40.528	51.572	117	26.486	234	22.470	191	28	1:32.316	47.761	131	22.738	243	21.817	193
10	1:39.117	50.521	116	26.385	233	22.211	192	29	1:31.000	46.570	124	22.654	242	21.776	192
11	1:37.730	49.667	124	25.984	235	22.079	193	30	1:30.351	45.999	131	22.495	242	21.857	193
12	1:36.973	49.182	118	25.863	235	21.928	192	31	1:30.732	45.928	132	22.604	244	22.200	192
13	1:35.989	48.415	120	25.600	234	21.974	192	32	1:30.383	46.178	<b>134</b>	22.357	243	21.848	191
14	1:36.151	48.688	119	25.400	235	22.063	192	<b>33</b>	<b>1:30.137</b>	<b>45.885</b>	133	22.366	243	21.886	192
15	1:33.914	47.384	121	24.388	239	22.142	192	34	1:30.236	45.956	133	22.428	244	21.852	193
16	1:33.040	47.256	124	23.867	240	21.917	192	35	1:30.483	46.203	132	<b>22.346</b>	242	21.934	193
17	1:33.914	47.487	121	24.711	239	<b>21.716</b>	192	36	1:30.384	46.117	131	22.457	<b>244</b>	21.810	<b>194</b>
18	1:35.891	47.712	115	26.365	237	21.814	192								
19	1:44.874	53.486	115	25.304	239	26.084									

### 22 Nico Bastian, DEU/ Jaime Alguersuari, ESP

theoretical besttime:

1	2:34.985	1:19.862	<b>100</b>	35.632	<b>174</b>	39.491									
---	----------	----------	------------	--------	------------	--------	--	--	--	--	--	--	--	--	--

### 23 Maro Engel, DEU/ Jan Seyffarth, DEU

theoretical besttime: 1:29.556

1	1:47.842	57.352	118	25.920	232	24.570	187	20	1:33.580	46.954	124	24.875	238	21.751	192
2	1:42.192	52.243	122	25.595	232	24.354	186	21	1:32.313	46.753	111	24.042	239	21.518	193
3	1:41.660	51.773	122	25.508	232	24.379	184	22	1:31.560	46.685	125	23.460	241	<b>21.415</b>	192
4	1:41.318	52.099	121	25.365	232	23.854	186	23	1:34.141	47.530	118	23.829	238	22.782	191
5	1:40.569	51.544	122	25.355	232	23.670	185	24	1:40.888	47.710	116	25.177	138	28.001	110





# ADAC GT Masters

## Lap Analysis Race 2



Provisional

Nürburgring Sprint NGK, Length: 3629 m

Air temperature: 15.5°C

Track temperature: 21.4°C

Weather condition: Wet

Reg. Nr.: 255/14

Sunday 31.8.2014 12:00

Lap	Time	SE1	SP1	SE2	SP2	SE3	SP3	Lap	Time	SE1	SP1	SE2	SP2	SE3	SP3
6	1:40.453	51.492	124	25.454	231	23.507	187	25	2:16.894	1:02.226	63	41.552	108	33.116	146
7	1:40.410	51.646	123	25.427	231	23.337	187	26	2:05.754	1:08.308	103	33.348	166	24.098	193
8	1:40.891	52.327	122	25.363	232	23.201	187	27	1:32.482	47.630	125	23.061	241	21.791	193
9	1:40.934	52.066	120	25.629	232	23.239	188	28	1:30.745	46.394	130	22.635	243	21.716	193
10	1:41.203	52.191	120	25.687	233	23.325	187	29	1:31.169	46.446	129	22.624	242	22.099	193
11	1:41.338	52.547	120	25.678	232	23.113	187	30	1:31.407	46.576	130	22.627	242	22.204	193
12	1:41.179	52.089	120	25.704	231	23.386	187	31	1:31.022	46.203	131	23.034	241	21.785	193
13	1:40.849	51.940	119	25.603	231	23.306	187	32	1:30.126	45.986	133	22.410	242	21.730	193
14	1:41.578	51.748	115	26.133	223	23.697	186	33	1:30.333	46.066	132	22.452	242	21.815	193
15	1:45.352	51.254	116	25.383	233	28.715		34	1:30.186	45.928	133	22.383	244	21.875	193
16	2:36.070	1:47.810	120	25.858	233	22.402	192	35	1:30.729	46.445	132	22.468	242	21.816	193
17	1:36.009	48.595	123	25.560	235	21.854	192	<b>36</b>	<b>1:29.934</b>	<b>45.801</b>	<b>134</b>	<b>22.340</b>	242	21.793	193
18	1:35.170	48.027	123	25.388	235	21.755	193								
19	1:34.079	47.274	123	24.865	238	21.940	192								

### 24 Albert von Thurn und Taxis, DEU/ Tomas Enge, CZE

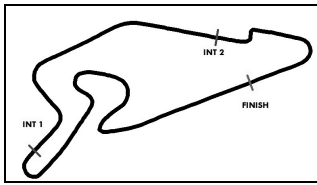
theoretical besttime: 1:30.504

1	2:01.263	1:06.675	105	28.040	227	26.548	190	20	1:38.607	47.421	113	24.781	245	26.405	
2	1:50.090	56.058	108	27.922	230	26.110	190	21	2:36.242	1:48.755	111	25.030	239	22.457	196
3	1:48.080	55.744	104	27.523	226	24.813	192	22	1:33.803	47.600	112	24.137	245	22.066	196
4	1:45.372	54.381	105	26.762	236	24.229	194	23	1:39.084	50.544	107	25.515	224	23.025	196
5	1:43.203	53.176	109	26.529	239	23.498	195	24	1:36.982	49.321	107	24.680	236	22.981	197
6	1:43.690	53.509	117	26.769	228	23.412	190	25	2:01.568	49.030	108	40.088	76	32.450	102
7	1:41.782	52.553	114	26.545	237	22.684	196	26	2:04.711	1:07.995	109	32.966	138	23.750	197
8	1:43.104	53.529	102	26.458	239	23.117	197	27	1:32.419	47.362	119	22.831	248	22.226	196
9	1:40.615	52.069	111	26.158	242	22.388	197	28	1:34.554	48.818	116	23.737	249	21.999	197
10	1:39.528	51.285	114	25.879	243	22.364	198	29	1:32.447	47.471	120	22.982	248	21.994	197
11	1:37.468	50.213	119	25.450	244	21.805	198	30	1:31.899	47.151	119	22.833	248	21.915	196
12	1:36.725	49.449	116	25.546	244	21.730	199	31	1:31.531	46.703	125	22.575	248	22.253	196
13	1:35.981	48.816	121	25.266	244	21.899	197	32	1:32.055	46.700	113	23.303	248	22.052	196
14	1:36.219	48.742	115	25.164	245	22.313	197	<b>33</b>	<b>1:31.328</b>	<b>46.484</b>	126	22.623	248	22.221	195
15	1:33.825	47.739	116	23.885	248	22.201	197	34	1:31.458	46.744	127	22.538	248	22.176	196
16	1:32.881	47.426	124	23.696	247	21.759	198	35	1:31.633	46.626	127	22.721	248	22.286	196
17	1:34.891	48.179	118	25.169	245	21.543	198	36	1:31.667	46.628	125	22.712	247	22.327	197
18	1:35.695	47.962	114	25.908	246	21.825	198								
19	1:35.165	48.372	120	25.311	244	21.482	198								

### 26 Renger van der Zande, NLD/ Maximilian Götz, DEU

theoretical besttime: 1:29.573

1	1:43.755	54.696	126	25.305	233	23.754	189	20	1:33.532	47.396	121	24.426	241	21.710	194
2	1:40.213	51.234	127	25.292	234	23.687	189	21	1:32.483	47.017	117	23.877	241	21.589	194
3	1:40.553	51.499	119	25.285	234	23.769	190	22	1:31.595	46.646	123	23.477	241	21.472	194
4	1:39.693	50.853	126	25.229	233	23.611	190	23	1:32.362	46.814	114	23.443	243	22.105	194
5	1:39.768	51.164	130	25.193	234	23.411	191	24	1:45.815	47.663	126	27.018	95	31.134	114
6	1:39.901	51.165	130	25.474	233	23.262	191	25	2:16.590	1:02.181	82	40.971	106	33.438	114
7	1:39.584	51.225	129	25.166	235	23.193	191	26	2:07.130	1:09.100	86	32.704	136	25.326	194
8	1:39.636	51.346	128	25.272	234	23.018	190	27	1:31.777	47.235	129	22.600	244	21.942	192
9	1:39.612	51.318	128	25.352	235	22.942	191	28	1:30.709	46.380	126	22.608	243	21.721	193
10	1:39.795	51.493	125	25.514	234	22.788	190	29	1:31.497	46.700	129	22.784	243	22.013	193
11	1:40.073	51.596	128	25.471	235	23.006	191	30	1:29.967	45.949	133	22.343	244	21.675	194
12	1:39.690	51.437	124	25.428	235	22.825	190	31	1:30.243	46.091	122	22.476	243	21.676	193
13	1:39.721	51.117	122	25.506	235	23.098	190	32	1:30.075	46.044	133	22.385	244	21.646	194
14	1:39.247	50.768	120	25.359	235	23.120	190	33	1:30.431	45.882	134	22.283	244	22.266	193
15	1:39.156	50.834	122	25.213	236	23.109	190	34	1:30.095	46.080	134	22.337	244	21.678	194
16	1:43.608	50.856	126	24.799	236	27.953		35	1:30.024	45.977	133	22.297	244	21.750	193
17	2:48.608	1:57.408	115	28.428	229	22.772	191	<b>36</b>	<b>1:29.894</b>	<b>45.874</b>	<b>134</b>	<b>22.227</b>	<b>245</b>	21.793	193
18	1:36.855	49.124	123	25.545	239	22.186	193								
19	1:34.555	47.906	119	24.765	240	21.884	193								



# ADAC GT Masters

## Lap Analysis Race 2



Provisional

Reg. Nr.: 255/14

Sunday 31.8.2014 12:00

Nürburgring Sprint NGK, Length: 3629 m

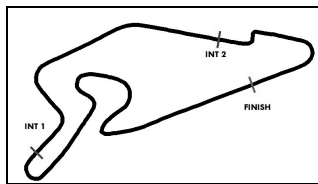
Air temperature: 15.5°C

Track temperature: 21.4°C

Weather condition: Wet

Lap	Time	SE1	SP1	SE2	SP2	SE3	SP3	Lap	Time	SE1	SP1	SE2	SP2	SE3	SP3
<b>27</b> Luca Stolz, DEU/ Mathias Lauda, AUT								<b>theoretical besttime: 1:29.926</b>							
1	1:58.388	1:03.241	102	28.892	207	26.255	185	20	1:39.065	47.179	124	24.688	238	27.198	
2	1:49.557	56.337	112	28.058	204	25.162	187	21	2:29.014	1:42.791	123	24.304	239	21.919	193
3	1:47.751	55.134	116	27.856	216	24.761	188	22	1:33.881	48.000	110	24.113	238	21.768	193
4	1:46.686	54.199	117	27.917	214	24.570	188	23	1:37.402	50.849	116	24.035	239	22.518	192
5	1:44.743	53.795	113	27.100	222	23.848	190	24	1:35.898	48.632	121	24.268	237	22.998	193
6	1:45.229	53.894	121	27.238	221	24.097	191	25	2:02.286	48.913	109	40.402	81	32.971	94
7	1:43.242	53.073	117	26.813	226	23.356	191	26	2:03.820	1:07.405	102	32.843	130	23.572	191
8	1:43.414	52.513	117	26.627	231	24.274	191	27	1:32.247	47.091	126	22.996	243	22.160	192
9	1:42.351	52.032	116	26.866	227	23.453	191	28	1:31.667	47.146	128	22.654	242	21.867	191
10	1:40.349	51.478	121	25.899	235	22.972	192	29	1:31.143	46.670	129	22.601	242	21.872	192
11	1:38.866	50.305	121	25.952	235	22.609	192	30	1:30.589	46.522	126	22.405	242	<b>21.662</b>	193
12	1:37.831	49.738	123	25.522	236	22.571	193	31	1:30.501	46.300	132	22.472	242	21.729	193
13	1:37.400	49.517	124	25.248	236	22.635	193	32	1:30.376	46.080	132	22.339	243	21.957	193
14	1:36.115	48.820	122	24.795	238	22.500	193	<b>33</b>	<b>1:30.122</b>	<b>45.982</b>	<b>133</b>	<b>22.282</b>	<b>243</b>	21.858	192
15	1:34.330	47.962	125	24.361	239	22.007	194	34	1:30.123	45.998	132	22.324	243	21.801	194
16	1:33.206	47.526	126	23.794	239	21.886	193	35	1:30.490	45.990	133	22.475	242	22.025	193
17	1:34.866	47.258	125	25.398	236	22.210	<b>194</b>	36	1:30.360	46.032	132	22.452	<b>243</b>	21.876	193
18	1:36.055	48.034	113	25.986	234	22.035	193								
19	1:35.329	48.160	124	25.195	238	21.974	194								

Lap	Time	SE1	SP1	SE2	SP2	SE3	SP3	Lap	Time	SE1	SP1	SE2	SP2	SE3	SP3
<b>100</b> Florian Stoll, DEU/ Daniel Dobitsch, AUT								<b>theoretical besttime: 1:33.177</b>							
1	1:47.750	57.275	122	25.892	225	24.583	179	19	1:38.694	<b>47.599</b>	121	25.418	229	25.677	
2	1:41.918	52.070	118	25.777	227	24.071	181	20	2:40.632	1:52.271	120	25.513	225	22.848	183
3	1:41.152	51.447	124	25.532	227	24.173	178	21	1:37.287	49.237	124	24.647	227	23.403	183
4	1:44.458	54.981	123	25.612	225	23.865	181	22	1:38.999	50.066	119	25.338	227	23.595	182
5	1:41.712	52.483	125	25.415	226	23.814	182	23	1:42.315	50.604	113	27.640	181	24.071	181
6	1:40.705	51.601	119	25.496	225	23.608	182	24	1:37.910	50.027	122	24.369	227	23.514	182
7	1:40.438	51.452	123	25.530	225	23.456	181	25	1:37.950	50.218	121	24.331	228	23.401	182
8	1:40.631	51.830	123	25.375	225	23.426	181	26	1:37.658	50.029	121	24.202	228	23.427	182
9	1:41.387	52.464	120	25.558	226	23.365	181	27	1:38.174	50.095	125	24.425	228	23.654	182
10	1:41.245	52.165	125	25.576	226	23.504	181	28	1:38.260	49.852	120	24.412	228	23.996	181
11	1:44.671	51.677	121	25.597	225	27.397		29	1:38.405	50.289	122	24.424	228	23.692	182
12	2:46.780	1:57.447	107	26.586	223	22.747	183	30	1:38.381	50.122	113	24.605	228	23.654	182
13	1:36.040	48.871	115	24.901	227	22.268	184	31	1:37.879	49.884	123	24.284	228	23.711	182
14	1:35.020	48.407	120	24.478	228	22.135	185	32	1:38.333	50.166	124	24.491	227	23.676	182
15	<b>1:33.740</b>	47.608	<b>128</b>	<b>23.766</b>	<b>230</b>	22.366	186	33	1:38.188	50.159	124	24.522	227	23.507	182
16	1:36.481	49.733	120	24.817	228	21.931	186	34	1:37.694	49.900	124	24.285	228	23.509	182
17	1:35.903	47.725	118	26.366	227	<b>21.812</b>	187	35	1:36.916	49.563	126	24.045	228	23.308	183
18	1:35.472	47.842	117	25.792	229	21.838	<b>187</b>	36	1:37.162	49.565	124	24.124	228	23.473	182



# ADAC GT Masters

## Pit stops Race 2

Provisional

Reg. Nr.: 255/14

Sunday 31.8.2014 12:00



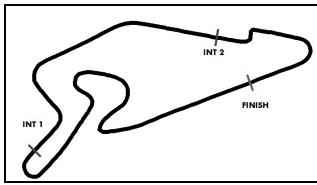
Nürburgring Sprint NGK, Length: 3629 m

Air temperature: 15.1°C

Track temperature: 20.4°C

Weather condition: Wet

Nr	Driver in	Day time in	Time in	Driver out	Day time out	Time out	Nett Time
22	Jaime Alguersuari	12:03:15	2:31.172				
100	Daniel Dobitsch	12:19:26	18:42.267	Daniel Dobitsch	12:20:36	19:52.341	1:10.074
10	Rene Rast	12:25:45	25:01.369	Kelvin van der Linde	12:26:47	26:03.212	1:01.843
8	Norbert Siedler	12:25:56	25:12.090	Norbert Siedler	12:27:05	26:21.409	1:09.319
20	Jens Klingmann	12:25:57	25:13.379	Jens Klingmann	12:26:59	26:14.829	1:01.450
23	Jan Seyffarth	12:26:08	25:24.036	Jan Seyffarth	12:27:12	26:27.942	1:03.906
7	Alfred Renauer	12:26:11	25:26.984	Alfred Renauer	12:27:24	26:39.903	1:12.919
9	Dominic Jöst	12:26:13	25:29.052	Dominic Jöst	12:27:32	26:47.960	1:18.908
18	Jeroen Bleekemolen	12:26:14	25:30.550	Toni Seiler	12:27:29	26:44.942	1:14.392
19	Dominik Baumann	12:26:15	25:31.103	Claudia Hürtgen	12:27:23	26:38.948	1:07.845
17	Lennart Marioneck	12:26:31	25:47.595	Remo Lips	12:27:57	27:13.342	1:25.747
5	Nathan Morcom	12:26:34	25:50.016	Mario Farnbacher	12:27:34	26:49.705	59.689
4	Wolf Nathan	12:27:05	26:20.801	Wolf Nathan	12:28:08	27:24.438	1:03.637
26	Maximilian Götz	12:27:24	26:40.245	Renger van der Zande	12:28:36	27:52.391	1:12.146
5	Mario Farnbacher	12:30:43	29:59.319	Mario Farnbacher	12:31:11	30:26.931	27.612
6	Philipp Frommenwiler	12:31:21	30:37.594				
12	Markus Winkelhock	12:32:41	31:57.370	Christer Jöns	12:33:43	32:58.782	1:01.412
21	Luca Ludwig	12:32:44	32:00.548	Luca Ludwig	12:33:47	33:02.837	1:02.289
16	Rahel Frey	12:32:55	32:11.317	Rahel Frey	12:33:58	33:13.830	1:02.513
100	Daniel Dobitsch	12:33:24	32:40.351	Daniel Dobitsch	12:34:33	33:49.338	1:08.987
1	Daniel Keilwitz	12:33:44	33:00.258	Daniel Keilwitz	12:34:47	34:03.026	1:02.768
24	Tomas Enge	12:34:14	33:30.170	Tomas Enge	12:35:18	34:33.679	1:03.509
27	Mathias Lauda	12:34:25	33:40.991	Mathias Lauda	12:35:25	34:41.492	1:00.501
14	Marko Asmer	12:34:27	33:43.187	Marko Asmer	12:35:30	34:45.930	1:02.743
2	Diego Alessi	12:34:30	33:46.461	Diego Alessi	12:35:31	34:46.718	1:00.257
3	Jaap van Lagen	12:35:23	34:39.342	Jaap van Lagen	12:36:25	35:40.968	1:01.626
14	Florian Spengler	12:37:45	37:01.093				
17	Remo Lips	12:49:12	48:28.020				
26	Renger van der Zande	13:02:57	1:02:13.649				
23	Maro Engel	13:02:59	1:02:15.075				
3	Christian Engelhart	13:03:03	1:02:19.331				
1	Andreas Wirth	13:03:05	1:02:21.605				
21	Luca Ludwig	13:03:07	1:02:23.471				
20	Max Sandritter	13:03:11	1:02:27.417				
27	Mathias Lauda	13:03:14	1:02:30.281				
10	Kelvin van der Linde	13:03:17	1:02:32.870				
16	Philip Geipel	13:03:18	1:02:34.014				
2	Patrick Assenheimer	13:03:20	1:02:35.994				
8	Norbert Siedler	13:03:22	1:02:37.968				
7	Herbert Handlos	13:03:23	1:02:39.533				
24	Albert von Thurn und Taxis	13:03:25	1:02:41.544				
5	Mario Farnbacher	13:03:28	1:02:43.893				
19	Claudia Hürtgen	13:03:29	1:02:45.392				
9	Florian Scholze	13:03:31	1:02:47.024				
4	Antonios Wossos	13:03:33	1:02:49.183				



# ADAC GT Masters

## Pit stops Race 2

Provisional

Reg. Nr.: 255/14

Sunday 31.8.2014 12:00



Nürburgring Sprint NGK, Length: 3629 m

Air temperature: 15.1°C

Track temperature: 20.4°C

Weather condition: Wet

Nr	Driver in	Day time in	Time in	Driver out	Day time out	Time out	Nett Time
12	Christer Jöns	13:03:36	1:02:52.582				