

# ADAC GT Masters

## Results Warm Up

Provisional



Nürburgring Sprint NGK, Length: 3629 m

Air temperature: 12.8°C

Track temperature: 14.4°C

Weather condition: Dry

Reg. Nr.: 255/14

Sunday 31.8.2014 08:30

started : 26      classified : 26      not classified : 0

	Drivers	Team	Car	Lap	Best Time	Gap	Diff	Kph	Day Time
1	1 A.Wirth/D.Keilwitz	Callaway Competition	Corvette Z06.R GT3	6	<b>1:29.258</b>			146,4	8:40:30
2	26 R.van der Zande/M.Götz	H.T.P. Motorsport	Mercedes-Benz SLS AMG GT3	6	<b>1:29.312</b>	0.054	0.054	146,3	8:39:52
3	24 A.von Thum und Taxis/T.Engel	Reiter Engineering	Chevrolet Camaro GT	8	<b>1:29.493</b>	0.235	0.181	146,0	8:43:09
4	22 N.Bastian/J.Alguersuari	ROWE Racing	Mercedes-Benz SLS AMG GT3	7	<b>1:29.637</b>	0.379	0.144	145,7	8:42:02
5	10 K.van der Linde/R.Rast	Prosperia C. Abt Racing	Audi R8 LMS ultra	5	<b>1:29.683</b>	0.425	0.046	145,7	8:38:12
6	100 F.Stoll/D.Dobitsch	kfzteile24 APR Motorsport	Audi R8 LMS ultra	10	<b>1:29.863</b>	0.605	0.180	145,4	8:45:35
7	18 T.Seiler(*G*)/J.Bleekemolen	Callaway Competition	Corvette Z06.R GT3	5	<b>1:29.954</b>	0.696	0.091	145,2	8:37:57
8	11 F.Hamprecht/N.Thiim	Prosperia C. Abt Racing	Audi R8 LMS ultra	9	<b>1:29.961</b>	0.703	0.007	145,2	8:45:21
9	23 M.Engel/J.Seyffarth	ROWE Racing	Mercedes-Benz SLS AMG GT3	9	<b>1:29.970</b>	0.712	0.009	145,2	8:46:29
10	6 S.Asch/P.Frommenwiler	Farnbacher Racing	Porsche 911 GT3 R	7	<b>1:29.996</b>	0.738	0.026	145,2	8:42:28
11	12 C.Jöns/M.Winkelhock	Prosperia C. Abt Racing	Audi R8 LMS ultra	8	<b>1:30.072</b>	0.814	0.076	145,0	8:45:58
12	16 P.Geipel/R.Frey	YACO Racing	Audi R8 LMS ultra	9	<b>1:30.076</b>	0.818	0.004	145,0	8:46:02
13	14 F.Spengler/M.Asmer	MRS GT-Racing	McLaren MP4-12C GT3	8	<b>1:30.277</b>	1.019	0.201	144,7	8:44:08
14	27 L.Stolz/M.Lauda	H.T.P. Motorsport	Mercedes-Benz SLS AMG GT3	9	<b>1:30.401</b>	1.143	0.124	144,5	8:45:43
15	21 A.Day/L.Ludwig	BKK Mobil Oil Zakspeed	Mercedes-Benz SLS AMG GT3	7	<b>1:30.444</b>	1.186	0.043	144,4	8:43:46
16	19 C.Hürtgen/D.Baumann	PIXUM Team Schubert	BMW Z4 GT3	7	<b>1:30.501</b>	1.243	0.057	144,4	8:45:47
17	3 C.Engelhart/J.van Lagen	GW IT Racing Team Schütz Motors	Porsche 911 GT3 R	9	<b>1:30.572</b>	1.314	0.071	144,2	8:45:24
18	17 R.Lips(*G*)/L.Marionek	Callaway Competition	Corvette Z06.R GT3	9	<b>1:30.679</b>	1.421	0.107	144,1	8:46:01
19	8 R.Renauer/N.Siedler	TONINO Team Herberth	Porsche 911 GT3 R	4	<b>1:30.705</b>	1.447	0.026	144,0	8:38:15
20	2 P.Assenheimer/D.Alessi	Callaway Competition	Corvette Z06.R GT3	5	<b>1:30.832</b>	1.574	0.127	143,8	8:38:46
21	5 M.Farnbacher/N.Morcom	Farnbacher Racing	Porsche 911 GT3 R	6	<b>1:30.851</b>	1.593	0.019	143,8	8:41:59
22	20 M.Sandritter/J.Klingmann	PIXUM Team Schubert	BMW Z4 GT3	5	<b>1:30.858</b>	1.600	0.007	143,8	8:38:26
23	13 D.Jahn/S.Barth	RWT Racing Team	Corvette Z06.R GT3	5	<b>1:31.210</b>	1.952	0.352	143,2	8:45:42
24	4 A.Wossos(*G*)/W.Nathan(*G*)	GW IT Racing Team Schütz Motors	Porsche 911 GT3 R	8	<b>1:31.755</b>	2.497	0.545	142,4	8:45:08
25	7 H.Handlos(*G*)/A.Renauer	TONINO Team Herberth	Porsche 911 GT3 R	4	<b>1:32.195</b>	2.937	0.440	141,7	8:37:08
	9 F.Scholze(*G*)/D.Jöst(*G*)	TONINO Team Herberth	Porsche 911 GT3 R	0					

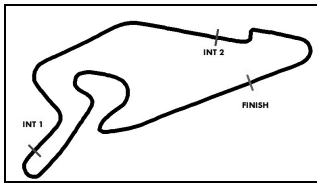
(\*G\*) marks the gentlemen driver

Subject to final scrutineering!

Publications Time:

Clerk of the course:

Time Keeping:



# ADAC GT Masters

## Lap Analysis Warm Up



Provisional

Reg. Nr.: 255/14

Sunday 31.8.2014 08:30

Nürburgring Sprint NGK, Length: 3629 m

Air temperature: 12.8°C

Track temperature: 14.4°C

Weather condition: Dry

Lap	Time	SE1	SP1	SE2	SP2	SE3	SP3	Lap	Time	SE1	SP1	SE2	SP2	SE3	SP3
<b>1</b>	Andreas Wirth, DEU/ Daniel Keilwitz, DEU							<b>theoretical besttime: 1:29.258</b>							
1	1:56.515	1:07.525	117	25.138	233	23.852	194	5	1:29.975	46.261	133	22.205	247	21.509	<b>201</b>
2	1:38.229	48.643	130	22.830	246	26.756		<b>6</b>	<b>1:29.258</b>	<b>45.670</b>	132	<b>22.135</b>	247	<b>21.453</b>	197
3	2:26.481	1:41.971	<b>135</b>	22.584	245	21.926	196	7	1:34.322	46.017	130	22.261	<b>248</b>	26.044	
4	1:30.272	46.321	132	22.392	247	21.559	198								

<b>2</b>	Patrick Assenheimer, DEU/ Diego Alessi, ITA							<b>theoretical besttime: 1:30.607</b>							
1	2:37.560	1:46.136	98	27.206	213	24.218	192	6	1:35.866	<b>46.360</b>	130	22.560	<b>246</b>	26.946	
2	1:34.698	49.036	127	23.120	244	22.542	196	7	3:12.305	2:27.695	131	22.692	246	21.918	<b>196</b>
3	1:32.247	47.455	131	22.666	244	22.126	193	8	1:31.148	46.515	<b>133</b>	22.496	246	22.137	196
4	1:31.067	46.559	130	<b>22.480</b>	245	22.028	196	9	1:36.883	46.786	132	22.393	246	27.704	
5	<b>1:30.832</b>	46.563	128	22.502	246	<b>21.767</b>	196								

<b>3</b>	Christian Engelhart, DEU/ Jaap van Lagen, NLD							<b>theoretical besttime: 1:30.393</b>							
1	1:50.867	1:02.698	120	24.705	231	23.464	186	7	2:47.194	2:01.692	<b>133</b>	22.653	214	22.849	191
2	1:34.175	49.027	128	23.002	235	22.146	190	8	1:30.702	46.192	129	22.540	238	21.970	191
3	1:32.938	47.289	131	22.903	232	22.746	191	<b>9</b>	<b>1:30.572</b>	<b>46.146</b>	133	22.502	239	21.924	<b>192</b>
4	1:31.359	46.815	132	22.609	238	21.935	191	10	1:30.756	46.391	133	22.508	239	21.857	190
5	1:30.690	46.394	131	22.435	238	<b>21.861</b>	191	11	1:37.653	46.234	132	23.358	205	28.061	
6	1:35.868	46.232	132	<b>22.386</b>	<b>239</b>	27.250									

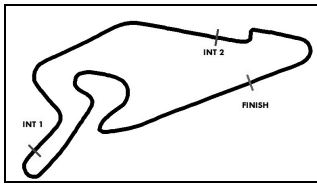
<b>4</b>	Antonios Wossos, GRC/ Wolf Nathan, NLD							<b>theoretical besttime: 1:31.755</b>							
1	3:00.548	2:04.894	110	28.338	202	27.316	183	6	1:34.333	47.659	132	23.093	217	23.581	191
2	1:39.257	51.663	125	24.215	235	23.379	188	7	1:37.472	46.823	132	28.126	236	22.523	190
3	1:34.036	48.387	130	23.303	236	22.346	191	<b>8</b>	<b>1:31.755</b>	<b>46.787</b>	<b>132</b>	<b>22.941</b>	<b>238</b>	<b>22.027</b>	<b>191</b>
4	1:41.155	48.642	131	23.410	236	29.103		9	1:36.218	46.641	131	22.779	238	26.798	
5	2:29.585	1:43.972	130	23.244	236	22.369	189								

<b>5</b>	Mario Farnbacher, DEU/ Nathan Morcom, AUS							<b>theoretical besttime: 1:30.608</b>							
1	2:15.145	1:23.913	122	25.563	168	25.669	186	<b>6</b>	<b>1:30.851</b>	46.737	129	<b>22.312</b>	240	<b>21.802</b>	190
2	1:33.417	48.369	128	22.754	238	22.294	<b>192</b>	7	1:35.819	<b>46.494</b>	<b>131</b>	22.610	240	26.715	
3	1:32.205	47.635	128	22.641	239	21.929	189	8	2:36.768	1:51.157	130	23.078	238	22.533	191
4	1:35.387	46.521	130	22.502	<b>241</b>	26.364		9	1:37.238	47.036	133	22.677	239	27.525	
5	3:32.629	2:48.385	131	22.376	240	21.868	191								

<b>6</b>	Sebastian Asch, DEU/ Philipp Frommenwiler, CHE							<b>theoretical besttime: 1:29.996</b>							
1	3:19.511	2:29.286	116	25.885	183	24.340	188	6	1:30.572	46.049	133	22.730	238	21.793	191
2	1:33.744	48.719	130	22.929	238	22.096	192	<b>7</b>	<b>1:29.996</b>	<b>45.954</b>	<b>134</b>	<b>22.478</b>	<b>239</b>	<b>21.564</b>	192
3	1:32.901	47.649	131	23.172	238	22.080	192	8	1:31.520	46.278	133	22.707	238	22.535	185
4	1:30.878	46.393	132	22.605	238	21.880	192	9	1:38.808	48.441	124	23.039	238	27.328	
5	1:30.808	46.414	133	22.661	239	21.733	<b>193</b>								

<b>7</b>	Herbert Handlos, AUT/ Alfred Renauer, DEU							<b>theoretical besttime: 1:31.744</b>							
1	2:27.296	1:35.148	114	27.435	182	24.713	187	<b>4</b>	<b>1:32.195</b>	47.346	<b>131</b>	<b>22.709</b>	239	<b>22.140</b>	<b>193</b>
2	1:36.143	49.633	128	23.545	223	22.965	190	5	1:45.120	<b>46.895</b>	128	24.770	190	33.455	
3	1:33.008	47.660	130	22.995	<b>240</b>	22.353	192								

<b>8</b>	Robert Renauer, DEU/ Norbert Siedler, AUT							<b>theoretical besttime: 1:30.525</b>							
1	3:39.747	2:52.611	124	24.312	235	22.824	190	5	1:37.879	47.161	132	22.733	<b>240</b>	27.985	
2	1:32.484	47.617	<b>133</b>	22.809	237	22.058	191	6	2:54.752	2:02.502	107	24.010	237	28.240	
3	1:32.070	47.694	131	22.671	240	<b>21.705</b>	<b>193</b>	7	2:43.552	1:55.588	131	22.803	190	25.161	192
4	<b>1:30.705</b>	<b>46.273</b>	132	<b>22.547</b>	239	21.885	191	8	1:39.875	46.416	133	22.472	240	30.987	



# ADAC GT Masters

## Lap Analysis Warm Up



Provisional

Reg. Nr.: 255/14

Sunday 31.8.2014 08:30

Nürburgring Sprint NGK, Length: 3629 m

Air temperature: 12.8°C

Track temperature: 14.4°C

Weather condition: Dry

Lap	Time	SE1	SP1	SE2	SP2	SE3	SP3	Lap	Time	SE1	SP1	SE2	SP2	SE3	SP3
<b>9</b>	Florian Scholze, DEU/ Dominic Jöst, DEU							<b>theoretical besttime: 2:20.073</b>							
1	10:02.274	9:09.904	125	23.964	227	28.406		3	2:50.147	<b>1:56.834</b>	128	23.339	214	29.974	
2	2:54.768	2:03.409	<b>132</b>	<b>23.239</b>	<b>230</b>	28.120									

<b>10</b>	Kelvin van der Linde, ZAF/ Rene Rast, DEU							<b>theoretical besttime: 1:29.586</b>							
1	2:08.608	1:20.514	124	24.417	229	23.677	190	6	1:34.869	46.266	132	22.386	238	26.217	
2	1:33.603	48.510	129	23.025	236	22.068	191	7	2:23.338	1:38.795	133	22.551	237	21.992	190
3	1:30.869	46.624	131	22.535	237	21.710	<b>192</b>	8	1:30.460	46.284	132	22.443	238	21.733	190
4	1:29.882	46.046	132	22.343	237	<b>21.493</b>	191	9	1:34.694	45.974	132	22.367	<b>239</b>	26.353	
5	<b>1:29.683</b>	<b>45.816</b>	<b>134</b>	<b>22.277</b>	238	21.590	191								

<b>11</b>	Fabian Hamprecht, DEU/ Nicki Thiim, DNK							<b>theoretical besttime: 1:29.849</b>							
1	2:12.632	1:21.230	124	25.669	191	25.733	188	6	2:27.973	1:43.166	130	22.857	236	21.950	189
2	1:33.044	48.134	130	23.002	234	21.908	190	7	1:30.414	46.163	132	22.465	237	21.786	189
3	1:30.884	46.612	132	22.551	236	21.721	191	8	1:31.779	47.278	<b>133</b>	22.564	<b>238</b>	21.937	<b>192</b>
4	1:30.392	46.355	132	22.412	237	<b>21.625</b>	191	9	<b>1:29.961</b>	<b>45.903</b>	131	<b>22.321</b>	238	21.737	190
5	1:34.639	46.253	131	22.367	237	26.019		10	1:35.522	46.172	130	22.764	236	26.586	

<b>12</b>	Christer Jöns, DEU/ Markus Winkelhock, DEU							<b>theoretical besttime: 1:30.005</b>							
1	2:13.584	1:21.731	124	26.091	184	25.762	186	6	2:25.486	1:40.763	130	22.794	234	21.929	188
2	1:40.332	48.353	129	23.093	234	28.886		7	1:30.227	46.070	132	<b>22.429</b>	234	21.728	189
3	2:32.395	1:42.631	128	23.025	234	26.739		8	<b>1:30.072</b>	<b>45.896</b>	131	22.496	234	<b>21.680</b>	189
4	2:30.033	1:43.182	126	24.064	233	22.787	<b>190</b>	9	1:35.104	45.557	133	22.609	236	26.938	
5	1:36.053	46.227	<b>134</b>	22.568	<b>234</b>	27.258									

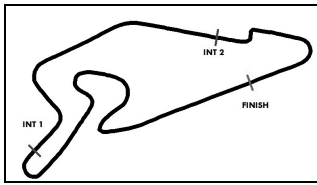
<b>13</b>	David Jahn, DEU/ Sven Barth, DEU							<b>theoretical besttime: 1:31.210</b>							
1	2:09.381	1:12.357	101	26.156	217	30.868		4	1:32.085	46.957	129	22.850	240	22.278	191
2	3:23.222	2:27.652	120	25.058	211	30.512		5	<b>1:31.210</b>	<b>46.581</b>	<b>131</b>	<b>22.644</b>	<b>241</b>	<b>21.985</b>	<b>191</b>
3	7:06.885	6:20.253	128	23.364	228	23.268	190	6	1:36.687	46.794	129	22.839	240	27.054	

<b>14</b>	Florian Spengler, DEU/ Marko Asmer, EST							<b>theoretical besttime: 1:30.259</b>							
1	2:07.822	1:14.530	118	27.594	205	25.698	189	6	2:30.727	1:46.173	131	22.610	243	21.944	194
2	1:39.516	51.850	131	24.708	227	22.958	193	7	1:30.625	46.409	133	22.377	245	21.839	<b>196</b>
3	1:32.580	47.690	132	22.790	241	22.100	194	8	<b>1:30.277</b>	<b>46.179</b>	134	22.389	244	<b>21.709</b>	195
4	1:31.597	46.897	132	22.656	242	22.044	194	9	1:30.527	46.421	<b>134</b>	<b>22.371</b>	<b>247</b>	21.735	195
5	1:45.262	47.744	103	23.677	243	33.841		10	1:39.465	46.151	135	22.484	245	30.830	

<b>16</b>	Philip Geipel, DEU/ Rahel Frey, CHE							<b>theoretical besttime: 1:30.076</b>							
1	2:24.995	1:31.570	113	28.929	155	24.496	188	6	2:47.132	2:02.145	131	22.846	236	22.141	191
2	1:37.830	49.515	124	25.509	226	22.806	190	7	1:31.126	46.492	132	22.702	<b>238</b>	21.932	190
3	1:31.975	46.865	132	22.864	238	22.246	192	8	1:30.390	46.077	130	22.435	238	21.878	190
4	1:31.958	46.854	<b>133</b>	22.954	236	22.150	190	9	<b>1:30.076</b>	<b>45.862</b>	133	<b>22.403</b>	238	<b>21.811</b>	<b>192</b>
5	1:37.123	46.655	132	22.760	238	27.708		10	1:36.117	46.718	131	22.663	240	26.736	

<b>17</b>	Remo Lips, CHE/ Lennart Marioneck, DEU							<b>theoretical besttime: 1:30.621</b>							
1	2:35.578	1:42.365	108	27.467	153	25.746	189	6	1:31.433	46.649	134	22.468	245	22.316	195
2	1:38.023	52.058	124	23.490	242	22.475	195	7	1:31.129	46.592	134	<b>22.366</b>	<b>246</b>	22.171	197
3	1:32.946	47.847	130	22.802	244	22.297	195	8	1:31.483	46.805	133	22.440	246	22.238	196
4	1:37.640	47.167	131	22.693	243	27.780		9	<b>1:30.679</b>	<b>46.312</b>	<b>136</b>	22.424	246	<b>21.943</b>	197
5	2:32.868	1:47.680	132	22.563	246	22.625	<b>198</b>	10	1:36.215	47.217	133	22.488	246	26.510	

<b>18</b>	Toni Seiler, CHE/ Jeroen Bleekemolen, NLD							<b>theoretical besttime: 1:29.954</b>							
1	1:53.260	1:05.806	119	24.246	235	23.208	193	7	2:43.227	1:55.628	125	24.457	215	23.142	196
2	1:32.663	48.005	130	22.744	245	21.914	196	8	1:32.919	46.908	128	22.509	245	23.502	193
3	1:31.404	46.940	133	22.454	246	22.010	<b>197</b>	9	1:32.923	47.783	126	22.706	245	22.434	197
4	1:30.398	46.309	132	22.328	247	21.761	196	10	1:31.964	46.139	126	23.355	246	22.470	196



# ADAC GT Masters

## Lap Analysis Warm Up



Provisional

Reg. Nr.: 255/14

Sunday 31.8.2014 08:30

Nürburgring Sprint NGK, Length: 3629 m

Air temperature: 12.8°C

Track temperature: 14.4°C

Weather condition: Dry

Lap	Time	SE1	SP1	SE2	SP2	SE3	SP3	Lap	Time	SE1	SP1	SE2	SP2	SE3	SP3
5	<b>1:29.954</b>	<b>45.996</b>	<b>133</b>	<b>22.202</b>	<b>247</b>	<b>21.756</b>	197	11	1:55.007	51.095	113	26.579	175	37.333	
6	1:37.392	47.778	131	22.421	246	27.193									

### 19 Claudia Hürtgen, DEU/ Dominik Baumann, AUT

**theoretical besttime: 1:30.478**

1	2:59.002	2:09.479	117	24.817	219	24.706	188	5	1:35.294	46.281	<b>133</b>	22.514	237	26.499	
2	1:35.079	49.317	125	23.258	234	22.504	190	6	5:03.365	4:18.357	129	22.809	237	22.199	<b>192</b>
3	1:32.885	47.594	130	22.956	236	22.335	191	7	<b>1:30.501</b>	<b>46.208</b>	132	<b>22.500</b>	<b>237</b>	21.793	190
4	1:31.134	46.735	131	22.629	237	<b>21.770</b>	189	8	1:37.202	46.344	130	23.442	236	27.416	

### 20 Max Sandritter, DEU/ Jens Klingmann, DEU

**theoretical besttime: 1:30.723**

1	2:18.710	1:27.431	113	24.891	213	26.388	187	6	1:36.737	<b>46.360</b>	<b>133</b>	22.552	<b>238</b>	27.825	
2	1:33.792	48.568	130	22.895	235	22.329	189	7	2:28.810	1:43.851	132	22.812	237	22.147	190
3	1:31.699	47.015	132	22.624	238	22.060	190	8	1:31.233	46.645	131	<b>22.506</b>	236	22.082	189
4	1:31.162	46.675	132	22.584	236	21.903	190	9	1:31.898	47.029	127	22.746	238	22.123	190
5	<b>1:30.858</b>	46.419	133	22.582	237	<b>21.857</b>	<b>191</b>	10	1:37.676	46.844	130	22.677	237	28.155	

### 21 Alon Day, ISR/ Luca Ludwig, DEU

**theoretical besttime: 1:30.431**

1	4:38.670	3:50.302	118	24.611	226	23.757	191	5	1:30.606	46.314	130	<b>22.450</b>	241	21.842	192
2	1:32.641	47.614	128	22.839	239	22.188	192	6	1:31.394	46.982	131	22.534	241	21.878	193
3	1:31.568	46.910	132	22.714	240	21.944	191	7	<b>1:30.444</b>	<b>46.149</b>	132	22.455	241	21.840	<b>193</b>
4	1:31.032	46.676	131	22.524	<b>242</b>	<b>21.832</b>	191	8	1:34.370	46.284	<b>132</b>	22.460	241	25.626	

### 22 Nico Bastian, DEU/ Jaime Alguersuari, ESP

**theoretical besttime: 1:29.520**

1	1:57.036	1:09.231	119	24.312	224	23.493	191	7	<b>1:29.637</b>	45.811	135	<b>22.254</b>	241	<b>21.572</b>	194
2	1:33.956	48.956	132	22.930	239	22.070	193	8	1:30.068	45.894	136	22.473	241	21.701	194
3	1:30.932	46.796	133	22.460	241	21.676	194	9	1:29.769	<b>45.694</b>	135	22.322	241	21.753	<b>194</b>
4	1:30.553	46.192	133	22.415	<b>242</b>	21.946	192	10	1:30.167	46.058	135	22.392	241	21.717	194
5	1:34.114	46.095	135	22.300	240	25.719		11	1:35.562	47.133	135	22.420	241	26.009	
6	2:26.245	1:41.794	<b>136</b>	22.553	240	21.898	193								

### 23 Maro Engel, DEU/ Jan Seyffarth, DEU

**theoretical besttime: 1:29.970**

1	1:58.655	1:10.288	119	24.735	234	23.632	189	6	3:47.701	3:02.110	132	22.750	239	22.841	192
2	1:33.049	48.112	128	22.925	240	22.012	192	7	1:30.446	46.225	134	22.374	241	21.847	192
3	1:32.596	47.543	128	23.110	240	21.943	192	8	1:30.344	46.062	<b>134</b>	22.461	241	21.821	192
4	1:30.729	46.416	131	22.559	240	21.754	192	9	<b>1:29.970</b>	<b>45.941</b>	134	<b>22.354</b>	241	<b>21.675</b>	<b>193</b>
5	1:35.626	46.164	132	22.460	<b>242</b>	27.002		10	1:35.932	46.433	133	22.601	241	26.898	

### 24 Albert von Thurn und Taxis, DEU/ Tomas Enge, CZE

**theoretical besttime: 1:29.493**

1	2:36.037	1:46.805	109	25.460	209	23.772	195	6	1:29.755	45.895	<b>132</b>	22.156	246	21.704	196
2	1:33.398	48.582	125	22.761	244	22.055	<b>197</b>	7	1:29.623	45.866	130	22.153	245	21.604	197
3	1:30.839	46.748	130	22.333	246	21.758	196	8	<b>1:29.493</b>	<b>45.790</b>	131	<b>22.123</b>	246	<b>21.580</b>	197
4	1:30.096	46.234	131	22.142	<b>247</b>	21.720	197	9	1:36.657	46.117	131	23.046	203	27.494	
5	1:30.101	46.236	127	22.231	246	21.634	197								

### 26 Renger van der Zande, NLD/ Maximilian Götz, DEU

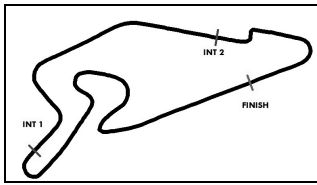
**theoretical besttime: 1:29.312**

1	2:16.188	1:25.034	120	26.186	194	24.968	191	6	<b>1:29.312</b>	<b>45.767</b>	135	<b>22.051</b>	243	<b>21.494</b>	<b>195</b>
2	1:35.723	48.709	131	22.824	238	24.190	193	7	1:34.116	45.784	<b>136</b>	22.104	243	26.228	
3	1:30.888	46.797	136	22.459	241	21.632	194	8	2:32.215	1:46.264	133	22.296	243	23.655	192
4	1:30.101	46.337	135	22.153	243	21.611	194	9	1:29.929	45.881	136	22.280	<b>243</b>	21.768	193
5	1:29.856	46.157	134	22.118	243	21.581	194	10	1:41.190	45.969	134	22.178	244	33.043	

### 27 Luca Stolz, DEU/ Mathias Lauda, AUT

**theoretical besttime: 1:30.359**

1	2:22.131	1:30.407	111	26.691	205	25.033	190	6	2:30.052	1:45.708	134	22.414	241	21.930	193
2	1:37.808	51.264	125	23.559	236	22.985	192	7	1:31.440	46.796	134	22.378	242	22.266	192
3	1:32.845	47.762	131	22.931	239	22.152	194	8	1:31.012	46.892	<b>135</b>	22.351	241	<b>21.769</b>	193
4	1:31.734	46.849	131	22.720	239	22.165	194	9	<b>1:30.401</b>	<b>46.288</b>	134	<b>22.302</b>	<b>242</b>	21.811	<b>194</b>
5	1:36.158	46.709	133	22.537	240	26.912		10	1:49.013	48.695	129	32.766	240	27.552	



# ADAC GT Masters

## Lap Analysis Warm Up



Provisional

Reg. Nr.: 255/14

Sunday 31.8.2014 08:30

Nürburgring Sprint NGK, Length: 3629 m

Air temperature: 12.8°C

Track temperature: 14.4°C

Weather condition: Dry

Lap	Time	SE1	SP1	SE2	SP2	SE3	SP3	Lap	Time	SE1	SP1	SE2	SP2	SE3	SP3
-----	------	-----	-----	-----	-----	-----	-----	-----	------	-----	-----	-----	-----	-----	-----

**100** Florian Stoll, DEU/ Daniel Dobitsch, AUT

**theoretical besttime: 1:29.549**

1	1:52.921	1:04.859	120	24.842	224	23.220	184	7	1:30.102	45.765	<b>133</b>	22.367	233	21.970	182
2	1:34.937	49.121	130	23.653	228	22.163	188	8	1:31.558	46.171	132	22.424	234	22.963	<b>188</b>
3	1:33.068	48.022	129	23.119	231	21.927	188	9	1:30.179	45.750	133	<b>22.290</b>	<b>235</b>	22.139	187
4	1:31.204	46.518	133	22.765	233	21.921	187	<b>10</b>	<b>1:29.863</b>	<b>45.558</b>	133	22.433	234	21.872	187
5	1:31.642	47.180	132	22.611	233	21.851	187	11	1:40.809	49.097	133	22.611	234	29.101	
6	1:29.973	45.844	133	22.428	233	<b>21.701</b>	188								