

# ADAC GT Masters

## Results Race 1

Provisional



Amended  
19.09.2014 - 13:20

Nürburgring Sprint NGK, Length: 3629 m

Air temperature: 22.5°C

Track temperature: 27.7°C

Weather condition: Dry



Reg. Nr.: 255/14

Saturday 30.8.2014 12:00

started : 26      classified : 21      not classified : 5

	Drivers	Team	Car	Laps	Total Time	Gap	Kph	Lap	Time	Kph
1	13 D.Jahn/S.Barth	RWT Racing Team	Corvette Z06.R GT3	38	<b>59:59.916</b>		137,9	7	1:29.486	146,0
2	21 A.Day/L.Ludwig	BKK Mobil Oil Zakspeed	Mercedes-Benz SLS AMG GT3	38	<b>1:00:02.369</b>	2.453	137,8	7	1:29.371	146,2
3	8 R.Renauer/N.Siedler	TONINO Team Herberth	Porsche 911 GT3 R	38	<b>1:00:03.640</b>	3.724	137,8	7	1:29.349	146,2
4	23 M.Engel/J.Seyffarth	ROWE Racing	Mercedes-Benz SLS AMG GT3	38	<b>1:00:04.093</b>	4.177	137,7	7	1:29.777	145,5
5	3 C.Engelhart/J.van Lagen	GW IT Racing Team Schütz Motors	Porsche 911 GT3 R	38	<b>1:00:06.312</b>	6.396	137,7	8	1:29.846	145,4
6	10 K.van der Linde/R.Rast	Prosperia C. Abt Racing	Audi R8 LMS ultra	38	<b>1:00:07.149</b>	7.233	137,6	8	1:29.922	145,3
7	26 R.van der Zande/M.Götz	H.T.P. Motorsport	Mercedes-Benz SLS AMG GT3	38	<b>1:00:07.694</b>	7.778	137,6	8	1:29.991	145,2
8	12 C.Jöns/M.Winkelhock	Prosperia C. Abt Racing	Audi R8 LMS ultra	38	<b>1:00:08.184</b>	8.268	137,6	14	1:30.067	145,1
9	19 C.Hürtgen/D.Baumann	PIXUM Team Schubert	BMW Z4 GT3	38	<b>1:00:14.787</b>	14.871	137,3	10	1:30.275	144,7
10	27 L.Stolz/M.Lauda	H.T.P. Motorsport	Mercedes-Benz SLS AMG GT3	38	<b>1:00:25.902</b>	25.986	136,9	10	1:30.205	144,8
11	2 P.Assenheimer/D.Alessi	Callaway Competition	Corvette Z06.R GT3	38	<b>1:00:27.528</b>	27.612	136,9	14	1:30.595	144,2
12	20 M.Sandritter/J.Klingmann	PIXUM Team Schubert	BMW Z4 GT3	38	<b>1:00:29.579</b>	29.663	136,8	6	1:30.375	144,6
13	18 T.Seiler(*G*)/J.Bleekemolen	Callaway Competition	Corvette Z06.R GT3	38	<b>1:00:31.317</b>	31.401	136,7	19	1:29.671	145,7
14	16 P.Geipel/R.Frey	YACO Racing	Audi R8 LMS ultra	38	<b>1:00:42.371</b>	42.455	136,3	7	1:30.654	144,1
15	5 M.Farnbacher/N.Morcom	Farnbacher Racing	Porsche 911 GT3 R	38	<b>1:00:49.428</b>	49.512	136,0	9	1:30.142	144,9
16	17 R.Lips(*G*)/L.Marionek	Callaway Competition	Corvette Z06.R GT3	38	<b>1:00:49.708</b>	49.792	136,0	11	1:30.868	143,8
17	7 H.Handlos(*G*)/A.Renauer	TONINO Team Herberth	Porsche 911 GT3 R	38	<b>1:00:49.984</b>	50.068	136,0	24	1:30.449	144,4
18	14 F.Spengler/M.Asmar	MRS GT-Racing	McLaren MP4-12C GT3	38	<b>1:00:50.706</b>	50.790	136,0	24	1:30.621	144,2
19	9 F.Scholze(*G*)/D.Jöst(*G*)	TONINO Team Herberth	Porsche 911 GT3 R	38	<b>1:01:00.168</b>	1:00.252	135,6	10	1:31.098	143,4
20	100 F.Stoll/D.Dobitsch	kfzteile24 APR Motorsport	Audi R8 LMS ultra	38	<b>1:01:00.633</b>	1:00.717	135,6	30	1:30.260	144,7
21	4 A.Wossos(*G*)/W.Nathan(*G*)	GW IT Racing Team Schütz Motors	Porsche 911 GT3 R	38	<b>1:01:20.769</b>	1:20.853	134,9	6	1:31.358	143,0
<b>not classified</b>										
24	A.von Thurn und Taxis/T.Engel	Reiter Engineering	Chevrolet Camaro GT	14	<b>36:27.098</b>	24LAPS	83,6	13	1:30.655	144,1
6	S.Asch/P.Frommenwiler	Farnbacher Racing	Porsche 911 GT3 R	1	<b>2:05.589</b>	37LAPS				
1	A.Wirth/D.Keilwitz	Callaway Competition	Corvette Z06.R GT3							
22	N.Bastian/J.Alguersuari	ROWE Racing	Mercedes-Benz SLS AMG GT3							
<b>excluded</b>										
11	F.Hamprecht/N.Thiim	Prosperia C. Abt Racing	Audi R8 LMS ultra							

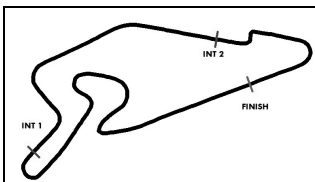
Fastest lap of the race. Car 8 driver Renauer on lap 7. Time 1:29.349, average speed 146,2 km/h.

Following stewards decision no. 1 Reg.278/14 - due to: Infringment against art. 29.5 after Qualifying 2 Nürburgring 08/14 exclusion for car no. 11 (\*G\*) marks the gentlemen driver

Publications Time:

Clerk of the course:

Time Keeping:



# ADAC GT Masters

## Lap chart Race 1

Provisional

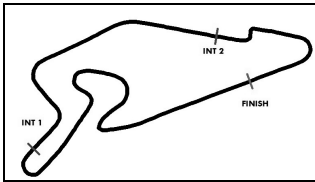


Nürburgring Sprint NGK, Length: 3629 m

Saturday 30.8.2014 12:00

POS	1	2	3	4	5	6	7	8	9	10	11	12	13	14	15	16	17	18	19	20	21	22	23	24	25	26	27	28
LAP 1	13	8	21	23	3	10	12	26	5	19	16	27	2	14	11	17	100	9	20	4	7	18	24	.6				
LAP 2	13	8	21	23	3	10	12	26	5	19	16	27	2	14	11	17	100	9	20	4	7	18	24					
LAP 3	13	8	21	23	3	10	12	26	5	19	16	27	2	14	11	17	100	9	20	4	7	18	24					
LAP 4	13	8	21	23	3	10	12	26	5	19	16	27	2	14	11	17	100	9	20	4	7	18	24					
LAP 5	13	8	21	23	3	10	26	12	5	19	16	27	2	14	11	17	20	4	9	7	18	24	100					
LAP 6	13	8	21	23	3	10	26	12	5	19	27	16	2	14	11	17	20	4	9	7	18	24	100					
LAP 7	13	8	21	23	3	10	26	12	5	19	27	16	2	14	11	17	20	4	9	7	18	24	100					
LAP 8	13	8	21	23	3	10	26	12	5	19	27	16	2	14	11	20	17	4	7	9	18	24	100					
LAP 9	13	8	21	23	3	10	26	12	5	19	27	16	2	14	11	20	17	4	7	9	18	24	100					
LAP 10	13	8	21	23	3	10	26	12	5	19	27	16	2	14	11	20	17	4	7	9	18	24	100					
LAP 11	13	8	21	23	3	10	26	12	5	19	27	16	2	14	11	20	17	4	7	9	18	24	100					
LAP 12	13	8	21	23	3	10	26	12	5	19	27	16	2	14	11	20	17	4	7	9	18	100	24'					
LAP 13	13	8	21	23	3	10	26	12	5	19	27	2	16	14	11	20	17	4	7	9	18	100	24'					
LAP 14	13	8	21	23	3	10	26	12	5	19	27	2	16	14	11	20	17	4	7	9	18	100	24'					
LAP 15	13	8	21	23	3	10	26	12	5	19	27	2	16	14	11	20	17	4	7	9	18	100						
LAP 16	13	8	21	23	3	12	5	.10	.26	27	.19	16	.2	17	.14	.11	.20	4	9	.7	.18	100						
LAP 17	13	8	21	23	3	12	5	27	16	17	4	.9	100	10	26	19	2	11	20	14	7'	18'						
LAP 18	13	21	23	3	.8	5	27	.12	16	.17	4	100	10	26	19	2	11	20	14'	7'	18'	9'						
LAP 19	13	21	.23	.3	5	27	16	4	8	.100	10	26	12	19	2	11	20	17	14'	7'	18'	9'						
LAP 20	13	.21	5	27	16	.4	8	23	3	10	26	12	19	11	2	20	17	14	7	18'	9'	100'						
LAP 21	.13	.5	.27	.16	21	8	23	3	10	26	12	19	2	20	.11	17	14	7	18	9	4	100						
LAP 22	13	21	8	23	3	10	26	12	19	27	5	2	20	16	17	14	18	7	9	11	4	100						
LAP 23	13	21	8	23	3	10	26	12	19	27	5	2	20	16	17	14	18	7	11	9	4	100						
LAP 24	13	21	8	23	3	10	26	12	19	27	5	2	20	16	17	14	18	7	11	9	4	100						
LAP 25	13	21	8	23	3	10	26	12	19	27	5	2	20	16	17	14	18	7	11	9	4	100						
LAP 26	13	21	8	23	3	10	26	12	19	27	5	2	20	16	17	18	14	7	11	9	4	100						
LAP 27	13	21	8	23	3	10	26	12	19	27	2	20	5	16	18	17	14	7	11	9	4	100						
LAP 28	13	21	8	23	3	10	26	12	19	27	2	20	5	16	18	17	14	7	11	9	100	4						
LAP 29	13	21	8	23	3	10	26	12	19	27	2	20	5	16	18	17	14	7	11	9	100	4						
LAP 30	13	21	8	23	3	10	26	12	19	27	2	20	5	16	18	17	7	14	11	9	100	4						
LAP 31	13	21	8	23	3	10	26	12	19	27	2	20	5	18	16	17	7	14	11	9	100	4						
LAP 32	13	21	8	23	3	10	26	12	19	27	2	20	5	18	16	17	7	14	11	9	100	4						
LAP 33	13	21	8	23	3	10	26	12	19	27	2	20	18	5	16	17	7	14	11	9	100	4						
LAP 34	13	21	8	23	3	10	26	12	19	27	2	20	18	5	16	17	7	14	11	9	100	4						
LAP 35	13	21	8	23	3	10	26	12	19	27	2	20	18	16	5	17	7	14	11	9	100	4						
LAP 36	13	21	8	23	3	10	26	12	19	27	2	20	18	16	5	17	7	11	14	9	100	4						
LAP 37	13	21	8	23	3	10	26	12	19	27	2	20	18	16	5	17	11	7	14	9	100	4						

. - PIT STOP ' - LAP BEHIND



# ADAC GT Masters

## Lap chart Race 1

Provisional

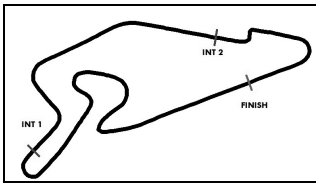


Nürburgring Sprint NGK, Length: 3629 m

Saturday 30.8.2014 12:00

POS	1	2	3	4	5	6	7	8	9	10	11	12	13	14	15	16	17	18	19	20	21	22	23	24	25	26	27	28
LAP 38	13	21	8	23	3	10	26	12	19	27	2	20	18	16	5	17	7	11	14	9	100	4						

. - PIT STOP ' - LAP BEHIND



# ADAC GT Masters



## Lap Analysis Race 1

Provisional

Nürburgring Sprint NGK, Length: 3629 m

Air temperature: 17.4°C

Track temperature: 21.3°C

Weather condition: Dry

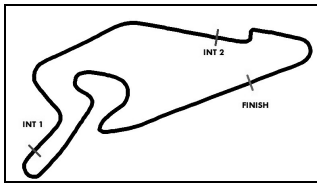
Reg. Nr.: 255/14

Saturday 30.8.2014 12:00

Lap	Time	SE1	SP1	SE2	SP2	SE3	SP3	Lap	Time	SE1	SP1	SE2	SP2	SE3	SP3
<b>2 Patrick Assenheimer, DEU/ Diego Alessi, ITA</b>								<b>theoretical besttime: 1:30.180</b>							
1	1:41.059	54.437	130	23.049	244	23.573	130	21	1:32.141	47.463	127	22.577	246	22.101	194
2	2:07.606	1:06.420	120	32.567	146	28.619	117	22	1:32.100	47.478	129	22.497	246	22.125	194
3	2:04.539	1:04.341	126	32.113	176	28.085	123	23	1:30.764	46.145	130	22.597	246	22.022	194
4	1:58.850	1:02.690	130	32.210	125	23.950	194	24	1:31.094	46.414	130	22.598	246	22.082	193
5	1:30.965	46.514	<b>134</b>	22.318	246	22.133	193	25	1:30.644	<b>46.122</b>	132	22.520	246	22.002	194
6	1:31.410	46.691	132	22.359	245	22.360	195	26	1:31.303	46.338	132	22.627	246	22.338	194
7	1:30.833	46.422	131	22.423	247	21.988	194	27	1:31.800	47.028	130	22.670	248	22.102	195
8	1:30.933	46.357	131	22.566	246	22.010	195	28	1:30.858	46.300	129	22.438	247	22.120	194
9	1:31.053	46.733	131	<b>22.235</b>	<b>248</b>	22.085	194	29	1:30.714	46.222	131	22.438	248	22.054	194
10	1:30.992	46.496	130	22.449	245	22.047	195	30	1:30.942	46.213	131	22.562	246	22.167	193
11	1:30.685	46.358	133	22.312	246	22.015	194	31	1:30.704	46.213	131	22.475	246	22.016	196
12	1:31.031	46.476	130	22.434	247	22.121	194	32	1:30.718	46.223	132	22.477	247	22.018	194
13	1:30.950	46.455	131	22.450	246	22.045	193	33	1:31.078	46.247	129	22.710	246	22.121	194
14	<b>1:30.595</b>	46.272	134	22.500	246	<b>21.823</b>	194	34	1:31.081	46.244	129	22.605	246	22.232	194
15	1:30.811	46.417	132	22.413	246	21.981	194	35	1:30.734	46.271	130	22.409	247	22.054	193
16	1:35.692	46.443	130	22.611	246	26.638		36	1:31.203	46.402	131	22.581	248	22.220	195
17	2:26.830	1:42.055	128	22.784	246	21.991	194	37	1:30.842	46.178	130	22.494	247	22.170	<b>196</b>
18	1:30.851	46.363	127	22.550	246	21.938	193	38	1:30.739	46.165	131	22.504	248	22.070	193
19	1:30.623	46.170	129	22.493	246	21.960	193								
20	1:31.761	46.253	130	22.629	246	22.879	195								

Lap	Time	SE1	SP1	SE2	SP2	SE3	SP3	Lap	Time	SE1	SP1	SE2	SP2	SE3	SP3
<b>3 Christian Engelhart, DEU/ Jaap van Lagen, NLD</b>								<b>theoretical besttime: 1:29.600</b>							
1	1:37.352	51.620	134	22.756	239	22.976	113	21	1:30.876	46.256	133	22.556	239	22.064	189
2	2:05.370	1:04.586	105	31.919	181	28.865	162	22	1:30.350	46.140	131	22.400	240	21.810	188
3	2:04.974	1:04.532	125	31.278	154	29.164	135	23	1:30.404	46.083	133	22.531	239	21.790	189
4	2:00.413	1:02.215	113	33.443	132	24.755	187	24	1:30.437	46.006	130	22.480	239	21.951	189
5	1:31.136	46.842	133	22.505	238	21.789	188	25	1:30.583	46.222	131	22.482	238	21.879	189
6	1:29.952	45.835	133	22.416	239	21.701	189	26	1:30.574	46.128	131	22.467	240	21.979	188
7	1:29.928	45.793	134	<b>22.355</b>	240	21.780	188	27	1:30.517	46.154	132	22.468	239	21.895	<b>190</b>
8	<b>1:29.846</b>	45.733	133	22.422	239	<b>21.691</b>	189	28	1:30.768	46.229	132	22.506	240	22.033	188
9	1:30.107	45.783	133	22.407	239	21.917	188	29	1:31.100	46.527	132	22.513	240	22.060	189
10	1:29.882	<b>45.554</b>	133	22.522	239	21.806	188	30	1:31.002	46.418	132	22.587	239	21.997	190
11	1:30.180	45.764	131	22.484	240	21.932	189	31	1:30.925	46.293	130	22.568	237	22.064	189
12	1:30.276	45.930	133	22.436	239	21.910	188	32	1:30.843	46.313	132	22.496	239	22.034	188
13	1:30.257	45.905	133	22.500	238	21.852	187	33	1:31.082	46.319	130	22.651	240	22.112	189
14	1:30.266	45.885	133	22.503	239	21.878	188	34	1:30.881	46.288	132	22.496	239	22.097	189
15	1:30.281	45.796	133	22.550	239	21.935	188	35	1:30.874	46.163	131	22.543	239	22.168	188
16	1:30.153	45.928	132	22.432	240	21.793	188	36	1:30.836	46.347	131	22.467	<b>242</b>	22.022	189
17	1:30.091	45.801	133	22.436	239	21.854	188	37	1:30.934	46.233	131	22.604	240	22.097	189
18	1:30.509	46.014	133	22.584	239	21.911	189	38	1:30.890	46.274	132	22.528	239	22.088	189
19	1:35.209	46.066	<b>134</b>	22.568	238	26.575									
20	2:26.254	1:41.817	134	22.558	238	21.879	188								

Lap	Time	SE1	SP1	SE2	SP2	SE3	SP3	Lap	Time	SE1	SP1	SE2	SP2	SE3	SP3
<b>4 Antonios Wossos, GRC/ Wolf Nathan, NLD</b>								<b>theoretical besttime: 1:31.030</b>							
1	1:43.613	55.972	128	24.125	225	23.516	139	21	2:33.835	1:46.970	127	23.877	236	22.988	188
2	2:09.690	1:09.304	124	32.203	125	28.183	111	22	1:33.521	47.549	132	22.822	238	23.150	188
3	2:04.869	1:04.817	125	32.668	166	27.384	115	23	1:32.448	46.991	131	22.829	237	22.628	189
4	1:57.286	1:03.026	129	30.500	158	23.760	189	24	1:32.733	47.330	130	22.910	238	22.493	189
5	1:32.045	47.052	131	22.842	238	22.151	189	25	1:32.547	47.047	133	22.928	237	22.572	187
6	<b>1:31.358</b>	46.563	132	22.787	236	<b>22.008</b>	<b>190</b>	26	1:32.240	47.106	132	<b>22.652</b>	238	22.482	189
7	1:32.007	46.553	133	22.768	<b>240</b>	22.686	188	27	1:31.925	46.647	<b>134</b>	22.758	238	22.520	188
8	1:31.783	46.624	130	22.818	238	22.341	188	28	1:33.095	47.868	131	22.920	239	22.307	189
9	1:31.548	<b>46.370</b>	132	22.814	238	22.364	189	29	1:32.382	47.189	133	22.863	239	22.330	189
10	1:31.467	46.391	130	22.706	238	22.370	189	30	1:32.265	46.838	130	22.850	238	22.577	189
11	1:31.746	46.478	131	22.863	238	22.405	188	31	1:32.229	46.939	131	22.780	239	22.510	190
12	1:31.904	46.801	133	22.861	238	22.242	189	32	1:32.371	46.993	132	22.892	239	22.486	189
13	1:32.048	46.916	130	22.814	237	22.318	188	33	1:33.246	47.013	130	22.884	239	23.349	188
14	1:32.375	47.003	131	22.941	237	22.431	188	34	1:32.667	47.605	128	22.745	239	22.317	188
15	1:31.844	46.857	131	22.783	238	22.204	189	35	1:32.546	47.284	130	22.857	238	22.405	189
16	1:31.984	46.881	133	22.808	238	22.295	188	36	1:32.260	46.987	131	22.730	239	22.543	187



# ADAC GT Masters

## Lap Analysis Race 1



Provisional

Nürburgring Sprint NGK, Length: 3629 m

Air temperature: 17.4°C

Track temperature: 21.3°C

Weather condition: Dry

Reg. Nr.: 255/14

Saturday 30.8.2014 12:00

Lap	Time	SE1	SP1	SE2	SP2	SE3	SP3	Lap	Time	SE1	SP1	SE2	SP2	SE3	SP3
17	1:32.126	46.804	131	22.789	239	22.533	188	37	1:32.394	47.136	131	22.720	239	22.538	188
18	1:32.778	47.285	132	23.056	237	22.437	188	38	1:33.124	47.448	130	22.929	239	22.747	188
19	1:32.710	47.187	130	22.928	238	22.595	188								
20	1:37.760	47.188	133	23.093	237	27.479									

### 5 Mario Farnbacher, DEU/ Nathan Morcom, AUS

theoretical besttime: 1:30.067

1	1:39.591	52.967	129	23.025	240	23.599	128	21	1:34.724	46.323	131	22.578	239	25.823	
2	2:06.530	1:04.788	117	32.947	144	28.795	108	22	2:31.359	1:45.712	132	23.011	241	22.636	187
3	2:04.430	1:03.816	119	32.436	167	28.178	145	23	1:32.949	47.431	132	22.879	239	22.639	188
4	1:59.367	1:02.793	107	32.846	125	23.728	188	24	1:32.434	47.139	132	22.706	239	22.589	189
5	1:31.437	46.549	132	22.591	239	22.297	189	25	1:32.484	47.065	131	22.845	238	22.574	188
6	1:30.672	46.252	134	22.449	239	21.971	189	26	1:32.275	46.994	132	22.743	238	22.538	188
7	1:30.286	46.044	133	22.443	239	21.799	189	27	1:33.547	48.202	131	22.874	241	22.471	189
8	1:30.159	<b>45.914</b>	133	22.507	239	21.738	191	28	1:31.951	46.908	131	22.622	240	22.421	190
9	<b>1:30.142</b>	45.964	133	22.451	240	<b>21.727</b>	<b>191</b>	29	1:31.887	46.947	133	22.629	240	22.311	189
10	1:30.549	46.074	130	22.548	239	21.927	190	30	1:31.705	46.773	133	22.614	239	22.318	190
11	1:30.492	46.049	131	22.521	239	21.922	190	31	1:31.657	46.650	134	22.719	239	22.288	190
12	1:30.584	46.064	<b>135</b>	22.570	<b>238</b>	21.950	189	32	1:32.273	47.046	133	22.702	238	22.525	189
13	1:30.596	46.089	133	22.550	<b>241</b>	21.957	189	33	1:34.853	48.234	131	23.490	236	23.129	187
14	1:30.588	46.147	131	22.509	239	21.932	189	34	1:32.983	47.622	132	22.932	239	22.429	189
15	1:30.621	46.160	133	22.516	238	21.945	190	35	1:33.287	47.921	132	22.838	239	22.528	188
16	1:30.708	46.253	132	<b>22.426</b>	239	22.029	189	36	1:32.739	47.589	130	22.790	240	22.360	188
17	1:30.668	46.132	132	22.488	238	22.048	189	37	1:32.902	47.681	133	22.738	238	22.483	190
18	1:30.603	46.120	133	22.493	239	21.990	189	38	1:33.776	47.873	133	22.998	240	22.905	189
19	1:30.842	46.273	129	22.591	239	21.978	189								
20	1:30.778	46.292	132	22.491	239	21.995	189								

### 6 Sebastian Asch, DEU/ Philipp Frommenwiler, CHE

theoretical besttime:

1	2:05.589	1:04.566	<b>98</b>	29.509	169	31.514									
---	----------	----------	-----------	--------	-----	--------	--	--	--	--	--	--	--	--	--

### 7 Herbert Handlos, AUT/ Alfred Renauer, DEU

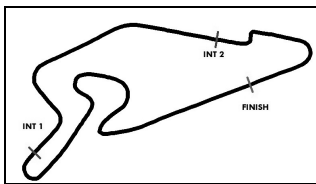
theoretical besttime: 1:30.415

1	1:44.671	56.389	129	24.110	230	24.172	142	21	1:30.864	46.164	131	22.658	239	22.042	190
2	2:09.117	1:08.815	127	32.279	120	28.023	116	22	1:31.397	46.731	132	22.739	240	21.927	189
3	2:04.880	1:05.070	129	33.114	156	26.696	122	23	1:30.825	46.209	132	22.662	239	21.954	189
4	1:57.445	1:04.483	123	29.817	185	23.145	191	<b>24</b>	<b>1:30.449</b>	<b>45.988</b>	<b>134</b>	22.578	240	<b>21.883</b>	188
5	1:32.317	47.379	130	22.632	240	22.306	189	25	1:30.786	46.120	132	22.628	242	22.038	190
6	1:31.509	46.723	129	22.806	239	21.980	188	26	1:31.088	46.222	132	22.709	239	22.157	189
7	1:32.974	46.639	133	22.676	239	23.659	187	27	1:31.020	46.338	133	22.663	241	22.019	190
8	1:31.662	47.011	128	22.655	239	21.996	190	28	1:31.123	46.201	133	22.804	241	22.118	190
9	1:31.007	46.327	131	22.596	238	22.084	190	29	1:31.776	46.711	132	22.750	<b>243</b>	22.315	191
10	1:30.873	46.332	130	22.623	241	21.918	190	30	1:31.465	46.769	133	22.782	239	21.914	191
11	1:31.211	46.238	128	22.719	239	22.254	191	31	1:31.384	46.424	134	22.857	240	22.103	190
12	1:32.146	46.997	129	22.760	238	22.389	189	32	1:31.411	46.474	133	22.895	240	22.042	<b>192</b>
13	1:31.903	46.933	131	22.902	238	22.068	190	33	1:31.535	46.586	134	22.812	240	22.137	191
14	1:32.507	47.036	128	22.761	235	22.710	188	34	1:31.717	46.681	132	22.773	240	22.263	191
15	1:32.120	47.097	129	22.894	238	22.129	191	35	1:32.262	46.921	132	23.009	242	22.332	190
16	1:36.400	46.786	130	22.752	239	26.862		36	1:32.519	47.146	133	22.977	241	22.396	191
17	2:26.367	1:41.404	133	22.626	239	22.337	189	37	1:33.274	47.824	131	22.994	242	22.456	190
18	1:31.020	46.315	132	22.675	240	22.030	189	38	1:33.113	47.378	134	23.055	242	22.680	191
19	1:30.885	46.262	132	<b>22.544</b>	241	22.079	190								
20	1:30.962	46.099	133	22.773	241	22.090	190								

### 8 Robert Renauer, DEU/ Norbert Siedler, AUT

theoretical besttime: 1:29.323

1	1:35.718	50.188	134	22.655	239	22.875	138	21	1:30.606	46.032	134	22.442	241	22.132	191
2	2:04.392	1:04.098	79	31.445	151	28.849	145	22	1:30.492	46.199	134	22.447	<b>243</b>	21.846	190
3	2:05.202	1:04.786	117	31.209	140	29.207	148	23	1:30.696	46.277	133	22.500	240	21.919	191
4	2:01.849	1:02.656	97	33.804	121	25.389	189	24	1:30.404	46.112	133	22.451	242	21.841	192
5	1:30.200	46.214	<b>135</b>	22.386	240	<b>21.600</b>	190	25	1:31.024	46.524	133	22.599	241	21.901	190
6	1:29.474	45.476	135	22.368	240	21.630	191	26	1:30.951	46.385	134	22.643	240	21.923	191
7	<b>1:29.349</b>	<b>45.408</b>	135	<b>22.315</b>	241	21.626	191	27	1:30.811	46.187	135	22.557	240	22.067	190



# ADAC GT Masters

## Lap Analysis Race 1



Provisional

Nürburgring Sprint NGK, Length: 3629 m

Air temperature: 17.4°C

Track temperature: 21.3°C

Weather condition: Dry

Reg. Nr.: 255/14

Saturday 30.8.2014 12:00

Lap	Time	SE1	SP1	SE2	SP2	SE3	SP3	Lap	Time	SE1	SP1	SE2	SP2	SE3	SP3
8	1:29.864	45.638	134	22.420	240	21.806	190	28	1:30.563	46.133	134	22.501	243	21.929	190
9	1:29.577	45.578	135	22.375	241	21.624	190	29	1:30.794	46.203	135	22.507	242	22.084	191
10	1:29.581	45.516	135	22.376	240	21.689	190	30	1:30.733	46.196	134	22.475	242	22.062	190
11	1:29.762	45.587	134	22.361	241	21.814	189	31	1:30.876	46.410	133	22.497	241	21.969	191
12	1:30.035	45.851	135	22.435	242	21.749	<b>192</b>	32	1:30.846	46.226	134	22.603	242	22.017	190
13	1:30.286	45.927	134	22.543	240	21.816	190	33	1:30.561	46.233	135	22.453	240	21.875	191
14	1:30.157	45.851	134	22.401	241	21.905	190	34	1:30.675	46.245	134	22.531	240	21.899	191
15	1:30.493	46.066	133	22.607	241	21.820	191	35	1:30.908	46.428	134	22.471	242	22.009	190
16	1:30.193	45.890	135	22.411	241	21.892	190	36	1:31.226	46.714	135	22.577	241	21.935	191
17	1:30.628	46.048	134	22.635	241	21.945	189	37	1:31.005	46.369	133	22.665	240	21.971	191
18	1:34.636	46.031	134	22.426	242	26.179		38	1:31.061	46.466	134	22.557	242	22.038	190
19	2:26.797	1:42.046	131	22.750	240	22.001	189								
20	1:31.215	46.658	133	22.581	240	21.976	189								

### 9 Florian Scholze, DEU/ Dominic Jöst, DEU

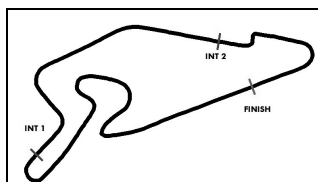
theoretical besttime: 1:30.807

1	1:42.830	55.490	133	24.375	234	22.965	132	21	1:31.729	46.736	131	22.655	236	22.338	188
2	2:09.165	1:08.800	121	32.159	122	28.206	119	22	1:31.360	46.671	134	22.653	239	<b>22.036</b>	190
3	2:04.313	1:04.348	129	32.499	143	27.466	118	23	1:32.362	46.707	132	22.712	220	22.943	190
4	1:58.388	1:03.234	131	30.740	165	24.414	190	24	1:31.807	46.948	131	22.710	239	22.149	190
5	1:33.321	48.216	132	22.666	241	22.439	191	25	1:31.593	46.803	133	22.602	239	22.188	190
6	1:31.278	46.456	131	22.594	239	22.228	191	26	1:31.641	46.746	134	22.715	239	22.180	191
7	1:33.573	46.527	134	<b>22.463</b>	<b>243</b>	24.583	184	27	1:31.527	46.771	133	22.682	240	22.074	190
8	1:32.326	47.417	122	22.789	240	22.120	<b>192</b>	28	1:31.624	46.767	133	22.633	239	22.224	190
9	1:31.171	46.631	130	22.479	241	22.061	191	29	1:32.054	46.559	133	22.674	241	22.821	190
10	<b>1:31.098</b>	<b>46.308</b>	134	22.621	240	22.169	191	30	1:31.405	46.561	132	22.593	239	22.251	191
11	1:31.170	46.450	133	22.548	239	22.172	191	31	1:31.411	46.576	132	22.642	242	22.193	190
12	1:32.005	46.729	129	23.003	240	22.273	190	32	1:32.109	46.554	134	22.713	239	22.842	190
13	1:31.650	46.690	133	22.825	240	22.135	190	33	1:31.274	46.493	133	22.605	239	22.176	191
14	1:32.258	46.933	130	22.840	239	22.485	191	34	1:31.720	46.731	133	22.676	239	22.313	190
15	1:32.558	47.269	133	22.864	242	22.425	190	35	1:31.552	46.731	134	22.724	239	22.097	191
16	1:31.627	46.618	<b>135</b>	22.617	240	22.392	190	36	1:31.574	46.620	134	22.672	240	22.282	191
17	1:39.084	46.648	133	22.803	240	29.633		37	1:31.802	46.712	135	22.619	239	22.471	191
18	2:28.217	1:43.316	133	22.666	239	22.235	191	38	1:31.748	46.644	135	22.821	238	22.283	190
19	1:31.820	47.016	132	22.564	239	22.240	190								
20	1:32.024	46.705	132	22.666	238	22.653	190								

### 10 Kelvin van der Linde, ZAF/ Rene Rast, DEU

theoretical besttime: 1:29.804

1	1:37.447	52.067	131	22.974	236	22.406	131	21	1:30.386	46.139	131	22.440	238	21.807	188
2	2:05.919	1:04.844	114	32.266	167	28.809	157	22	1:30.230	46.003	132	22.499	238	21.728	188
3	2:04.949	1:04.527	128	31.199	156	29.223	130	23	1:30.426	46.134	<b>133</b>	22.506	238	21.786	189
4	2:00.293	1:02.168	118	33.311	128	24.814	188	24	1:30.352	45.992	131	22.549	238	21.811	189
5	1:31.371	46.944	133	22.581	236	21.846	188	25	1:30.518	46.063	133	22.543	237	21.912	189
6	1:30.276	45.923	133	22.581	237	21.772	188	26	1:30.557	46.181	133	22.521	237	21.855	190
7	1:30.258	46.263	133	<b>22.379</b>	237	<b>21.616</b>	189	27	1:30.538	46.146	130	22.573	238	21.819	189
8	<b>1:29.922</b>	<b>45.809</b>	133	22.437	237	21.676	188	28	1:30.439	46.090	132	22.456	239	21.893	189
9	1:30.093	45.925	133	22.460	237	21.708	188	29	1:30.971	46.278	132	22.583	<b>240</b>	22.110	<b>190</b>
10	1:30.135	45.963	133	22.469	236	21.703	189	30	1:30.814	46.105	131	22.700	239	22.009	190
11	1:30.430	46.234	132	22.462	237	21.734	188	31	1:31.003	46.285	131	22.692	239	22.026	190
12	1:30.158	46.008	132	22.417	237	21.733	189	32	1:30.998	46.269	130	22.739	238	21.990	190
13	1:30.257	45.963	133	22.490	237	21.804	188	33	1:30.850	46.150	131	22.684	239	22.016	190
14	1:30.327	46.030	133	22.450	237	21.847	189	34	1:31.141	46.373	131	22.601	239	22.167	189
15	1:30.480	46.074	133	22.406	238	22.000	189	35	1:30.702	46.173	131	22.604	239	21.925	189
16	1:34.604	46.059	132	22.528	237	26.017		36	1:31.050	46.455	132	22.638	239	21.957	190
17	2:24.960	1:40.332	132	22.612	237	22.016	188	37	1:30.953	46.236	131	22.653	238	22.064	189
18	1:31.053	46.414	131	22.676	237	21.963	187	38	1:31.036	46.289	131	22.701	239	22.046	<b>190</b>
19	1:30.704	46.274	132	22.513	237	21.917	188								
20	1:30.549	46.181	132	22.536	237	21.832	188								



# ADAC GT Masters



## Lap Analysis Race 1

Provisional

Reg. Nr.: 255/14

Saturday 30.8.2014 12:00

Nürburgring Sprint NGK, Length: 3629 m

Air temperature: 17.4°C

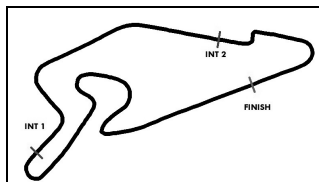
Track temperature: 21.3°C

Weather condition: Dry

Lap	Time	SE1	SP1	SE2	SP2	SE3	SP3	Lap	Time	SE1	SP1	SE2	SP2	SE3	SP3
<b>11 Fabian Hamprecht, DEU/ Nicki Thiim, DNK</b>								<b>theoretical besttime: 1:29.739</b>							
1	1:41.797	54.918	129	23.268	241	23.611	121	21	1:34.640	46.140	131	22.446	237	26.054	
2	2:08.492	1:07.988	119	31.899	139	28.605	126	22	1:51.349	1:07.207	130	22.406	238	21.736	189
3	2:04.608	1:04.345	121	32.299	153	27.964	104	23	1:30.533	46.019	<b>133</b>	22.618	239	21.896	189
4	1:57.974	1:02.767	127	31.179	129	24.028	188	24	1:29.887	<b>45.718</b>	132	22.371	237	21.798	189
5	1:31.164	46.542	132	22.639	239	21.983	189	<b>25</b>	<b>1:29.809</b>	45.720	132	22.332	238	21.757	189
6	1:31.512	46.654	131	22.702	240	22.156	189	26	1:29.923	45.863	132	22.363	238	<b>21.697</b>	189
7	1:30.703	46.188	132	22.586	240	21.929	190	27	1:30.017	45.820	133	<b>22.324</b>	239	21.873	189
8	1:30.817	46.275	129	22.724	239	21.818	189	28	1:30.088	45.877	131	22.394	238	21.817	188
9	1:31.307	46.709	128	22.656	240	21.942	189	29	1:30.908	45.942	131	22.410	239	22.556	189
10	1:31.071	46.409	131	22.755	239	21.907	189	30	1:30.056	45.848	131	22.490	238	21.718	190
11	1:30.837	46.355	130	22.627	238	21.855	189	31	1:30.192	45.904	131	22.404	240	21.884	190
12	1:30.966	46.496	133	22.592	239	21.878	189	32	1:31.080	46.429	132	22.569	242	22.082	187
13	1:31.769	46.638	129	22.789	239	22.342	189	33	1:31.561	46.693	131	22.727	241	22.141	190
14	1:31.585	46.609	130	23.069	236	21.907	189	34	1:31.735	46.776	132	22.690	242	22.269	190
15	1:30.888	46.461	130	22.613	238	21.814	189	35	1:32.093	46.859	131	22.790	241	22.444	<b>192</b>
16	1:36.482	46.459	130	22.818	239	27.205		36	1:32.106	46.840	131	22.735	<b>242</b>	22.531	189
17	2:24.323	1:39.848	129	22.631	237	21.844	188	37	1:32.448	47.241	130	23.025	239	22.182	190
18	1:30.326	46.147	131	22.448	238	21.731	189	38	1:33.922	48.468	125	23.198	238	22.256	189
19	1:30.122	45.868	<b>133</b>	22.455	238	21.799	190								
20	1:31.171	46.153	131	22.649	240	22.369	187								

Lap	Time	SE1	SP1	SE2	SP2	SE3	SP3	Lap	Time	SE1	SP1	SE2	SP2	SE3	SP3
<b>12 Christer Jöns, DEU/ Markus Winkelhock, DEU</b>								<b>theoretical besttime: 1:29.943</b>							
1	1:37.867	52.513	130	22.788	236	22.566	119	21	1:30.396	45.945	132	22.627	235	21.824	
2	2:06.472	1:05.178	117	33.038	152	28.256	144	22	1:30.554	46.162	132	22.534	236	21.858	
3	2:04.873	1:04.502	122	31.648	174	28.723	122	23	1:30.565	46.037	131	22.680	235	21.848	
4	1:59.867	1:02.237	118	33.329	117	24.301	187	24	1:30.332	45.970	130	22.563	235	21.799	186
5	1:31.998	46.992	130	22.942	235	22.064	190	25	1:30.246	45.945	131	22.458	235	21.843	
6	1:30.329	45.944	132	22.607	234	21.778	188	26	1:30.324	46.063	131	22.532	235	21.729	
7	1:30.083	<b>45.830</b>	132	22.476	238	21.777		27	1:30.327	46.033	131	22.479	235	21.815	188
8	1:30.444	45.997	133	22.569	236	21.878	186	28	1:30.847	46.313	131	22.581	235	21.953	
9	1:30.166	45.859	133	22.459	236	21.848		29	1:30.421	46.075	132	22.552	236	21.794	
10	1:30.295	45.978	131	22.581	236	21.736		30	1:30.323	45.947	130	22.497	236	21.879	
11	1:30.533	46.030	131	22.569	237	21.934		31	1:30.325	45.965	131	22.481	236	21.879	
12	1:30.566	46.116	131	22.603	236	21.847		32	1:30.456	45.965	132	22.657	236	21.834	
13	1:30.221	45.979	131	22.583	235	<b>21.659</b>		33	1:30.492	45.940	133	22.478	236	22.074	
14	<b>1:30.067</b>	45.894	132	<b>22.454</b>	236	21.719		34	1:30.818	46.094	132	22.586	237	22.138	189
15	1:30.548	46.019	132	22.580	236	21.949	187	35	1:31.088	46.477	132	22.639	236	21.972	
16	1:30.623	46.082	133	22.590	236	21.951		36	1:30.648	46.177	133	22.632	<b>238</b>	21.839	
17	1:30.828	46.285	129	22.678	234	21.865		37	1:31.006	46.353	132	22.724	237	21.929	<b>190</b>
18	1:35.503	46.298	131	22.697	235	26.508		38	1:30.928	46.201	<b>133</b>	22.647	237	22.080	
19	2:26.163	1:41.621	130	22.691	234	21.851									
20	1:30.642	46.144	131	22.597	235	21.901	187								

Lap	Time	SE1	SP1	SE2	SP2	SE3	SP3	Lap	Time	SE1	SP1	SE2	SP2	SE3	SP3
<b>13 David Jahn, DEU/ Sven Barth, DEU</b>								<b>theoretical besttime: 1:29.458</b>							
1	1:34.892	49.464	134	22.428	243	23.000	153	21	1:34.754	46.218	131	22.515	245	26.021	
2	2:04.669	1:04.303	90	31.457	153	28.909	148	22	2:25.506	1:41.143	132	22.365	244	21.998	191
3	2:05.230	1:04.855	101	31.149	163	29.226	147	23	1:30.525	46.132	132	22.422	244	21.971	191
4	2:01.644	1:02.736	95	33.635	119	25.273	192	24	1:30.296	45.917	133	22.323	244	22.056	191
5	1:29.635	45.685	135	22.219	244	21.731	193	25	1:30.474	46.130	133	22.423	243	21.921	192
6	1:29.868	45.761	<b>135</b>	22.341	244	21.766	192	26	1:30.400	45.978	133	22.447	243	21.975	192
7	<b>1:29.486</b>	<b>45.622</b>	134	22.234	245	<b>21.630</b>	<b>194</b>	27	1:30.329	45.949	133	22.453	244	21.927	192
8	1:29.660	45.675	134	22.270	245	21.715	194	28	1:30.658	46.147	131	22.464	244	22.047	191
9	1:29.587	45.665	134	22.281	245	21.641	193	29	1:30.799	46.301	132	22.509	245	21.989	192
10	1:29.705	45.792	135	<b>22.206</b>	244	21.707	193	30	1:30.644	46.252	132	22.423	244	21.969	192
11	1:29.956	45.900	134	22.249	245	21.807	192	31	1:30.823	46.247	133	22.504	243	22.072	191
12	1:29.961	45.861	133	22.262	245	21.838	193	32	1:30.984	46.320	132	22.581	244	22.083	191
13	1:30.307	46.057	133	22.389	244	21.861	193	33	1:30.815	46.225	132	22.534	244	22.056	192
14	1:30.073	45.935	134	22.318	245	21.820	193	34	1:31.032	46.283	131	22.540	244	22.209	192
15	1:30.197	46.031	134	22.372	244	21.794	193	35	1:30.891	46.323	132	22.540	244	22.028	191
16	1:30.731	46.263	134	22.428	245	22.040	193	36	1:31.015	46.394	132	22.555	245	22.066	191



# ADAC GT Masters



## Lap Analysis Race 1

Provisional

Reg. Nr.: 255/14

Saturday 30.8.2014 12:00

Nürburgring Sprint NGK, Length: 3629 m

Air temperature: 17.4°C

Track temperature: 21.3°C

Weather condition: Dry

Lap	Time	SE1	SP1	SE2	SP2	SE3	SP3	Lap	Time	SE1	SP1	SE2	SP2	SE3	SP3
17	1:30.223	46.021	132	22.333	245	21.869	194	37	1:31.041	46.423	131	22.583	244	22.035	192
18	1:30.528	46.198	133	22.409	246	21.921	194	38	1:31.167	46.295	132	22.550	245	22.322	170
19	1:30.942	46.491	133	22.395	<b>247</b>	22.056	193								
20	1:30.469	46.297	133	22.333	246	21.839	194								

### 14 Florian Spengler, DEU/ Marko Asmer, EST

theoretical besttime: 1:30.354

1	1:41.349	54.581	130	23.358	243	23.410	120	21	1:30.874	46.340	131	22.525	243	22.009	192
2	2:08.152	1:07.494	124	31.873	160	28.785	132	22	1:30.828	46.343	132	22.556	243	21.929	192
3	2:04.610	1:04.516	125	32.002	178	28.092	118	23	1:30.632	46.288	133	22.411	243	21.933	193
4	1:58.292	1:02.658	130	31.631	126	24.003	192	<b>24</b>	<b>1:30.621</b>	46.297	132	<b>22.406</b>	243	21.918	192
5	1:31.205	46.639	134	22.577	243	21.989	193	25	1:30.697	46.322	132	22.437	243	21.938	193
6	1:31.268	46.561	135	22.550	243	22.157	192	26	1:31.987	47.159	134	22.592	243	22.236	193
7	1:30.959	46.359	<b>136</b>	22.568	246	22.032	192	27	1:30.773	46.321	132	22.441	244	22.011	193
8	1:30.839	<b>46.126</b>	133	22.704	244	22.009	192	28	1:31.283	46.351	133	22.690	244	22.242	191
9	1:31.275	46.698	132	22.519	243	22.058	192	29	1:31.810	46.680	134	22.958	244	22.172	<b>194</b>
10	1:30.663	46.243	133	22.598	243	<b>21.822</b>	193	30	1:32.643	47.718	134	22.776	242	22.149	193
11	1:31.044	46.533	133	22.618	243	21.893	193	31	1:31.267	46.593	132	22.625	<b>246</b>	22.049	193
12	1:31.011	46.404	131	22.492	244	22.115	192	32	1:31.503	46.515	133	22.679	242	22.309	189
13	1:31.766	46.870	129	22.650	244	22.246	191	33	1:31.306	46.402	133	22.710	242	22.194	193
14	1:31.417	46.741	134	22.502	245	22.174	190	34	1:31.683	46.864	132	22.638	244	22.181	193
15	1:31.151	46.498	133	22.497	244	22.156	193	35	1:32.342	46.864	132	22.693	245	22.785	193
16	1:36.616	46.555	136	22.637	241	27.424		36	1:32.718	47.411	133	22.767	246	22.540	193
17	2:33.962	1:49.150	129	22.779	240	22.033	192	37	1:32.801	47.444	132	22.860	233	22.497	194
18	1:33.150	46.812	134	22.569	243	23.769	192	38	1:33.555	47.823	132	23.266	242	22.466	193
19	1:31.591	46.766	130	22.709	243	22.116	192								
20	1:31.063	46.476	133	22.576	243	22.011	192								

### 16 Philip Geipel, DEU/ Rahel Frey, CHE

theoretical besttime: 1:30.543

1	1:40.283	53.651	130	23.147	238	23.485	137	21	1:35.449	46.356	132	22.611	237	26.482	
2	2:06.951	1:05.585	124	32.593	131	28.773	113	22	2:27.996	1:42.866	130	22.987	239	22.143	192
3	2:04.605	1:04.006	130	32.334	167	28.265	128	23	1:31.495	46.486	133	22.642	237	22.367	190
4	1:59.205	1:02.437	127	33.020	133	23.748	190	24	1:30.932	46.223	132	22.614	237	22.095	187
5	1:31.394	46.565	134	22.588	239	22.241	187	25	1:31.496	46.316	132	22.895	238	22.285	192
6	1:31.719	46.913	133	22.687	239	22.119	191	26	1:31.458	46.416	132	22.745	235	22.297	189
7	<b>1:30.654</b>	46.286	132	<b>22.500</b>	<b>242</b>	<b>21.868</b>	192	27	1:31.494	46.489	131	22.757	238	22.248	185
8	1:31.111	46.460	132	22.623	238	22.028	<b>195</b>	28	1:32.122	46.798	128	22.774	237	22.550	188
9	1:31.029	46.371	132	22.631	238	22.027	191	29	1:31.961	46.907	129	22.874	235	22.180	187
10	1:30.850	46.338	131	22.528	237	21.984	186	30	1:31.669	46.398	132	22.748	240	22.523	188
11	1:30.785	46.244	133	22.560	235	21.981	192	31	1:33.263	46.884	130	23.111	241	23.268	192
12	1:31.251	46.392	131	22.608	238	22.251	188	32	1:31.386	46.377	132	22.769	239	22.240	187
13	1:32.224	47.327	131	22.726	236	22.171	193	33	1:32.677	46.636	130	22.923	240	23.118	193
14	1:31.289	46.651	132	22.581	237	22.057	187	34	1:33.144	47.678	129	23.007	237	22.459	192
15	1:31.042	46.428	134	22.522	239	22.092	189	35	1:31.737	46.663	130	22.889	238	22.185	190
16	1:31.219	46.598	132	22.605	237	22.016	190	36	1:31.441	46.353	132	22.794	236	22.294	186
17	1:31.249	46.587	134	22.589	236	22.073	188	37	1:31.062	46.217	131	22.745	236	22.100	188
18	1:31.448	46.562	133	22.681	237	22.205	189	38	1:30.978	<b>46.175</b>	131	22.778	239	22.025	190
19	1:31.242	46.471	133	22.563	235	22.208	190								
20	1:31.061	46.440	<b>134</b>	22.613	239	22.008	190								

### 17 Remo Lips, CHE/ Lennart Marioneck, DEU

theoretical besttime: 1:30.566

1	1:41.898	55.465	129	23.702	243	22.731	148	21	1:31.525	46.657	133	22.631	246	22.237	194
2	2:08.986	1:08.849	122	31.928	140	28.209	124	22	1:31.513	46.565	132	22.644	246	22.304	194
3	2:04.527	1:04.586	119	32.449	141	27.492	109	23	1:31.486	46.757	131	22.559	246	22.170	195
4	1:58.282	1:02.907	129	31.026	136	24.349	193	24	1:31.338	46.588	131	22.596	246	22.154	194
5	1:30.988	46.616	133	22.508	245	<b>21.864</b>	194	25	1:31.361	46.552	134	22.533	246	22.276	194
6	1:31.368	46.448	134	22.493	247	22.427	194	26	1:31.586	46.657	130	22.543	246	22.386	195
7	1:31.021	<b>46.314</b>	132	<b>22.388</b>	247	22.319	194	27	1:32.937	46.890	132	22.561	247	23.486	195
8	1:31.670	46.964	<b>135</b>	22.587	247	22.119	194	28	1:31.650	46.616	130	22.692	247	22.342	194
9	1:31.234	46.537	133	22.476	246	22.221	194	29	1:31.816	46.798	129	22.787	247	22.231	194
10	1:31.078	46.364	133	22.645	244	22.069	194	30	1:31.576	46.720	132	22.726	246	22.130	196
11	<b>1:30.868</b>	46.501	134	22.422	246	21.945	194	31	1:31.705	46.699	131	22.709	247	22.297	195





# ADAC GT Masters

## Lap Analysis Race 1



Provisional

Reg. Nr.: 255/14

Saturday 30.8.2014 12:00

Nürburgring Sprint NGK, Length: 3629 m

Air temperature: 17.4°C

Track temperature: 21.3°C

Weather condition: Dry

Lap	Time	SE1	SP1	SE2	SP2	SE3	SP3	Lap	Time	SE1	SP1	SE2	SP2	SE3	SP3
12	1:31.209	46.474	132	22.724	245	22.011	193	32	1:31.439	46.495	131	22.699	246	22.245	195
13	1:31.431	46.723	131	22.606	245	22.102	194	33	1:31.509	46.551	131	22.605	247	22.353	194
14	1:31.315	46.734	134	22.524	246	22.057	194	34	1:31.851	46.752	132	22.521	247	22.578	195
15	1:31.562	46.842	133	22.539	245	22.181	195	35	1:31.659	46.925	130	22.566	247	22.168	195
16	1:31.382	46.661	133	22.578	245	22.143	194	36	1:32.825	47.767	128	22.730	<b>248</b>	22.328	<b>196</b>
17	1:31.877	47.082	130	22.622	245	22.173	193	37	1:33.025	47.845	124	22.778	247	22.402	195
18	1:35.674	46.700	130	22.713	244	26.261		38	1:33.630	48.003	130	22.671	<b>248</b>	22.956	194
19	2:27.109	1:42.240	133	22.642	246	22.227	195								
20	1:31.798	46.904	130	22.670	246	22.224	195								

### 18 Toni Seiler, CHE/ Jeroen Bleekemolen, NLD

theoretical besttime: 1:29.581

1	1:45.367	56.767	127	23.837	224	24.763	140	21	1:30.029	45.808	132	22.278	248	21.943	<b>196</b>
2	2:09.023	1:09.063	119	32.188	129	27.772	131	22	1:30.322	46.011	133	22.335	249	21.976	196
3	2:04.752	1:05.560	120	32.440	162	26.752	135	23	1:30.611	46.386	132	22.317	248	21.908	196
4	1:57.801	1:04.976	122	29.390	200	23.435	194	24	1:30.605	46.235	134	22.484	248	21.886	<b>196</b>
5	1:32.525	47.098	128	22.871	244	22.556	191	25	1:30.698	46.387	133	22.380	248	21.931	195
6	1:31.268	46.469	127	22.649	246	22.150	191	26	1:30.190	45.956	132	22.392	247	21.842	196
7	1:32.336	46.522	127	22.628	246	23.186	192	27	1:30.183	45.793	<b>134</b>	22.393	<b>250</b>	21.997	195
8	1:32.721	47.595	128	22.825	245	22.301	193	28	1:29.867	45.742	130	22.278	247	21.847	196
9	1:31.743	46.717	124	22.832	244	22.194	195	29	1:30.308	45.731	130	22.653	249	21.924	196
10	1:30.756	46.221	126	22.501	245	22.034	194	30	1:31.436	45.912	132	22.460	248	23.064	195
11	1:31.260	46.430	129	22.534	245	22.296	194	31	1:32.064	46.456	134	22.975	244	22.633	195
12	1:31.529	46.567	130	22.624	245	22.338	193	32	1:30.135	45.770	129	22.435	247	21.930	195
13	1:31.736	46.812	127	22.614	246	22.310	194	33	1:31.789	47.349	127	22.491	247	21.949	195
14	1:32.214	46.858	128	22.851	244	22.505	193	34	1:29.984	45.687	133	22.338	247	21.959	196
15	1:32.404	47.276	126	22.704	246	22.424	193	35	1:29.995	45.780	129	22.387	247	21.828	195
16	1:37.214	47.106	126	22.807	244	27.301		36	1:30.250	45.792	133	22.331	247	22.127	196
17	2:29.037	1:44.606	131	22.365	245	22.066	196	37	1:30.024	45.799	130	22.321	247	21.904	196
18	1:29.944	45.891	133	22.230	247	21.823	195	38	1:29.753	<b>45.617</b>	132	<b>22.213</b>	249	21.923	195
19	<b>1:29.671</b>	45.669	129	22.225	247	21.777	195								
20	1:29.773	45.726	133	22.296	246	<b>21.751</b>	195								

### 19 Claudia Hürtgen, DEU/ Dominik Baumann, AUT

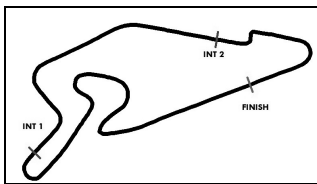
theoretical besttime: 1:30.068

1	1:40.142	53.386	128	23.136	237	23.620	137	21	1:30.743	46.134	132	22.577	239	22.032	190
2	2:06.694	1:04.670	119	33.218	149	28.806	119	22	1:31.452	46.846	133	22.622	239	21.984	189
3	2:04.469	1:03.598	129	32.604	166	28.267	141	23	1:30.409	46.070	133	22.455	241	21.884	191
4	1:59.151	1:02.482	110	33.174	139	23.495	190	24	1:30.605	46.057	132	22.591	238	21.957	190
5	1:31.212	46.543	130	22.526	<b>242</b>	22.143	<b>191</b>	25	1:30.497	46.003	<b>135</b>	22.459	237	22.035	190
6	1:30.848	46.481	132	22.397	241	21.970	189	26	1:30.554	46.044	133	22.531	239	21.979	190
7	1:30.351	46.141	130	22.373	241	<b>21.837</b>	189	27	1:30.681	46.202	132	22.474	239	22.005	190
8	1:30.331	46.089	133	22.387	240	21.855	191	28	1:30.843	46.299	133	22.529	240	22.015	190
9	1:30.277	45.916	131	<b>22.351</b>	239	22.010	190	29	1:30.457	<b>45.880</b>	131	22.560	240	22.017	190
10	<b>1:30.275</b>	46.031	132	22.391	237	21.853	191	30	1:30.701	46.030	132	22.598	239	22.073	190
11	1:30.500	46.115	130	22.510	239	21.875	190	31	1:30.664	45.999	131	22.612	239	22.053	190
12	1:30.489	46.139	132	22.410	240	21.940	188	32	1:30.891	46.282	131	22.633	237	21.976	189
13	1:30.878	46.291	131	22.514	238	22.073	189	33	1:30.761	46.097	131	22.574	239	22.090	190
14	1:30.688	46.295	131	22.447	240	21.946	189	34	1:30.939	46.159	131	22.637	238	22.143	190
15	1:30.760	46.188	131	22.595	239	21.977	189	35	1:31.048	46.278	132	22.699	241	22.071	190
16	1:35.055	46.130	131	22.660	241	26.265		36	1:30.860	46.037	132	22.596	239	22.227	191
17	2:26.110	1:41.475	132	22.524	238	22.111	188	37	1:31.024	46.348	133	22.649	239	22.027	189
18	1:30.818	46.345	133	22.478	238	21.995	189	38	1:31.019	46.199	131	22.761	239	22.059	190
19	1:30.803	46.205	131	22.586	239	22.012	189								
20	1:30.788	46.093	132	22.573	238	22.122	189								

### 20 Max Sandritter, DEU/ Jens Klingmann, DEU

theoretical besttime: 1:30.164

1	1:43.140	55.847	129	24.028	232	23.265	141	21	1:30.657	46.148	131	22.478	238	22.031	188
2	2:09.463	1:09.232	124	32.108	118	28.123	111	22	1:31.364	46.820	131	22.535	238	22.009	189
3	2:04.749	1:04.528	129	32.782	141	27.439	118	23	1:30.769	46.228	132	22.590	238	21.951	189
4	1:57.603	1:03.051	130	30.605	189	23.947	190	24	1:30.949	46.321	131	22.562	238	22.066	189
5	1:31.228	46.892	133	22.564	236	<b>21.772</b>	190	25	1:30.919	46.367	132	22.536	238	22.016	<b>192</b>
6	<b>1:30.375</b>	45.993	<b>134</b>	22.446	238	21.936	190	26	1:30.933	46.353	132	22.520	237	22.060	188



# ADAC GT Masters

## Lap Analysis Race 1



Provisional

Nürburgring Sprint NGK, Length: 3629 m

Air temperature: 17.4°C

Track temperature: 21.3°C

Weather condition: Dry

Reg. Nr.: 255/14

Saturday 30.8.2014 12:00

Lap	Time	SE1	SP1	SE2	SP2	SE3	SP3	Lap	Time	SE1	SP1	SE2	SP2	SE3	SP3
7	1:30.790	46.150	132	22.585	240	22.055	188	27	1:31.710	46.824	132	22.775	240	22.111	189
8	1:30.892	46.472	133	22.492	239	21.928	188	28	1:31.046	46.318	132	22.587	240	22.141	191
9	1:30.539	<b>45.957</b>	134	22.529	<b>240</b>	22.053	189	29	1:30.964	46.288	133	22.596	240	22.080	190
10	1:31.263	46.244	132	22.955	238	22.064	190	30	1:30.950	46.237	133	22.584	238	22.129	188
11	1:30.714	46.086	131	22.652	239	21.976	190	31	1:30.750	46.226	132	22.604	239	21.920	190
12	1:31.143	46.357	133	22.541	239	22.245	188	32	1:30.918	46.205	132	22.599	239	22.114	189
13	1:31.419	46.301	132	22.654	239	22.464	188	33	1:30.934	46.160	133	22.619	238	22.155	189
14	1:31.760	46.568	130	23.148	237	22.044	189	34	1:30.807	46.153	132	22.594	240	22.060	189
15	1:31.184	46.431	133	22.706	238	22.047	191	35	1:31.175	46.470	133	22.680	238	22.025	189
16	1:36.322	46.375	131	22.622	238	27.325		36	1:30.964	46.246	132	22.606	239	22.112	190
17	2:26.572	1:42.029	133	22.512	236	22.031	187	37	1:31.609	46.394	132	22.640	239	22.575	190
18	1:30.730	46.428	133	<b>22.435</b>	236	21.867	190	38	1:31.023	46.228	133	22.596	239	22.199	190
19	1:30.607	46.171	132	22.454	237	21.982	188								
20	1:30.645	46.187	132	22.466	237	21.992	189								

### 21 Alon Day, ISR/ Luca Ludwig, DEU

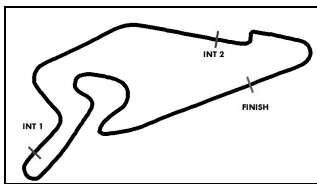
theoretical besttime: 1:29.248

1	1:36.188	50.759	133	22.686	241	22.743	135	21	2:25.964	1:41.262	133	22.489	241	22.213	191
2	2:04.924	1:04.379	81	31.507	134	29.038	148	22	1:31.324	46.572	130	22.561	243	22.191	191
3	2:05.045	1:04.797	119	30.899	159	29.349	137	23	1:30.526	46.059	131	22.461	243	22.006	191
4	2:01.312	1:02.558	96	33.476	127	25.278	191	24	1:30.784	46.294	130	22.467	243	22.023	192
5	1:30.746	46.643	<b>135</b>	22.369	243	21.734	192	25	1:30.566	46.162	129	22.487	243	21.917	192
6	1:29.567	45.679	133	22.241	243	21.647	192	26	1:30.745	46.209	132	22.532	242	22.004	191
7	<b>1:29.371</b>	45.585	134	<b>22.177</b>	244	<b>21.609</b>	193	27	1:30.922	46.300	134	22.461	243	22.161	191
8	1:29.527	<b>45.462</b>	133	22.264	243	21.801	193	28	1:30.740	46.126	133	22.407	243	22.207	191
9	1:29.736	45.720	135	22.329	243	21.687	193	29	1:30.777	46.218	131	22.509	243	22.050	192
10	1:29.667	45.711	134	22.293	242	21.663	192	30	1:30.739	46.257	133	22.394	243	22.088	191
11	1:29.808	45.758	131	22.344	243	21.706	191	31	1:30.648	46.225	131	22.455	244	21.968	191
12	1:29.926	45.782	132	22.325	243	21.819	191	32	1:30.722	46.170	131	22.528	243	22.024	193
13	1:30.117	45.965	134	22.408	243	21.744	191	33	1:30.993	46.267	131	22.507	243	22.219	193
14	1:30.194	46.016	133	22.324	243	21.854	191	34	1:30.767	46.203	133	22.528	243	22.036	191
15	1:30.456	46.077	133	22.462	243	21.917	193	35	1:31.039	46.345	127	22.608	243	22.086	189
16	1:30.346	46.043	133	22.401	243	21.902	192	36	1:30.797	46.170	132	22.427	244	22.200	192
17	1:30.278	45.926	134	22.360	243	21.992	192	37	1:30.713	46.167	128	22.478	243	22.068	191
18	1:30.408	46.204	131	22.319	244	21.885	<b>193</b>	38	1:30.789	46.206	132	22.500	244	22.083	192
19	1:30.730	45.901	135	22.446	244	22.383	192								
20	1:34.468	45.997	134	22.520	<b>246</b>	25.951									

### 23 Maro Engel, DEU/ Jan Seyffarth, DEU

theoretical besttime: 1:29.710

1	1:36.951	51.357	135	22.703	241	22.891	117	21	1:30.465	45.934	133	22.497	242	22.034	192
2	2:04.998	1:04.380	111	31.762	190	28.856	166	22	1:30.171	46.002	131	22.391	243	21.778	191
3	2:05.062	1:04.577	118	31.243	137	29.242	138	23	1:30.768	46.317	132	22.474	243	21.977	191
4	2:00.653	1:02.258	90	33.411	137	24.984	192	24	1:30.574	46.174	129	22.463	242	21.937	191
5	1:30.974	46.879	134	22.420	242	21.675	<b>193</b>	25	1:30.781	46.170	130	22.519	243	22.092	191
6	1:29.996	45.919	<b>135</b>	22.416	<b>244</b>	21.661	192	26	1:30.907	46.366	130	22.515	242	22.026	191
7	<b>1:29.777</b>	45.855	133	<b>22.298</b>	243	<b>21.624</b>	193	27	1:30.716	46.234	132	22.446	243	22.036	191
8	1:29.979	45.862	134	22.379	241	21.738	192	28	1:30.753	46.346	131	22.454	242	21.953	191
9	1:29.859	<b>45.788</b>	134	22.314	241	21.757	192	29	1:30.620	46.134	130	22.484	243	22.002	192
10	1:30.107	45.880	133	22.455	240	21.772	192	30	1:30.876	46.359	131	22.436	243	22.081	190
11	1:29.916	45.808	133	22.352	242	21.756	192	31	1:30.807	46.356	132	22.452	242	21.999	192
12	1:30.021	45.978	134	22.361	240	21.682	192	32	1:30.887	46.333	131	22.512	243	22.042	191
13	1:30.047	45.921	133	22.358	240	21.768	192	33	1:30.752	46.348	131	22.449	243	21.955	191
14	1:30.077	45.862	134	22.387	241	21.828	192	34	1:30.716	46.136	130	22.525	243	22.055	191
15	1:30.079	45.936	134	22.368	242	21.775	192	35	1:30.745	46.296	131	22.492	243	21.957	191
16	1:30.449	46.061	133	22.515	240	21.873	192	36	1:31.174	46.651	129	22.516	<b>244</b>	22.007	191
17	1:30.628	46.081	134	22.486	241	22.061	192	37	1:31.032	46.523	130	22.513	243	21.996	191
18	1:30.623	46.071	133	22.591	241	21.961	192	38	1:31.014	46.437	131	22.542	243	22.035	191
19	1:35.189	46.240	132	22.568	242	26.381									
20	2:24.950	1:40.525	133	22.492	241	21.933	191								



# ADAC GT Masters



## Lap Analysis Race 1

Provisional

Reg. Nr.: 255/14

Saturday 30.8.2014 12:00

Nürburgring Sprint NGK, Length: 3629 m

Air temperature: 17.4°C

Track temperature: 21.3°C

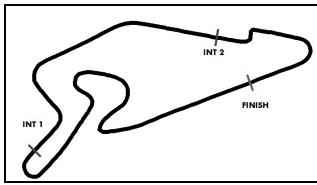
Weather condition: Dry

Lap	Time	SE1	SP1	SE2	SP2	SE3	SP3	Lap	Time	SE1	SP1	SE2	SP2	SE3	SP3
<b>24</b>	Albert von Thurn und Taxis, DEU/ Tomas Enge, CZE							<b>theoretical besttime: 1:30.655</b>							
1	1:49.035	56.963	127	23.820	240	28.252	151	8	1:32.878	47.137	128	22.737	248	23.004	194
2	2:06.414	1:06.418	120	32.266	107	27.730	88	9	1:32.492	47.063	127	22.571	247	22.858	194
3	2:04.786	1:05.289	119	33.625	117	25.872	163	10	1:36.514	47.202	128	22.787	244	26.525	193
4	1:57.408	1:04.586	125	29.156	197	23.666	194	11	1:43.590	48.435	118	23.100	244	32.055	
5	1:32.580	46.829	131	22.597	248	23.154	195	12	14:20.556	13:35.988	128	22.502	246	22.066	195
6	1:31.898	46.778	127	22.682	247	22.438	195	<b>13</b>	<b>1:30.655</b>	<b>46.334</b>	129	<b>22.293</b>	246	<b>22.028</b>	<b>195</b>
7	1:31.944	46.713	<b>132</b>	22.406	<b>248</b>	22.825	195	14	1:36.348	46.539	126	22.339	247	27.470	

Lap	Time	SE1	SP1	SE2	SP2	SE3	SP3	Lap	Time	SE1	SP1	SE2	SP2	SE3	SP3
<b>26</b>	Renger van der Zande, NLD/ Maximilian Götz, DEU							<b>theoretical besttime: 1:29.858</b>							
1	1:38.708	52.766	128	22.935	242	23.007	122	21	1:30.546	46.261	135	22.394	244	21.891	<b>193</b>
2	2:06.936	1:05.162	119	32.900	129	28.874	111	22	1:30.432	46.270	135	22.363	244	21.799	193
3	2:04.090	1:03.577	128	32.425	146	28.088	134	23	1:30.489	46.233	<b>136</b>	22.413	244	21.843	193
4	1:59.621	1:02.604	130	32.997	116	24.020	192	24	1:30.255	<b>46.044</b>	134	22.331	244	21.880	193
5	1:31.114	46.605	134	22.428	243	22.081	193	25	1:30.605	46.252	135	22.368	244	21.985	193
6	1:30.152	46.254	133	22.270	243	<b>21.628</b>	192	26	1:30.483	46.188	135	22.371	244	21.924	193
7	1:30.379	46.271	132	22.305	244	21.803	192	27	1:30.467	46.192	135	22.327	244	21.948	193
8	<b>1:29.991</b>	46.049	133	<b>22.186</b>	243	21.756	192	28	1:30.727	46.386	135	22.371	244	21.970	193
9	1:30.133	46.125	133	22.252	243	21.756	193	29	1:30.584	46.337	134	22.372	245	21.875	193
10	1:30.106	46.090	133	22.296	243	21.720	193	30	1:30.626	46.205	134	22.353	245	22.068	193
11	1:30.341	46.176	132	22.435	243	21.730	192	31	1:30.746	46.429	133	22.404	244	21.913	193
12	1:30.519	46.238	133	22.345	243	21.936	193	32	1:30.825	46.257	134	22.394	<b>245</b>	22.174	<b>193</b>
13	1:30.344	46.140	133	22.387	243	21.817	192	33	1:30.809	46.287	134	22.519	244	22.003	193
14	1:30.262	46.144	136	22.339	244	21.779	192	34	1:31.209	46.374	134	22.603	244	22.232	193
15	1:30.416	46.123	134	22.422	243	21.871	193	35	1:30.796	46.247	134	22.531	244	22.018	193
16	1:34.757	46.087	132	22.409	243	26.261		36	1:30.888	46.304	133	22.486	<b>245</b>	22.098	193
17	2:25.214	1:40.838	134	22.439	243	21.937	192	37	1:30.913	46.395	134	22.484	245	22.034	193
18	1:30.758	46.352	135	22.428	243	21.978	193	38	1:31.088	46.479	133	22.398	245	22.211	193
19	1:30.495	46.186	135	22.433	243	21.876	193								
20	1:30.870	46.280	135	22.394	244	22.196	193								

Lap	Time	SE1	SP1	SE2	SP2	SE3	SP3	Lap	Time	SE1	SP1	SE2	SP2	SE3	SP3
<b>27</b>	Luca Stolz, DEU/ Mathias Lauda, AUT							<b>theoretical besttime: 1:30.034</b>							
1	1:40.426	53.915	130	23.077	241	23.434	103	21	1:35.196	46.261	132	22.464	241	26.471	
2	2:07.639	1:06.514	120	32.125	145	29.000	112	22	2:27.739	1:42.666	132	22.799	241	22.274	190
3	2:04.596	1:04.158	130	32.254	166	28.184	112	23	1:32.020	47.096	132	22.699	241	22.225	190
4	1:58.791	1:02.634	127	32.421	129	23.736	191	24	1:31.275	46.507	130	22.564	241	22.204	192
5	1:31.138	46.461	133	22.580	241	22.097	192	25	1:31.286	46.562	131	22.567	241	22.157	192
6	1:30.416	46.218	133	22.378	241	21.820	192	26	1:30.934	46.362	132	22.544	241	22.028	192
7	1:30.344	46.246	133	22.348	242	<b>21.750</b>	192	27	1:31.313	46.549	133	22.662	242	22.102	192
8	1:30.383	46.075	134	<b>22.286</b>	242	22.022	191	28	1:31.627	46.676	132	22.691	241	22.260	192
9	1:30.232	<b>45.998</b>	<b>135</b>	22.348	242	21.886	192	29	1:31.123	46.543	131	22.519	242	22.061	192
10	<b>1:30.205</b>	46.019	134	22.368	241	21.818	193	30	1:31.281	46.438	129	22.697	241	22.146	193
11	1:30.607	46.304	134	22.418	242	21.885	192	31	1:31.305	46.521	132	22.616	241	22.168	191
12	1:30.471	46.278	133	22.393	241	21.800	192	32	1:31.390	46.530	133	22.676	241	22.184	192
13	1:30.762	46.367	133	22.391	<b>243</b>	22.004	192	33	1:31.541	46.678	132	22.650	241	22.213	192
14	1:30.696	46.429	134	22.448	242	21.819	193	34	1:31.411	46.595	133	22.772	241	22.044	192
15	1:30.773	46.347	134	22.466	242	21.960	193	35	1:31.511	46.634	132	22.679	241	22.198	192
16	1:30.913	46.264	132	22.549	242	22.100	192	36	1:31.515	46.559	133	22.746	242	22.210	192
17	1:30.705	46.262	132	22.434	241	22.009	192	37	1:31.288	46.569	132	22.644	241	22.075	<b>193</b>
18	1:30.728	46.311	132	22.364	241	22.053	191	38	1:31.284	46.528	131	22.706	242	22.050	193
19	1:30.478	46.263	133	22.385	241	21.830	191								
20	1:30.560	46.215	133	22.441	242	21.904	192								

Lap	Time	SE1	SP1	SE2	SP2	SE3	SP3	Lap	Time	SE1	SP1	SE2	SP2	SE3	SP3
<b>100</b>	Florian Stoll, DEU/ Daniel Dobitsch, AUT							<b>theoretical besttime: 1:30.025</b>							
1	1:42.333	55.235	128	23.730	232	23.368	145	21	1:31.689	46.783	132	22.916	233	21.990	184
2	2:09.064	1:08.851	119	32.142	128	28.071	128	22	1:30.871	46.165	130	22.728	233	21.978	184
3	2:04.499	1:04.463	121	32.651	137	27.385	113	23	1:30.402	45.851	131	22.645	233	21.906	185
4	1:58.465	1:02.991	127	31.005	151	24.469	185	24	1:30.338	45.880	133	22.613	232	21.845	186
5	2:10.786	1:25.950	132	22.782	232	22.054	185	25	1:30.687	46.040	129	22.669	232	21.978	186
6	1:30.754	46.327	132	22.628	233	21.799	186	26	1:30.565	45.968	133	22.693	232	21.904	186



# ADAC GT Masters

## Lap Analysis Race 1

Provisional

Reg. Nr.: 255/14

Saturday 30.8.2014 12:00



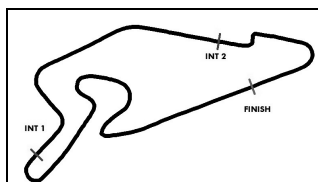
Nürburgring Sprint NGK, Length: 3629 m

Air temperature: 17.4°C

Track temperature: 21.3°C

Weather condition: Dry

Lap	Time	SE1	SP1	SE2	SP2	SE3	SP3	Lap	Time	SE1	SP1	SE2	SP2	SE3	SP3
7	1:30.482	45.931	132	22.654	232	21.897	186	27	1:30.608	46.005	132	22.606	234	21.997	186
8	1:30.673	46.179	131	22.712	233	<b>21.782</b>	186	28	1:30.802	46.270	131	22.615	233	21.917	185
9	1:30.746	46.087	133	22.778	233	21.881	186	29	1:30.530	45.989	132	22.530	233	22.011	186
10	1:30.333	45.860	133	22.618	233	21.855	186	<b>30</b>	<b>1:30.260</b>	<b>45.737</b>	131	22.659	232	21.864	186
11	1:30.402	45.893	133	22.652	233	21.857	186	31	1:30.874	45.981	132	<b>22.506</b>	234	22.387	185
12	1:30.801	46.084	132	22.728	233	21.989	185	32	1:30.537	45.919	132	22.641	233	21.977	186
13	1:30.914	46.173	132	22.779	233	21.962	185	33	1:30.616	45.822	132	22.775	233	22.019	186
14	1:30.926	46.071	133	22.801	233	22.054	186	34	1:30.615	45.967	132	22.600	<b>234</b>	22.048	186
15	1:30.628	45.956	132	22.604	233	22.068	186	35	1:30.842	46.137	129	22.722	233	21.983	<b>187</b>
16	1:30.563	45.934	131	22.648	233	21.981	186	36	1:30.895	46.175	130	22.706	233	22.014	186
17	1:31.057	46.103	132	22.714	233	22.240	185	37	1:30.594	46.048	131	22.633	234	21.913	185
18	1:31.232	46.545	132	22.692	233	21.995	185	38	1:31.232	46.258	<b>134</b>	22.799	233	22.175	185
19	1:35.237	46.387	132	22.782	233	26.068									
20	2:27.781	1:42.655	132	23.044	232	22.082	185								



# ADAC GT Masters

## Pit stops Race 1



Provisional

Reg. Nr.: 255/14

Saturday 30.8.2014 12:00

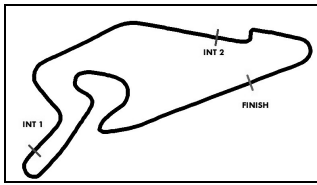
Nürburgring Sprint NGK, Length: 3629 m

Air temperature: 17.4°C

Track temperature: 21.3°C

Weather condition: Dry

Nr	Driver in	Day time in	Time in	Driver out	Day time out	Time out	Nett Time
6	Sebastian Asch	12:04:41	2:01.672				
24	Albert von Thurn und Taxis	12:21:34	18:55.442	Tomas Enge	12:34:29	31:49.888	12:54.446
10	Kelvin van der Linde	12:28:32	25:53.002	Rene Rast	12:29:32	26:53.396	1:00.394
26	Renger van der Zande	12:28:33	25:54.059	Renger van der Zande	12:29:34	26:54.824	1:00.765
19	Claudia Hürtgen	12:28:37	25:58.204	Claudia Hürtgen	12:29:39	26:59.832	1:01.628
2	Patrick Assenheimer	12:28:43	26:04.135	Patrick Assenheimer	12:29:45	27:05.663	1:01.528
14	Florian Spengler	12:28:46	26:07.007	Florian Spengler	12:29:55	27:15.578	1:08.571
11	Fabian Hamprecht	12:28:47	26:07.574	Nicki Thiim	12:29:46	27:07.397	59.823
20	Jens Klingmann	12:28:47	26:08.164	Jens Klingmann	12:29:49	27:09.932	1:01.768
7	Herbert Handlos	12:28:58	26:18.840		12:29:59	27:19.797	1:00.957
18	Toni Seiler	12:28:59	26:20.323	Jeroen Bleekemolen	12:30:03	27:24.286	1:03.963
9	Florian Scholze	12:30:33	27:53.675	Florian Scholze	12:31:35	28:56.069	1:02.394
8	Robert Renauer	12:31:27	28:47.550	Robert Renauer	12:32:28	29:49.148	1:01.598
12		12:31:36	28:57.431		12:32:38	29:58.967	1:01.536
17	Remo Lips	12:31:51	29:12.420	Lennart Marioneck	12:32:53	30:14.131	1:01.711
23	Maro Engel	12:33:01	30:21.566	Jan Seyffarth	12:34:01	31:21.951	1:00.385
3	Christian Engelhart	12:33:01	30:22.224	Jaap van Lagen	12:34:02	31:23.277	1:01.053
100	Florian Stoll	12:33:55	31:16.053	Florian Stoll	12:34:57	32:17.622	1:01.569
21	Alon Day	12:34:28	31:49.100	Luca Ludwig	12:35:29	32:49.992	1:00.892
4		12:35:08	32:29.056		12:36:11	33:31.746	1:02.690
13	David Jahn	12:35:58	33:18.658	David Jahn	12:36:59	34:19.756	1:01.098
5	Mario Farnbacher	12:36:09	33:30.507	Nathan Morcom	12:37:14	34:34.555	1:04.048
27	Luca Stolz	12:36:11	33:32.298	Luca Stolz	12:37:12	34:33.453	1:01.155
16	Philip Geipel	12:36:21	33:41.929	Rahel Frey	12:37:22	34:43.177	1:01.248
11	Nicki Thiim	12:37:18	34:38.711	Nicki Thiim	12:37:45	35:06.269	27.558
24	Tomas Enge	12:39:02	36:22.926				
8	Norbert Siedler	13:04:22	1:01:43.413				
5	Nathan Morcom	13:05:12	1:02:32.672				
7	Alfred Renauer	13:05:13	1:02:34.393				
14	Marko Asmer	13:05:17	1:02:38.200				
17	Lennart Marioneck	13:05:21	1:02:42.234				
100	Florian Stoll	13:05:23	1:02:44.467				
9	Dominic Jöst	13:05:25	1:02:45.711				
11	Nicki Thiim	13:05:27	1:02:47.950				
4		13:06:04	1:03:24.895				
21	Luca Ludwig	13:06:33	1:03:53.539				
23	Jan Seyffarth	13:06:34	1:03:55.153				
3	Jaap van Lagen	13:06:39	1:04:00.146				
19	Dominik Baumann	13:06:41	1:04:01.905				
12		13:06:42	1:04:03.306				
10	Rene Rast	13:06:44	1:04:05.029				
26	Maximilian Götz	13:06:46	1:04:07.369				
13	Sven Barth	13:06:47	1:04:08.441				
27	Mathias Lauda	13:06:51	1:04:11.844				
2	Diego Alessi	13:06:53	1:04:14.481				



# ADAC GT Masters

## Pit stops Race 1

Provisional

Reg. Nr.: 255/14

Saturday 30.8.2014 12:00



Nürburgring Sprint NGK, Length: 3629 m

Air temperature: 17.4°C

Track temperature: 21.3°C

Weather condition: Dry

Nr	Driver in	Day time in	Time in	Driver out	Day time out	Time out	Nett Time
20	Jens Klingmann	13:06:56	1:04:16.916				
18	Jeroen Bleekemolen	13:07:00	1:04:21.174				
16	Rahel Frey	13:07:02	1:04:23.316				