

ADAC GT Masters

Results Qualifying 1



Provisional

Nürburgring Sprint NGK, Length: 3629 m

Air temperature: 22.5°C

Track temperature: 27.7°C

Weather condition: Wet



Reg. Nr.: 255/14

Amended
19.09.2014 - 13:19

Friday 29.8.2014 16:45

started : 26 classified : 25 not classified : 1

	Drivers	Team	Car	Lap	Best Time	Gap	Diff	Kph	Day Time
1	21 A.Day/L.Ludwig	BKK Mobil Oil Zakspeed	Mercedes-Benz SLS AMG GT3	4	1:28.715			147,3	16:51:16
2	3 C.Engelhart/J.van Lagen	GW IT Racing Team Schütz Motors	Porsche 911 GT3 R	3	1:28.903	0.188	0.188	147,0	16:51:07
3	13 D.Jahn/S.Barth	RWT Racing Team	Corvette Z06.R GT3	6	1:28.946	0.231	0.043	146,9	16:54:27
4	10 K.van der Linde/R.Rast	Prosperia C. Abt Racing	Audi R8 LMS ultra	4	1:28.963	0.248	0.017	146,9	16:51:26
5	8 R.Renauer/N.Siedler	TONINO Team Herberth	Porsche 911 GT3 R	7	1:29.011	0.296	0.048	146,8	16:56:15
6	12 C.Jöns/M.Winkelhock	Prosperia C. Abt Racing	Audi R8 LMS ultra	4	1:29.012	0.297	0.001	146,8	16:52:05
7	23 M.Engel/J.Seyffarth	ROWE Racing	Mercedes-Benz SLS AMG GT3	6	1:29.014	0.299	0.002	146,8	16:54:34
8	1 A.Wirth/D.Keilwitz	Callaway Competition	Corvette Z06.R GT3	4	1:29.083	0.368	0.069	146,7	16:51:24
9	5 M.Farnbacher/N.Morcom	Farnbacher Racing	Porsche 911 GT3 R	3	1:29.098	0.383	0.015	146,6	16:50:10
10	6 S.Asch/P.Frommenwiler	Farnbacher Racing	Porsche 911 GT3 R	4	1:29.134	0.419	0.036	146,6	16:52:16
11	26 R.van der Zande/M.Götz	H.T.P. Motorsport	Mercedes-Benz SLS AMG GT3	4	1:29.308	0.593	0.174	146,3	16:51:41
12	22 N.Bastian/J.Alguersuari	ROWE Racing	Mercedes-Benz SLS AMG GT3	4	1:29.379	0.664	0.071	146,2	16:51:36
13	27 L.Stolz/M.Lauda	H.T.P. Motorsport	Mercedes-Benz SLS AMG GT3	6	1:29.405	0.690	0.026	146,1	16:55:07
14	19 C.Hürtgen/D.Baumann	PIXUM Team Schubert	BMW Z4 GT3	5	1:29.451	0.736	0.046	146,1	16:53:42
15	16 P.Geipel/R.Frey	YACO Racing	Audi R8 LMS ultra	6	1:29.664	0.949	0.213	145,7	16:54:53
16	100 F.Stoll/D.Dobitsch	kfzteile24 APR Motorsport	Audi R8 LMS ultra	4	1:29.733	1.018	0.069	145,6	16:51:23
17	14 F.Spengler/M.Asmer	MRS GT-Racing	McLaren MP4-12C GT3	5	1:29.750	1.035	0.017	145,6	16:53:03
18	7 H.Handlos(*G*)/A.Renauer	TONINO Team Herberth	Porsche 911 GT3 R	3	1:29.793	1.078	0.043	145,5	16:50:14
19	18 T.Seiler(*G*)/J.Bleekemolen	Callaway Competition	Corvette Z06.R GT3	5	1:29.821	1.106	0.028	145,4	16:53:30
20	2 P.Assenheimer/D.Alessi	Callaway Competition	Corvette Z06.R GT3	4	1:29.926	1.211	0.105	145,3	16:51:50
21	9 F.Scholze(*G*)/D.Jöst(*G*)	TONINO Team Herberth	Porsche 911 GT3 R	4	1:30.093	1.378	0.167	145,0	16:52:43
22	17 R.Lips(*G*)/L.Marionek	Callaway Competition	Corvette Z06.R GT3	5	1:30.103	1.388	0.010	145,0	16:53:26
23	20 M.Sandritter/J.Klingmann	PIXUM Team Schubert	BMW Z4 GT3	4	1:30.130	1.415	0.027	145,0	16:55:36
24	24 A.von Thurn und Taxis/T.Enge	Reiter Engineering	Chevrolet Camaro GT	5	1:30.204	1.489	0.074	144,8	16:53:20
25	4 A.Wossos(*G*)/W.Nathan(*G*)	GW IT Racing Team Schütz Motors	Porsche 911 GT3 R	5	1:30.394	1.679	0.190	144,5	16:53:34

excluded

11	F.Hamprecht/N.Thiim	Prosperia C. Abt Racing	Audi R8 LMS ultra	0
----	---------------------	-------------------------	-------------------	---

Following stewards decision no. 1 Reg.278/14 - due to: Infringement against art. 29.5 after Qualifying 2 Nürburgring 08/14 exclusion for car no. 11

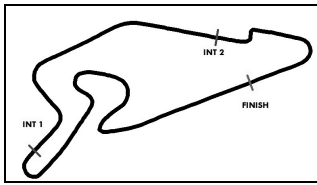
(*G*) marks the gentlemen driver

Subject to final scrutineering!

Publications Time:

Clerk of the course:

Time Keeping:



ADAC GT Masters

Lap Analysis Qualifying 1



Provisional

Nürburgring Sprint NGK, Length: 3629 m

Air temperature: 16.2°C

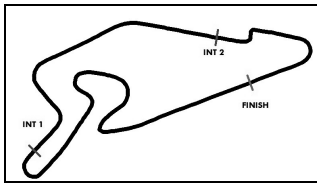
Track temperature: 20.3°C

Weather condition: Wet

Reg. Nr.: 255/14

Friday 29.8.2014 16:45

Lap	Time	SE1	SP1	SE2	SP2	SE3	SP3	Lap	Time	SE1	SP1	SE2	SP2	SE3	SP3
1 Andreas Wirth, DEU/ Daniel Keilwitz, DEU								theoretical besttime: 1:29.083							
1	1:53.470	1:05.926	122	24.031	241	23.513	197	5	1:29.899	45.792	136	22.141	245	21.966	201
2	1:32.070	47.423	134	22.732	244	21.915	200	6	1:36.969	46.228	133	22.523	244	28.218	
3	1:30.224	46.253	136	22.343	245	21.628	201	7	3:54.520	2:57.660	131	24.309	191	32.551	
4	1:29.083	45.547	135	22.120	245	21.416	200								
2 Patrick Assenheimer, DEU/ Diego Alessi, ITA								theoretical besttime: 1:29.826							
1	2:18.211	1:23.706	118	25.998	159	28.507	187	5	1:37.298	46.932	131	22.594	245	27.772	
2	1:32.544	47.525	126	22.723	244	22.296	195	6	3:59.241	3:14.640	134	22.544	244	22.057	194
3	1:30.279	46.081	133	22.361	246	21.837	196	7	1:32.083	46.538	131	22.802	245	22.743	196
4	1:29.926	45.707	132	22.461	246	21.758	196	8	1:51.219	50.085	108	28.619	188	32.515	
3 Christian Engelhart, DEU/ Jaap van Lagen, NLD								theoretical besttime: 1:28.532							
1	3:07.113	2:10.451	121	28.938	167	27.724	187	5	1:35.605	50.258	131	22.945	223	22.402	192
2	1:31.273	46.471	132	22.828	232	21.974	192	6	1:29.005	45.200	134	22.236	237	21.569	189
3	1:28.903	45.170	134	22.243	237	21.490	190	7	1:36.004	45.287	134	22.409	238	28.308	
4	1:32.734	44.806	135	22.282	238	25.646	192								
4 Antonios Wossos, GRC/ Wolf Nathan, NLD								theoretical besttime: 1:30.148							
1	2:27.367	1:34.405	122	25.370	192	27.592	183	5	1:30.394	45.722	133	22.710	237	21.962	191
2	1:34.409	47.699	132	23.012	231	23.698	188	6	1:30.896	45.795	134	22.541	238	22.560	192
3	1:31.368	46.649	134	22.800	235	21.919	191	7	1:30.801	46.033	133	22.604	238	22.164	190
4	1:30.850	46.156	132	22.809	237	21.885	191	8	1:44.653	47.663	131	24.158	172	32.832	
5 Mario Farnbacher, DEU/ Nathan Morcom, AUS								theoretical besttime: 1:28.947							
1	2:08.840	1:18.050	124	24.609	216	26.181	190	5	1:29.140	45.428	133	22.108	240	21.604	192
2	1:32.372	46.118	134	22.269	239	23.985	194	6	1:29.336	45.453	131	22.303	241	21.580	191
3	1:29.098	45.463	135	22.112	240	21.523	193	7	1:39.626	47.370	125	24.172	210	28.084	
4	1:29.234	45.316	134	22.142	239	21.776	192								
6 Sebastian Asch, DEU/ Philipp Frommenwiler, CHE								theoretical besttime: 1:29.063							
1	2:46.969	2:00.410	128	24.079	235	22.480	191	4	1:29.134	45.198	136	22.382	238	21.554	192
2	1:31.245	46.546	135	22.766	239	21.933	192	5	1:29.422	45.384	133	22.496	239	21.542	192
3	1:29.469	45.488	136	22.323	238	21.658	193	6	1:35.043	45.658	136	22.522	239	26.863	
7 Herbert Handlos, AUT/ Alfred Renauer, DEU								theoretical besttime: 1:29.793							
1	2:13.577	1:21.136	129	24.151	194	28.290	190	4	1:38.138	45.979	131	23.029	230	29.130	
2	1:31.511	46.576	132	22.932	237	22.003	193	5	4:32.250	3:47.333	132	22.663	235	22.254	191
3	1:29.793	45.698	136	22.483	236	21.612	192	6	1:39.217	46.287	133	22.543	233	30.387	
8 Robert Renauer, DEU/ Norbert Siedler, AUT								theoretical besttime: 1:28.855							
1	1:59.377	1:09.092	127	25.424	207	24.861	192	7	1:29.011	45.301	137	22.167	240	21.543	190
2	1:30.308	46.207	136	22.451	242	21.650	193	8	1:38.893	46.281	130	23.505	237	29.107	
3	1:34.320	49.323	134	22.617	222	22.380	192	9	9:10.250	8:17.579	120	26.331	215	26.340	178
4	1:34.336	45.433	134	22.395	240	26.508	193	10	1:45.465	54.968	120	25.371	227	25.126	183
5	1:39.466	48.664	118	26.968	203	23.834	193	11	1:51.549	53.374	118	25.859	223	32.316	
6	1:29.082	45.528	136	22.125	240	21.429	193								
9 Florian Scholze, DEU/ Dominic Jöst, DEU								theoretical besttime: 1:30.037							
1	3:09.623	2:12.482	123	27.895	163	29.246	184	5	1:33.472	47.278	132	23.630	175	22.564	193
2	1:33.652	48.563	132	22.937	238	22.152	192	6	1:37.528	46.126	134	22.557	238	28.845	
3	1:30.559	46.158	134	22.506	238	21.895	193	7	2:43.256	1:57.970	134	22.896	238	22.390	192
4	1:30.093	45.814	132	22.562	238	21.717	192	8	1:47.081	48.124	127	24.133	200	34.824	



ADAC GT Masters

Lap Analysis Qualifying 1



Provisional

Nürburgring Sprint NGK, Length: 3629 m

Air temperature: 16.2°C

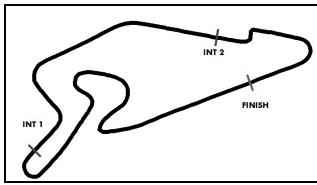
Track temperature: 20.3°C

Weather condition: Wet

Reg. Nr.: 255/14

Friday 29.8.2014 16:45

Lap	Time	SE1	SP1	SE2	SP2	SE3	SP3	Lap	Time	SE1	SP1	SE2	SP2	SE3	SP3
10 Kelvin van der Linde, ZAF/ Rene Rast, DEU								theoretical besttime: 1:28.963							
1	1:57.709	1:07.562	126	25.209	232	24.938	187	5	1:40.144	48.957	120	23.477	228	27.710	
2	1:30.717	46.468	133	22.514	236	21.735	190	6	4:35.127	3:46.875	93	25.400	209	22.852	190
3	1:29.434	45.353	134	22.569	235	21.512	191	7	1:39.812	45.949	133	22.959	229	30.904	
4	1:28.963	45.299	134	22.173	237	21.491	190								
11 Fabian Hamprecht, DEU/ Nicki Thiim, DNK								theoretical besttime: 1:29.746							
1	2:49.069	2:02.747	127	23.705	233	22.617	189	5	1:38.362	47.227	122	24.002	227	27.133	
2	1:30.943	46.490	133	22.696	235	21.757	190	6	4:04.762	3:17.623	131	22.788	233	24.351	190
3	1:30.179	46.110	135	22.319	237	21.750	190	7	1:37.470	46.338	132	23.103	224	28.029	
4	1:29.834	45.796	135	22.407	235	21.631	191								
12 Christer Jöns, DEU/ Markus Winkelhock, DEU								theoretical besttime: 1:29.012							
1	2:36.310	1:41.226	127	25.506	120	29.578	186	4	1:29.012	45.172	133	22.320	234	21.520	188
2	1:30.337	46.080	133	22.534	232	21.723	188	5	1:38.994	45.542	132	22.577	233	30.875	
3	1:29.438	45.437	132	22.360	234	21.641	187	6	8:07.152	3:31.462	129	23.005	215	4:12.685	
13 David Jahn, DEU/ Sven Barth, DEU								theoretical besttime: 1:28.827							
1	1:54.725	1:06.374	125	24.148	207	24.203	194	5	1:29.242	45.548	134	22.225	245	21.469	196
2	1:31.296	46.980	133	22.555	244	21.761	196	6	1:28.946	45.289	135	22.069	246	21.588	196
3	1:33.747	46.496	126	24.727	219	22.524	195	7	1:36.318	45.599	132	22.651	232	28.068	
4	1:29.064	45.483	135	22.106	246	21.475	196								
14 Florian Spengler, DEU/ Marko Asmer, EST								theoretical besttime: 1:29.325							
1	1:59.963	1:10.310	125	24.628	239	25.025	191	6	1:30.068	45.347	137	22.375	243	22.346	193
2	1:32.972	47.757	133	22.785	241	22.430	193	7	1:40.882	49.051	113	28.451	192	23.380	194
3	1:30.424	45.747	134	22.478	242	22.199	195	8	1:29.978	45.782	133	22.394	244	21.802	194
4	1:29.937	45.701	132	22.458	243	21.778	195	9	1:40.423	46.310	124	23.182	242	30.931	
5	1:29.750	45.772	136	22.345	243	21.633	195								
16 Philip Geipel, DEU/ Rahel Frey, CHE								theoretical besttime: 1:29.562							
1	2:19.132	1:27.185	125	25.267	183	26.680	186	6	1:29.664	45.609	136	22.406	237	21.649	189
2	1:34.165	46.973	133	23.006	213	24.186	188	7	1:29.759	45.704	136	22.304	237	21.751	190
3	1:30.425	46.328	133	22.358	235	21.739	189	8	1:30.014	45.684	136	22.446	237	21.884	188
4	1:30.315	45.688	136	22.581	238	22.046	191	9	1:40.100	47.082	132	23.658	230	29.360	
5	1:29.860	45.633	135	22.388	240	21.839	190								
17 Remo Lips, CHE/ Lennart Marioneck, DEU								theoretical besttime: 1:29.944							
1	2:19.791	1:30.552	112	24.568	204	24.671	190	5	1:30.103	45.909	131	22.450	244	21.744	195
2	1:35.331	48.537	126	23.475	242	23.319	194	6	1:38.508	47.404	120	28.014	176	23.090	196
3	1:30.652	46.467	130	22.381	245	21.804	196	7	1:30.397	45.917	136	22.389	244	22.091	194
4	1:30.138	45.819	131	22.507	244	21.812	195	8	1:37.396	45.965	132	23.036	213	28.395	
18 Toni Seiler, CHE/ Jeroen Bleekemolen, NLD								theoretical besttime: 1:29.821							
1	2:20.807	1:28.419	117	24.659	186	27.729	192	6	1:35.408	45.922	131	22.324	243	27.162	
2	1:35.529	49.322	124	23.459	242	22.748	195	7	2:26.034	1:40.361	123	22.755	243	22.918	197
3	1:33.959	48.687	128	22.760	244	22.512	196	8	1:30.947	46.319	126	22.509	245	22.119	196
4	1:30.638	46.324	132	22.265	245	22.049	197	9	1:54.110	48.890	94	27.668	180	37.552	
5	1:29.821	45.583	129	22.234	245	22.004	194								
19 Claudia Hürtgen, DEU/ Dominik Baumann, AUT								theoretical besttime: 1:29.329							
1	2:41.843	1:52.584	116	25.248	177	24.011	187	5	1:29.451	45.559	135	22.295	238	21.597	190
2	1:31.923	47.285	133	22.741	234	21.897	191	6	1:29.739	45.523	133	22.408	237	21.808	190
3	1:29.760	45.696	134	22.421	236	21.643	190	7	1:38.121	45.601	135	22.382	239	30.138	
4	1:29.660	45.437	132	22.452	236	21.771	190								



ADAC GT Masters

Lap Analysis Qualifying 1



Provisional

Nürburgring Sprint NGK, Length: 3629 m

Air temperature: 16.2°C

Track temperature: 20.3°C

Weather condition: Wet

Reg. Nr.: 255/14

Friday 29.8.2014 16:45

Lap	Time	SE1	SP1	SE2	SP2	SE3	SP3	Lap	Time	SE1	SP1	SE2	SP2	SE3	SP3
20	Max Sandritter, DEU/ Jens Klingmann, DEU							theoretical besttime: 1:29.866							
1	6:03.942	5:11.376	115	28.927	179	23.639	186	4	1:30.130	45.733	133	22.426	234	21.971	190
2	1:32.015	47.141	132	22.905	235	21.969	190	5	1:37.866	45.888	133	22.471	236	29.507	
3	1:30.181	45.839	133	22.635	234	21.707	191	6	4:19.879	3:05.642	96	30.296	169	43.941	

21	Alon Day, ISR/ Luca Ludwig, DEU							theoretical besttime: 1:28.691							
1	1:47.966	59.065	122	26.139	215	22.762	192	4	1:28.715	45.165	137	22.052	242	21.498	194
2	1:30.583	46.319	134	22.472	240	21.792	194	5	1:28.963	45.225	134	22.075	242	21.663	194
3	1:28.989	45.332	136	22.183	242	21.474	194	6	1:36.959	46.862	131	22.566	242	27.531	

22	Nico Bastian, DEU/ Jaime Alguersuari, ESP							theoretical besttime: 1:29.379							
1	2:05.937	1:13.937	123	27.474	197	24.526	191	4	1:29.379	45.538	137	22.232	240	21.609	193
2	1:30.912	46.500	133	22.604	238	21.808	193	5	1:34.175	45.540	136	22.400	241	26.235	
3	1:29.845	45.735	135	22.316	240	21.794	193	6	7:34.074	6:36.769	113	26.239	193	31.066	

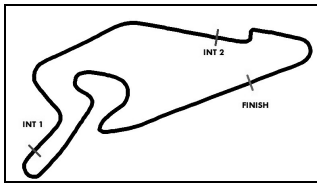
23	Maro Engel, DEU/ Jan Seyffarth, DEU							theoretical besttime: 1:28.924							
1	2:00.772	1:11.514	124	24.511	233	24.747	188	7	1:34.197	46.652	125	23.999	224	23.546	192
2	1:34.738	48.144	131	22.861	239	23.733	193	8	1:37.081	45.540	135	22.892	220	28.649	
3	1:29.447	45.543	134	22.292	239	21.612	193	9	9:49.813	8:59.403	120	25.322	225	25.088	186
4	1:29.073	45.312	135	22.296	241	21.465	193	10	1:43.423	52.864	117	25.395	230	25.164	186
5	1:31.195	45.489	136	23.180	232	22.526	192	11	1:49.743	52.974	113	25.653	196	31.116	
6	1:29.014	45.372	134	22.147	241	21.495	192								

24	Albert von Thurn und Taxis, DEU/ Tomas Enge, CZE							theoretical besttime: 1:29.972							
1	2:17.244	1:22.638	120	26.025	150	28.581	193	7	3:14.372	2:28.728	128	22.974	235	22.670	195
2	1:32.007	47.412	132	22.592	245	22.003	195	8	1:47.014	47.555	123	25.182	215	34.277	
3	1:30.882	46.563	131	22.362	245	21.957	196	9	7:26.778	6:33.199	112	27.522	200	26.057	183
4	1:30.346	46.297	130	22.230	246	21.819	197	10	1:49.155	55.987	101	26.821	214	26.347	182
5	1:30.204	45.967	133	22.462	245	21.775	196	11	1:49.456	55.452	97	27.394	202	26.610	183
6	1:35.506	45.998	132	22.435	246	27.073		12	2:00.125	56.755	100	27.690	189	35.680	

26	Renger van der Zande, NLD/ Maximilian Götz, DEU							theoretical besttime: 1:29.076							
1	2:12.071	1:19.299	125	24.211	148	28.561	191	5	1:32.181	45.893	136	23.233	223	23.055	194
2	1:30.893	46.758	132	22.565	240	21.570	193	6	1:36.617	45.966	137	22.184	242	28.467	
3	1:29.606	45.850	134	22.297	242	21.459	194	7	3:43.774	2:55.551	134	22.823	232	25.400	193
4	1:29.308	45.433	135	22.406	242	21.469	193	8	1:46.225	47.912	107	26.961	187	31.352	

27	Luca Stolz, DEU/ Mathias Lauda, AUT							theoretical besttime: 1:29.376							
1	2:26.194	1:32.325	128	24.546	221	29.323	190	6	1:29.405	45.621	136	22.242	241	21.542	193
2	1:31.093	47.030	135	22.417	240	21.646	193	7	1:33.753	48.970	133	22.774	240	22.009	194
3	1:40.778	49.585	126	27.315	143	23.878	190	8	1:30.565	46.137	135	22.322	241	22.106	194
4	1:30.021	46.141	133	22.267	240	21.613	193	9	1:52.358	47.704	128	25.217	199	39.437	
5	1:29.557	45.802	135	22.234	241	21.521	193								

100	Florian Stoll, DEU/ Daniel Dobitsch, AUT							theoretical besttime: 1:29.632							
1	1:50.852	1:03.831	127	23.995	226	23.026	185	6	1:30.308	45.607	133	22.486	234	22.215	188
2	1:32.192	47.012	132	22.928	232	22.252	188	7	1:43.192	47.908	125	25.664	207	29.620	
3	1:30.380	45.757	134	22.745	233	21.878	187	8	3:25.157	2:27.116	127	25.075	187	32.966	
4	1:29.733	45.614	134	22.462	233	21.657	189	9	7:36.702	6:44.092	118	26.664	209	25.946	178
5	1:29.758	45.513	133	22.483	234	21.762	188	10	1:50.502	53.937	117	25.861	221	30.704	



ADAC GT Masters

Start Grid Race 1

Provisional

Reg. Nr.: 255/14

Saturday 30.8.2014 12:00



Nürburgring Sprint NGK, Length: 3629 m

Air temperature: 11.9°C

Track temperature: 12.4°C

Weather condition: Dry

POLE POSITION

3	GW IT Racing Team Schütz Motors	1:28.903
	Christian Engelhart*/ Jaap van Lagen	
10	Prosperia C. Abt Racing	1:28.963
	Kelvin van der Linde*/ Rene Rast	
12	Prosperia C. Abt Racing	1:29.012
	Christer Jöns*/ Markus Winkelhock	
1	Callaway Competition	1:29.083
	Andreas Wirth*/ Daniel Keilwitz	
6	Farnbacher Racing	1:29.134
	Sebastian Asch*/ Philipp Frommenwiler	
22	ROWE Racing	1:29.379
	Nico Bastian*/ Jaime Alguersuari	
19	PIXUM Team Schubert	1:29.451
	Claudia Hürtgen*/ Dominik Baumann	
100	kfzteile24 APR Motorsport	1:29.733
	Florian Stoll*/ Daniel Dobitsch	
7	TONINO Team Herberth	1:29.793
	Herbert Handlos*/ Alfred Renauer	
11	Prosperia C. Abt Racing	1:29.834
	Fabian Hamprecht*/ Nicki Thiim	
9	TONINO Team Herberth	1:30.093
	Florian Scholze*/ Dominic Jöst	
20	PIXUM Team Schubert	1:30.130
	Max Sandritter*/ Jens Klingmann	
4	GW IT Racing Team Schütz Motors	1:30.394
	Antonios Wossos*/ Wolf Nathan	

1
2
3
4
5
6
7
8
9
10
11
12
13

21	BKK Mobil Oil Zakspeed	1:28.715
	Alon Day*/ Luca Ludwig	
13	RWT Racing Team	1:28.946
	David Jahn*/ Sven Barth	
8	TONINO Team Herberth	1:29.011
	Robert Renauer*/ Norbert Siedler	
23	ROWE Racing	1:29.014
	Maro Engel*/ Jan Seyffarth	
5	Farnbacher Racing	1:29.098
	Mario Farnbacher*/ Nathan Morcom	
26	H.T.P. Motorsport	1:29.308
	Renger van der Zande*/ Maximilian Götz	
27	H.T.P. Motorsport	1:29.405
	Luca Stolz*/ Mathias Lauda	
16	YACO Racing	1:29.664
	Philip Geipel*/ Rahel Frey	
14	MRS GT-Racing	1:29.750
	Florian Spengler*/ Marko Asmer	
18	Callaway Competition	1:29.821
	Toni Seiler*/ Jeroen Bleekemolen	
2	Callaway Competition	1:29.926
	Patrick Assenheimer*/ Diego Alessi	
17	Callaway Competition	1:30.103
	Remo Lips*/ Lennart Marioneck	
24	Reiter Engineering	1:30.204
	Albert von Thurn und Taxis*/ Tomas Enge	

* Marks the starting driver

Publications Time:

Clerk of the course:

Time Keeping: