



ADAC GT Masters

Results Free Practice 1



Provisional

Reg. Nr.: 255/14

Friday 29.8.2014 08:30

Nürburgring Sprint NGK, Length: 3629 m

Air temperature: 16.1°C

Track temperature: 18.5°C

Weather condition: Dry

started : 26 classified : 26 not classified : 0

	Drivers	Team	Car	Lap	Best Time	Gap	Diff	Kph	Day Time
1	26 R.van der Zande/M.Götz	H.T.P. Motorsport	Mercedes-Benz SLS AMG GT3	26	1:28.950			146,9	9:20:25
2	5 M.Farnbacher/N.Morcom	Farnbacher Racing	Porsche 911 GT3 R	23	1:29.053	0.103	0.103	146,7	9:12:38
3	18 T.Seiler(*G*)/J.Bleekemolen	Callaway Competition	Corvette Z06.R GT3	19	1:29.336	0.386	0.283	146,2	9:11:18
4	3 C.Engelhart/J.van Lagen	GW IT Racing Team Schütz Motors	Porsche 911 GT3 R	23	1:29.507	0.557	0.171	146,0	9:19:00
5	24 A.von Thurn und Taxis/T.Engel	Reiter Engineering	Chevrolet Camaro GT	23	1:29.687	0.737	0.180	145,7	9:24:36
6	8 R.Renauer/N.Siedler	TONINO Team Herberth	Porsche 911 GT3 R	10	1:29.694	0.744	0.007	145,7	8:52:18
7	20 M.Sandritter/J.Klingmann	PIXUM Team Schubert	BMW Z4 GT3	27	1:29.731	0.781	0.037	145,6	9:23:44
8	6 S.Asch/P.Frommenwiler	Farnbacher Racing	Porsche 911 GT3 R	28	1:29.759	0.809	0.028	145,5	9:29:30
9	11 F.Hamprecht/N.Thiim	Prosperia C. Abt Racing	Audi R8 LMS ultra	24	1:29.822	0.872	0.063	145,4	9:18:33
10	10 K.van der Linde/R.Rast	Prosperia C. Abt Racing	Audi R8 LMS ultra	5	1:29.839	0.889	0.017	145,4	8:38:29
11	23 M.Engel/J.Seyffarth	ROWE Racing	Mercedes-Benz SLS AMG GT3	4	1:29.924	0.974	0.085	145,3	8:37:03
12	22 N.Bastian/J.Alguersuari	ROWE Racing	Mercedes-Benz SLS AMG GT3	13	1:30.003	1.053	0.079	145,2	8:57:48
13	21 A.Day/L.Ludwig	BKK Mobil Oil Zakspeed	Mercedes-Benz SLS AMG GT3	15	1:30.016	1.066	0.013	145,1	9:01:29
14	19 C.Hürtgen/D.Baumann	PIXUM Team Schubert	BMW Z4 GT3	23	1:30.031	1.081	0.015	145,1	9:20:08
15	16 P.Geipel/R.Frey	YACO Racing	Audi R8 LMS ultra	11	1:30.100	1.150	0.069	145,0	8:53:24
16	1 A.Wirth/D.Keilwitz	Callaway Competition	Corvette Z06.R GT3	23	1:30.168	1.218	0.068	144,9	9:21:37
17	27 L.Stolz/M.Lauda	H.T.P. Motorsport	Mercedes-Benz SLS AMG GT3	20	1:30.264	1.314	0.096	144,7	9:19:19
18	2 P.Assenheimer/D.Alessi	Callaway Competition	Corvette Z06.R GT3	26	1:30.447	1.497	0.183	144,4	9:25:26
19	7 H.Handlos(*G*)/A.Renauer	TONINO Team Herberth	Porsche 911 GT3 R	15	1:30.480	1.530	0.033	144,4	8:57:00
20	12 C.Jöns/M.Winkelhock	Prosperia C. Abt Racing	Audi R8 LMS ultra	18	1:30.537	1.587	0.057	144,3	9:11:06
21	9 F.Scholze(*G*)/D.Jöst(*G*)	TONINO Team Herberth	Porsche 911 GT3 R	5	1:30.631	1.681	0.094	144,1	8:40:33
22	4 A.Wossos(*G*)/W.Nathan(*G*)	GW IT Racing Team Schütz Motors	Porsche 911 GT3 R	6	1:30.760	1.810	0.129	143,9	8:41:53
23	14 F.Spengler/M.Asmer	MRS GT-Racing	McLaren MP4-12C GT3	16	1:30.854	1.904	0.094	143,8	9:28:25
24	17 R.Lips(*G*)/L.Marionek	Callaway Competition	Corvette Z06.R GT3	15	1:30.948	1.998	0.094	143,6	9:04:17
25	13 D.Jahn/S.Barth	RWT Racing Team	Corvette Z06.R GT3	20	1:31.236	2.286	0.288	143,2	9:20:45
26	100 F.Stoll/D.Dobitsch	kfzteile24 APR Motorsport	Audi R8 LMS ultra	19	1:31.255	2.305	0.019	143,2	9:07:59

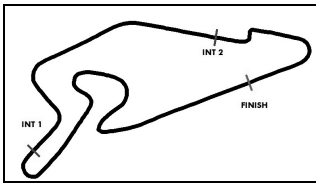
(*G*) marks the gentlemen driver

Subject to final scrutineering!

Publications Time:

Clerk of the course:

Time Keeping:



ADAC GT Masters



Lap Analysis Free Practice 1

Provisional

Nürburgring Sprint NGK, Length: 3629 m

Air temperature: 16.1°C

Track temperature: 18.5°C

Weather condition: Dry

Reg. Nr.: 255/14

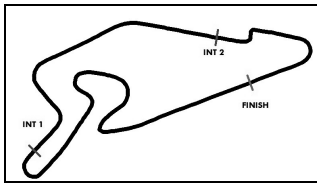
Friday 29.8.2014 08:30

Lap	Time	SE1	SP1	SE2	SP2	SE3	SP3	Lap	Time	SE1	SP1	SE2	SP2	SE3	SP3
1 Andreas Wirth, DEU/ Daniel Keilwitz, DEU								theoretical besttime: 1:30.034							
1	3:25.257	2:32.499	107	26.907	215	25.851	188	14	1:31.462	46.678	131	22.510	240	22.274	197
2	1:36.257	50.001	128	23.442	239	22.814	194	15	1:36.759	46.478	131	22.487	240	27.794	
3	1:33.004	47.895	129	22.937	240	22.172	196	16	4:44.864	3:57.560	133	22.909	211	24.395	198
4	1:34.136	47.129	132	22.680	242	24.327	196	17	1:31.810	46.792	133	22.664	244	22.354	198
5	1:31.385	46.732	131	22.611	239	22.042	197	18	1:31.498	46.548	129	22.650	241	22.300	197
6	1:30.999	46.495	132	22.464	241	22.040	196	19	1:35.970	46.351	130	22.597	244	27.022	
7	1:37.735	46.457	132	22.492	240	28.786		20	4:00.729	3:14.813	118	23.531	243	22.385	197
8	7:10.908	6:25.984	130	22.786	239	22.138	196	21	1:31.088	46.418	131	22.659	240	22.011	198
9	1:30.935	46.626	132	22.555	239	21.754	197	22	1:30.621	46.071	130	22.587	242	21.963	198
10	1:30.951	46.534	133	22.443	243	21.974	196	23	1:30.168	45.886	132	22.394	242	21.888	198
11	1:30.856	46.368	132	22.508	240	21.980	196	24	1:34.743	46.002	131	22.492	242	26.249	
12	1:36.335	46.503	132	22.498	240	27.334		25	3:44.936	3:00.398	133	22.587	242	21.951	198
13	4:24.296	3:39.650	131	22.686	239	21.960	196	26	1:35.070	46.337	134	22.626	244	26.107	

2 Patrick Assenheimer, DEU/ Diego Alessi, ITA								theoretical besttime: 1:30.172							
1	4:22.107	3:30.702	116	26.880	166	24.525	192	16	1:32.367	46.837	130	22.799	244	22.731	194
2	1:35.037	48.221	131	23.603	241	23.213	195	17	1:38.565	47.559	127	22.844	244	28.162	
3	1:32.995	47.435	126	23.171	242	22.389	194	18	5:26.203	4:37.387	119	25.411	228	23.405	192
4	1:31.478	46.530	129	22.761	245	22.187	197	19	1:32.618	47.702	131	22.734	244	22.182	194
5	1:30.953	46.225	127	22.692	246	22.036	197	20	1:31.525	46.735	131	22.796	244	21.994	197
6	1:30.749	46.136	129	22.635	245	21.978	194	21	1:32.987	46.859	135	22.725	245	23.403	194
7	1:36.508	46.380	129	22.579	245	27.549		22	1:31.271	46.574	131	22.518	244	22.179	194
8	5:02.305	4:14.316	124	23.378	243	24.611	195	23	1:31.337	46.471	132	22.650	245	22.216	195
9	1:31.355	46.904	129	22.545	245	21.906	198	24	1:36.624	46.322	133	22.671	245	27.631	
10	1:30.840	46.318	127	22.555	245	21.967	195	25	4:22.829	3:38.157	133	22.550	246	22.122	195
11	1:31.113	46.557	126	22.567	246	21.989	199	26	1:30.447	46.201	133	22.380	246	21.866	195
12	1:35.454	46.470	130	22.529	246	26.455		27	1:35.075	46.033	133	22.494	247	26.548	
13	3:41.391	2:55.133	131	23.527	233	22.731	198	28	3:18.215	2:33.967	134	22.489	246	21.759	195
14	1:33.194	47.530	127	22.963	244	22.701	193	29	1:35.192	45.945	131	22.439	246	26.808	
15	1:33.814	47.198	128	22.964	214	23.652	198								

3 Christian Engelhart, DEU/ Jaap van Lagen, NLD								theoretical besttime: 1:29.374							
1	3:01.566	2:08.080	121	28.479	142	25.007	186	13	1:32.169	47.201	133	22.848	237	22.120	190
2	1:33.584	47.756	131	23.118	235	22.710	190	14	1:31.263	46.360	134	22.930	237	21.973	188
3	1:31.205	46.672	132	22.653	236	21.880	189	15	1:35.782	46.446	134	22.856	236	26.480	
4	1:31.093	46.407	132	22.745	235	21.941	189	16	7:31.595	6:45.202	125	23.737	232	22.656	188
5	1:30.800	46.222	132	22.662	237	21.916	189	17	1:31.611	46.868	132	22.741	234	22.002	189
6	1:30.785	46.173	133	22.707	237	21.905	190	18	1:30.096	46.014	130	22.432	238	21.650	190
7	1:31.768	46.469	132	22.779	239	22.520	191	19	1:30.322	46.193	131	22.384	237	21.745	189
8	1:30.455	46.150	131	22.550	238	21.755	189	20	1:29.831	45.884	133	22.302	240	21.645	189
9	1:37.382	46.538	131	22.875	236	27.969		21	1:30.190	45.926	134	22.284	237	21.980	191
10	7:57.475	7:11.726	130	22.744	235	23.005	190	22	1:29.656	45.719	134	22.379	237	21.558	190
11	1:31.561	46.308	132	22.668	236	22.585	189	23	1:29.507	45.575	135	22.241	238	21.691	190
12	1:30.835	46.182	131	22.725	236	21.928	189	24	1:42.936	45.647	133	22.272	238	35.017	

4 Antonios Wossos, GRC/ Wolf Nathan, NLD								theoretical besttime: 1:30.607							
1	4:10.918	3:18.709	118	27.387	212	24.822	184	14	1:45.823	48.642	101	26.783	202	30.398	
2	1:34.975	48.890	130	23.372	234	22.713	190	15	3:58.909	3:12.296	126	23.883	234	22.730	186
3	1:32.622	47.188	133	23.127	234	22.307	190	16	1:33.170	47.429	131	23.329	237	22.412	188
4	1:33.285	48.011	133	22.995	236	22.279	189	17	1:32.807	46.906	128	23.085	236	22.816	189
5	1:31.050	46.387	132	22.574	237	22.089	190	18	1:31.655	46.597	131	22.809	237	22.249	188
6	1:30.760	46.245	133	22.392	238	22.123	189	19	1:36.843	46.548	132	22.998	237	27.297	
7	1:31.238	46.143	134	22.831	237	22.264	188	20	3:25.951	2:40.971	132	22.781	237	22.199	189
8	1:43.289	48.513	130	22.754	236	32.022		21	1:31.514	46.513	132	22.836	237	22.165	190
9	3:34.438	2:35.711	117	25.590	202	33.137		22	1:31.338	46.371	132	22.792	237	22.175	190
10	3:16.577	2:31.025	132	22.957	236	22.595	190	23	1:31.702	46.732	131	22.846	237	22.124	191
11	1:31.394	46.699	126	22.623	237	22.072	191	24	1:31.822	46.640	132	22.957	237	22.225	189
12	1:44.837	46.443	133	22.554	238	35.840	177	25	1:37.527	47.446	131	22.860	237	27.221	
13	1:40.580	48.635	128	28.533	205	23.412	191								



ADAC GT Masters



Lap Analysis Free Practice 1

Provisional

Reg. Nr.: 255/14

Friday 29.8.2014 08:30

Nürburgring Sprint NGK, Length: 3629 m

Air temperature: 16.1°C

Track temperature: 18.5°C

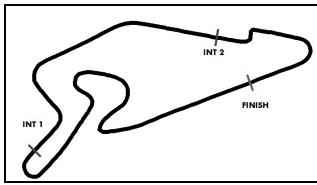
Weather condition: Dry

Lap	Time	SE1	SP1	SE2	SP2	SE3	SP3	Lap	Time	SE1	SP1	SE2	SP2	SE3	SP3
5 Mario Farnbacher, DEU/ Nathan Morcom, AUS								theoretical besttime: 1:29.053							
1	2:42.141	1:40.870	119	27.043	196	34.228		17	1:30.537	46.185	134	22.465	240	21.887	191
2	2:01.490	1:11.642	129	24.626	155	25.222	188	18	1:35.437	46.270	133	23.073	236	26.094	
3	1:35.730	49.110	131	23.297	236	23.323	190	19	3:14.367	2:26.086	126	25.759	201	22.522	190
4	1:36.751	47.697	131	24.064	193	24.990	191	20	1:30.394	46.273	131	22.624	237	21.497	192
5	1:33.964	47.579	133	23.165	237	23.220	189	21	1:29.713	45.523	133	22.453	237	21.737	191
6	1:33.234	47.453	133	22.877	237	22.904	190	22	1:29.504	45.725	134	22.216	239	21.563	192
7	1:32.532	47.027	133	22.826	238	22.679	189	23	1:29.053	45.409	132	22.160	238	21.484	191
8	1:40.397	47.760	129	23.183	238	29.454		24	1:29.722	45.591	134	22.290	238	21.841	191
9	3:45.178	2:58.560	130	23.350	236	23.268	189	25	1:33.686	45.612	133	22.243	239	25.831	
10	1:33.343	47.941	132	22.820	238	22.582	190	26	5:20.729	4:36.905	132	22.239	237	21.585	190
11	1:32.605	47.326	131	22.734	238	22.545	190	27	1:33.288	45.638	133	22.351	237	25.299	190
12	1:31.856	46.908	133	22.645	238	22.303	190	28	1:29.788	45.804	133	22.310	237	21.674	190
13	1:32.031	46.751	133	22.657	238	22.623	191	29	1:34.126	46.146	132	22.235	238	25.745	
14	1:31.998	46.879	133	22.688	238	22.431	190	30	2:51.384	2:06.878	127	22.518	239	21.988	190
15	1:39.027	47.391	131	22.991	238	28.645		31	1:31.228	46.627	130	22.434	240	22.167	190
16	2:57.495	2:12.564	131	22.749	238	22.182	190	32	1:34.664	45.859	134	22.385	238	26.420	

6 Sebastian Asch, DEU/ Philipp Frommenwiler, CHE								theoretical besttime: 1:29.602							
1	2:47.367	1:51.629	115	26.632	193	29.106	166	16	1:32.550	47.329	133	23.204	235	22.017	190
2	1:42.481	53.508	122	24.562	232	24.411	186	17	1:31.732	46.736	133	22.910	237	22.086	189
3	1:34.654	47.755	134	23.152	237	23.747	189	18	1:30.694	46.289	134	22.630	237	21.775	190
4	1:58.111	51.061	123	23.855	233	43.195		19	1:36.893	46.897	130	22.997	238	26.999	
5	2:47.752	2:02.410	133	23.060	236	22.282	188	20	5:04.388	4:19.376	133	22.953	236	22.059	190
6	1:31.590	46.885	136	22.798	237	21.907	190	21	1:30.969	46.015	134	22.692	239	22.262	190
7	1:30.664	46.261	135	22.617	237	21.786	190	22	1:35.621	46.325	131	22.755	237	26.541	
8	1:30.738	46.368	136	22.669	236	21.701	191	23	2:56.257	2:07.270	130	24.762	193	24.225	179
9	1:39.272	46.315	134	23.304	233	29.653		24	1:34.185	48.718	132	23.310	236	22.157	190
10	8:17.012	7:31.095	134	22.662	237	23.255	188	25	1:30.443	46.144	133	22.664	237	21.635	191
11	1:31.308	46.519	132	22.747	237	22.042	189	26	1:29.956	45.801	134	22.549	238	21.606	190
12	1:30.597	45.927	135	22.563	237	22.107	191	27	1:30.103	45.898	135	22.571	236	21.634	191
13	1:30.160	45.925	135	22.449	238	21.786	191	28	1:29.759	45.547	135	22.531	239	21.681	191
14	1:37.588	47.194	133	22.857	237	27.537		29	1:34.864	45.690	135	22.584	238	26.590	
15	3:07.828	2:21.892	132	23.337	237	22.599	189								

7 Herbert Handlos, AUT/ Alfred Renauer, DEU								theoretical besttime: 1:30.474							
1	2:59.175	2:02.734	111	30.087	172	26.354	172	15	1:30.480	46.044	134	22.508	239	21.928	190
2	1:47.985	53.754	117	27.751	185	26.480	166	16	1:36.942	46.327	130	23.260	232	27.355	
3	1:39.905	51.450	114	24.781	214	23.674	179	17	4:35.823	3:49.488	132	23.167	235	23.168	189
4	1:41.471	50.529	124	24.568	169	26.374	176	18	1:32.009	46.954	131	22.812	239	22.243	190
5	1:36.469	50.615	126	23.346	234	22.508	191	19	1:32.553	47.003	132	23.242	238	22.308	189
6	1:32.686	47.307	120	22.956	238	22.423	191	20	1:32.414	47.179	125	22.936	236	22.299	190
7	1:31.658	46.705	126	22.793	239	22.160	191	21	1:31.280	46.547	132	22.706	238	22.027	190
8	1:32.615	46.848	129	23.612	239	22.155	191	22	1:31.688	46.781	132	22.642	238	22.265	191
9	1:33.525	46.959	127	23.725	203	22.841	191	23	1:42.335	47.841	125	23.598	214	30.896	
10	1:37.657	47.010	124	23.113	237	27.534		24	4:15.808	3:30.413	128	23.098	237	22.297	190
11	3:23.275	2:38.421	134	22.782	239	22.072	190	25	1:32.431	47.095	127	22.941	238	22.395	191
12	1:30.927	46.164	135	22.784	239	21.979	190	26	1:31.801	46.940	130	22.877	238	21.984	190
13	1:32.205	46.038	133	22.619	240	23.548	192	27	1:31.973	46.822	129	22.977	235	22.174	191
14	1:30.640	46.174	132	22.534	239	21.932	191	28	1:42.913	47.151	124	24.399	200	31.363	

8 Robert Renauer, DEU/ Norbert Siedler, AUT								theoretical besttime: 1:29.670							
1	3:04.776	2:11.750	109	27.914	169	25.112	181	15	7:11.229	6:26.066	132	22.757	238	22.406	191
2	1:36.774	50.628	132	23.425	219	22.721	191	16	1:30.560	46.194	135	22.318	240	22.048	192
3	1:30.736	46.533	135	22.483	239	21.720	192	17	1:34.537	46.744	134	24.703	172	23.090	192
4	1:31.312	45.965	135	22.373	239	22.974	191	18	1:30.305	45.878	135	22.483	240	21.944	192
5	1:29.972	45.964	135	22.356	239	21.652	192	19	1:30.107	45.904	134	22.353	240	21.850	192
6	1:30.032	45.901	134	22.331	240	21.800	190	20	1:29.867	45.836	136	22.294	241	21.737	192
7	1:39.793	46.682	133	22.803	210	30.308		21	1:37.333	46.576	133	22.653	240	28.104	



ADAC GT Masters

Lap Analysis Free Practice 1



Provisional

Reg. Nr.: 255/14

Friday 29.8.2014 08:30

Nürburgring Sprint NGK, Length: 3629 m

Air temperature: 16.1°C

Track temperature: 18.5°C

Weather condition: Dry

Lap	Time	SE1	SP1	SE2	SP2	SE3	SP3	Lap	Time	SE1	SP1	SE2	SP2	SE3	SP3
8	6:55.302	6:04.253	130	23.529	159	27.520	189	22	6:05.059	5:16.930	133	25.285	205	22.844	192
9	1:30.462	46.299	134	22.422	240	21.741	192	23	1:30.444	46.138	135	22.513	242	21.793	193
10	1:29.694	45.724	134	22.301	240	21.669	192	24	1:31.020	46.101	136	22.301	243	22.618	194
11	1:32.958	46.260	133	23.237	195	23.461	192	25	1:30.358	46.147	135	22.343	243	21.868	193
12	1:30.557	46.352	134	22.388	239	21.817	191	26	1:38.815	46.525	128	28.168	152	24.122	192
13	1:30.057	45.975	135	22.416	239	21.666	192	27	1:37.395	46.194	135	22.581	242	28.620	
14	1:35.084	45.768	135	22.339	240	26.977									

9 Florian Scholze, DEU/ Dominic Jöst, DEU

theoretical besttime: 1:30.114

1	4:25.873	3:38.538	127	23.849	230	23.486	190	16	3:39.468	2:53.200	128	23.213	238	23.055	190
2	1:32.505	48.218	126	22.848	238	21.439	191	17	1:34.573	47.548	130	24.172	236	22.853	187
3	1:32.125	46.461	129	23.306	238	22.358	192	18	3:21.166	1:10.370	52	1:05.971	51	1:04.825	
4	1:32.625	46.507	129	23.312	207	22.806	191	19	6:54.320	6:01.631	126	28.170	201	24.519	189
5	1:30.631	46.227	130	22.576	239	21.828	192	20	1:33.683	47.720	131	22.765	238	23.198	190
6	1:42.939	48.347	129	24.600	216	29.992		21	1:31.483	46.921	132	22.722	239	21.840	191
7	4:25.595	3:40.498	130	22.862	238	22.235	191	22	1:31.806	46.783	134	22.843	239	22.180	190
8	1:32.117	47.262	126	22.851	238	22.004	191	23	1:39.990	46.285	134	22.648	239	31.057	
9	1:31.060	46.555	133	22.530	239	21.975	191	24	3:08.028	2:23.276	134	22.448	241	22.304	190
10	1:31.058	46.363	133	22.476	239	22.219	192	25	1:31.210	46.414	133	22.523	240	22.273	190
11	1:31.066	46.577	132	22.612	239	21.877	192	26	1:31.449	46.354	132	22.958	240	22.137	189
12	1:30.913	46.463	134	22.483	237	21.967	191	27	1:34.729	48.838	135	23.445	240	22.446	187
13	1:31.636	46.609	129	22.772	239	22.255	191	28	1:32.261	46.635	135	22.712	240	22.914	190
14	1:31.618	46.742	135	22.561	239	22.315	192	29	1:41.847	47.906	134	22.597	239	31.344	
15	1:37.216	46.804	130	22.620	238	27.792									

10 Kelvin van der Linde, ZAF/ Rene Rast, DEU

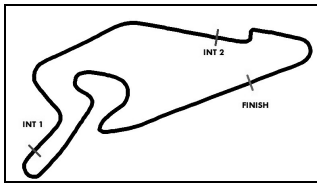
theoretical besttime: 1:29.764

1	2:25.154	1:37.398	121	24.442	229	23.314	187	14	1:30.456	45.967	131	22.617	236	21.872	188
2	1:32.638	47.579	130	22.949	234	22.110	188	15	1:30.201	45.917	132	22.440	235	21.844	188
3	1:30.986	46.481	131	22.609	234	21.896	189	16	1:36.997	45.958	130	24.152	219	26.887	
4	1:30.766	46.286	130	22.747	235	21.733	189	17	2:28.499	1:43.027	134	22.987	234	22.485	187
5	1:29.839	45.798	130	22.411	235	21.630	190	18	1:31.172	46.467	131	22.725	235	21.980	187
6	1:37.112	45.751	132	22.383	235	28.978		19	1:30.826	46.401	132	22.599	236	21.826	187
7	10:02.341	9:17.767	129	22.657	233	21.917	188	20	1:31.144	46.465	131	22.510	236	22.169	184
8	1:30.739	46.113	130	22.537	235	22.089	188	21	1:38.854	46.646	130	22.760	236	29.448	
9	1:30.261	46.050	133	22.503	235	21.708	188	22	5:05.814	4:20.897	132	22.737	235	22.180	186
10	1:30.323	45.840	132	22.448	236	22.035	189	23	1:30.710	46.267	131	22.589	235	21.854	188
11	1:35.719	46.154	130	22.703	236	26.862		24	1:30.767	46.267	131	22.596	236	21.904	187
12	9:07.442	8:23.127	132	22.548	234	21.767	188	25	1:30.994	46.200	129	22.832	235	21.962	188
13	1:30.183	45.929	132	22.448	235	21.806	188	26	1:35.975	46.316	133	22.817	236	26.842	

11 Fabian Hamprecht, DEU/ Nicki Thiim, DNK

theoretical besttime: 1:29.629

1	3:15.582	2:21.890	125	30.176	166	23.516	186	17	1:30.814	46.344	131	22.685	233	21.785	187
2	1:31.199	46.733	129	22.642	233	21.824	189	18	1:30.467	46.218	129	22.568	234	21.681	188
3	1:32.190	46.684	134	22.998	234	22.508	186	19	1:29.967	46.010	131	22.352	234	21.605	188
4	1:44.927	46.323	130	22.576	233	36.028		20	1:29.840	45.725	132	22.435	235	21.680	188
5	3:02.316	2:16.529	124	23.049	233	22.738	186	21	1:35.278	46.120	130	22.781	234	26.377	
6	1:32.713	47.565	129	22.809	233	22.339	187	22	4:59.936	4:15.432	130	22.510	234	21.994	188
7	1:32.205	47.093	129	23.125	234	21.987	187	23	1:30.204	45.878	132	22.455	235	21.871	189
8	1:31.456	46.663	128	22.871	234	21.922	187	24	1:29.822	45.672	131	22.468	236	21.682	189
9	1:31.857	46.873	133	22.930	234	22.054	187	25	1:40.825	46.101	128	22.797	237	31.927	
10	1:38.496	47.414	126	23.780	233	27.302		26	2:31.071	1:46.158	132	22.868	232	22.045	187
11	3:57.902	3:11.668	130	22.990	231	23.244	189	27	1:31.093	46.278	130	22.706	235	22.109	187
12	1:32.337	47.171	129	22.919	235	22.247	187	28	1:31.112	46.280	133	22.541	235	22.291	188
13	1:31.437	46.685	129	22.832	235	21.920	188	29	1:31.038	46.443	132	22.606	234	21.989	189
14	1:31.666	46.792	133	22.781	235	22.093	187	30	1:32.050	46.728	133	22.754	235	22.568	188
15	1:35.614	46.461	132	22.754	235	26.399		31	1:36.203	46.581	134	22.639	236	26.983	
16	3:55.366	3:09.504	127	23.537	231	22.325	187								



ADAC GT Masters



Lap Analysis Free Practice 1

Provisional

Reg. Nr.: 255/14

Nürburgring Sprint NGK, Length: 3629 m

Air temperature: 16.1°C

Track temperature: 18.5°C

Weather condition: Dry

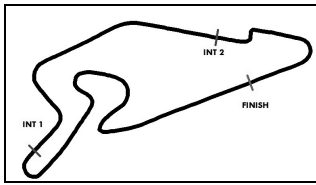
Friday 29.8.2014 08:30

Lap	Time	SE1	SP1	SE2	SP2	SE3	SP3	Lap	Time	SE1	SP1	SE2	SP2	SE3	SP3
12	Christer Jöns, DEU/ Markus Winkelhock, DEU							theoretical besttime: 1:30.518							
1	2:53.032	1:57.567	120	29.077	181	26.388	185	13	1:31.343	46.311	130	22.921	233	22.111	186
2	1:32.140	46.884	128	22.990	233	22.266	187	14	1:35.488	46.319	132	22.786	233	26.383	
3	1:31.526	46.372	133	22.762	234	22.392	187	15	3:36.763	2:49.186	128	25.155	231	22.422	186
4	1:31.027	46.352	131	22.641	233	22.034	187	16	1:31.670	46.773	130	22.772	232	22.125	186
5	1:30.953	46.047	132	22.688	234	22.218	187	17	1:31.328	46.413	131	22.773	233	22.142	187
6	1:30.731	46.216	134	22.684	233	21.831	186	18	1:30.537	46.055	129	22.652	234	21.830	187
7	1:37.022	46.347	131	22.884	233	27.791		19	1:42.345	47.201	122	25.056	213	30.088	
8	9:33.998	8:45.338	128	24.429	185	24.231	186	20	8:57.614	8:08.244	130	26.740	225	22.630	185
9	1:31.650	46.454	130	23.105	232	22.091	186	21	1:35.960	46.622	130	22.901	232	26.437	185
10	1:30.823	46.137	132	22.759	233	21.927	187	22	1:31.213	46.339	127	22.804	233	22.070	187
11	1:36.368	46.458	128	22.876	233	27.034		23	1:39.912	47.321	127	23.579	232	29.012	
12	3:29.776	2:44.616	131	22.983	231	22.177	186	24	2:31.997	1:41.293	123	23.335	232	27.369	

13	David Jahn, DEU/ Sven Barth, DEU							theoretical besttime: 1:30.888							
1	4:51.166	3:40.377	89	32.266	118	38.523		15	2:43.893	1:58.338	128	22.888	243	22.667	193
2	4:41.832	3:48.467	112	26.282	223	27.083	185	16	1:32.904	47.421	130	22.940	244	22.543	194
3	1:39.538	51.219	123	23.358	232	24.961	172	17	1:31.947	47.205	131	22.658	244	22.084	194
4	1:41.158	52.595	128	25.459	224	23.104	191	18	1:31.271	46.655	131	22.655	244	21.961	194
5	1:38.896	47.897	131	23.108	241	27.891		19	1:31.265	46.713	132	22.621	245	21.931	194
6	11:36.026	10:48.878	125	23.983	235	23.165	182	20	1:31.236	46.476	131	22.576	245	22.184	195
7	1:33.999	47.621	131	23.158	239	23.220	148	21	1:31.689	46.612	130	22.543	246	22.534	194
8	2:00.224	57.093	98	28.937	156	34.194		22	1:36.320	46.796	130	22.631	245	26.893	
9	2:56.183	2:10.632	129	22.887	241	22.664	192	23	2:48.000	2:03.133	130	22.773	244	22.094	195
10	1:32.756	47.256	129	23.186	241	22.314	192	24	1:31.368	46.564	132	22.623	245	22.181	194
11	1:31.777	46.752	130	22.877	241	22.148	192	25	1:32.319	47.307	124	22.752	246	22.260	195
12	1:31.377	46.559	132	22.635	242	22.183	192	26	1:31.972	46.872	129	22.743	245	22.357	194
13	1:31.633	46.634	132	22.909	242	22.090	193	27	1:40.168	46.845	130	22.832	212	30.491	
14	1:36.748	46.414	130	22.672	243	27.662									

14	Florian Spengler, DEU/ Marko Asmer, EST							theoretical besttime: 1:30.664							
1	2:33.325	1:42.541	128	25.945	187	24.839	191	11	1:31.407	46.741	131	22.664	241	22.002	193
2	1:34.257	48.393	131	23.410	234	22.454	191	12	1:31.869	47.011	132	22.736	240	22.122	192
3	1:32.203	47.168	132	22.932	240	22.103	193	13	1:38.180	46.978	132	22.841	241	28.361	
4	2:49.546	46.254	132	22.730	241	1:40.562		14	3:52.055	3:06.835	129	22.933	240	22.287	192
5	30:40.976	29:51.831	126	25.543	214	23.602	189	15	1:31.380	46.498	130	22.742	242	22.140	192
6	1:33.645	47.874	131	22.908	239	22.863	193	16	1:30.854	46.152	131	22.686	241	22.016	192
7	1:31.428	46.634	133	22.873	240	21.921	194	17	1:30.950	46.368	130	22.591	242	21.991	193
8	1:31.501	46.693	132	22.753	241	22.055	191	18	1:31.055	46.370	130	22.621	242	22.064	193
9	1:31.111	46.329	130	22.748	241	22.034	192	19	1:43.240	48.600	132	23.356	222	31.284	
10	1:31.867	46.573	132	22.744	240	22.550	191								

16	Philip Geipel, DEU/ Rahel Frey, CHE							theoretical besttime: 1:29.933							
1	2:43.757	1:48.427	121	28.515	171	26.815	177	16	1:31.081	46.402	132	22.799	237	21.880	187
2	1:44.514	52.331	131	23.428	234	28.755		17	1:30.568	46.156	133	22.648	238	21.764	192
3	4:38.175	3:52.677	133	23.108	234	22.390	189	18	1:40.379	46.010	133	23.356	232	31.013	
4	1:31.660	46.886	132	22.706	233	22.068	192	19	5:26.306	4:39.985	125	24.391	235	21.930	190
5	1:33.261	47.752	132	23.034	235	22.475	190	20	1:30.562	46.114	133	22.667	237	21.781	185
6	1:31.390	46.744	134	22.776	235	21.870	192	21	1:30.128	45.831	132	22.544	237	21.753	193
7	1:30.983	46.491	134	22.652	236	21.840	192	22	1:30.367	45.846	133	22.508	241	22.013	191
8	1:36.547	47.068	132	22.615	235	26.864		23	1:40.746	47.478	129	24.583	220	28.685	
9	3:32.707	2:48.129	133	22.618	237	21.960	189	24	4:30.176	3:38.464	130	26.525	157	25.187	159
10	1:31.058	46.371	134	22.516	234	22.171	190	25	1:38.039	52.823	133	23.069	233	22.147	192
11	1:30.100	45.998	136	22.379	237	21.723	194	26	1:37.105	46.750	133	25.822	160	24.533	193
12	1:30.663	46.127	136	22.674	234	21.862	191	27	1:31.467	46.772	134	22.849	235	21.846	193
13	1:35.259	46.503	134	22.554	236	26.202		28	1:30.586	46.174	133	22.493	235	21.919	192
14	3:44.230	2:56.824	121	24.812	233	22.594	191	29	1:30.811	46.541	134	22.535	237	21.735	197
15	1:31.658	46.594	131	23.019	237	22.045	187	30	1:34.517	46.024	135	22.431	238	26.062	



ADAC GT Masters



Lap Analysis Free Practice 1

Provisional

Reg. Nr.: 255/14

Friday 29.8.2014 08:30

Nürburgring Sprint NGK, Length: 3629 m

Air temperature: 16.1°C

Track temperature: 18.5°C

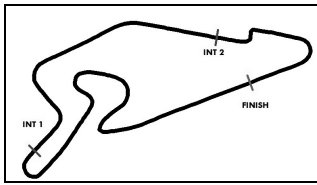
Weather condition: Dry

Lap	Time	SE1	SP1	SE2	SP2	SE3	SP3	Lap	Time	SE1	SP1	SE2	SP2	SE3	SP3
17 Remo Lips, CHE/ Lennart Marioneck, DEU								theoretical besttime: 1:30.806							
1	3:26.924	2:36.251	118	25.591	222	25.082	189	10	1:31.700	46.814	133	22.765	241	22.121	194
2	1:36.688	50.490	125	23.241	240	22.957	193	11	1:31.450	46.687	133	22.644	243	22.119	194
3	1:33.400	48.102	127	22.922	242	22.376	193	12	1:37.890	46.493	130	22.793	243	28.604	
4	1:43.908	46.734	133	22.716	218	34.458		13	4:08.234	3:21.180	132	22.929	243	24.125	194
5	2:54.766	2:09.207	131	23.148	241	22.411	194	14	1:32.268	46.964	131	22.956	243	22.348	194
6	1:32.007	46.965	134	22.794	242	22.248	194	15 1:30.948	46.284	132	22.725	244	21.939	196	
7	1:31.202	46.544	132	22.583	243	22.075	194	16	1:31.537	46.521	130	22.876	243	22.140	195
8	4:36.248	3:40.957	107	26.422	229	28.869		17	1:31.356	46.579	128	22.587	244	22.190	195
9	3:30.194	2:44.523	132	22.935	241	22.736	194	18	1:37.925	47.319	126	22.833	243	27.773	

18 Toni Seiler, CHE/ Jeroen Bleekemolen, NLD								theoretical besttime: 1:29.269							
1	3:09.221	2:17.926	104	26.250	205	25.045	189	14	1:34.073	47.710	129	23.600	202	22.763	196
2	1:36.188	49.819	119	23.436	237	22.933	193	15	1:29.797	45.765	131	22.265	245	21.767	196
3	1:34.430	47.852	125	23.686	242	22.892	194	16	1:29.482	45.582	132	22.269	246	21.631	195
4	1:46.345	47.652	128	23.667	209	35.026		17	1:36.902	45.528	133	22.218	246	29.156	
5	3:24.422	2:38.707	133	22.834	241	22.881	195	18	8:04.407	7:19.250	130	23.202	241	21.955	196
6	1:33.661	47.700	122	23.036	243	22.925	195	19 1:29.336	45.545	133	22.212	244	21.579	195	
7	1:31.601	46.859	123	22.562	244	22.180	195	20	1:38.024	45.655	134	22.162	246	30.207	
8	1:31.266	46.704	126	22.545	244	22.017	194	21	4:02.530	3:17.190	128	22.771	238	22.569	194
9	1:31.973	47.088	127	22.633	243	22.252	195	22	1:31.847	46.842	127	22.660	243	22.345	194
10	1:41.186	49.411	124	22.658	244	29.117		23	1:31.443	46.728	127	22.689	244	22.026	195
11	3:13.620	2:28.524	128	22.894	244	22.202	195	24	1:31.178	46.318	129	22.692	244	22.168	196
12	1:30.545	46.067	131	22.406	244	22.072	195	25	1:37.746	52.881	128	22.552	246	22.313	193
13	1:30.088	45.924	131	22.353	246	21.811	195	26	1:43.155	46.848	128	22.611	245	33.696	

19 Claudia Hürtgen, DEU/ Dominik Baumann, AUT								theoretical besttime: 1:29.881							
1	3:38.239	2:46.927	122	27.416	174	23.896	187	16	1:32.151	46.367	131	22.840	235	22.944	188
2	1:33.808	48.222	133	23.138	233	22.448	188	17	1:31.059	46.239	133	22.736	235	22.084	188
3	1:32.298	47.461	133	22.801	235	22.036	189	18	1:38.517	48.400	131	22.863	238	27.254	
4	1:32.018	46.784	134	22.715	235	22.519	141	19	7:03.194	6:12.844	92	26.878	229	23.472	188
5	1:32.402	47.799	134	22.782	236	21.821	189	20	1:32.606	47.399	132	22.927	234	22.280	188
6	1:31.605	46.881	134	22.733	236	21.991	189	21	1:31.418	46.344	134	22.965	235	22.109	190
7	1:30.966	46.482	131	22.687	236	21.797	189	22	1:30.417	45.960	134	22.657	236	21.800	190
8	1:31.310	46.317	133	22.731	236	22.262	188	23 1:30.031	45.783	133	22.495	237	21.753	191	
9	1:41.106	46.870	130	22.975	235	31.261		24	1:30.088	45.750	134	22.486	238	21.852	191
10	5:31.603	4:46.621	131	23.015	235	21.967	187	25	1:34.970	45.954	134	22.606	238	26.410	
11	1:31.263	46.538	133	22.685	239	22.040	191	26	2:29.712	1:45.177	132	22.573	235	21.962	190
12	1:31.048	46.541	132	22.551	238	21.956	189	27	1:30.267	45.995	133	22.537	237	21.735	188
13	1:36.032	46.433	133	22.801	237	26.798		28	1:30.258	46.127	133	22.449	237	21.682	189
14	4:34.245	3:48.938	132	22.921	235	22.386	188	29	1:30.095	45.830	132	22.455	238	21.810	189
15	1:31.471	46.712	132	22.691	235	22.068	189	30	1:36.884	45.957	131	22.436	239	28.491	

20 Max Sandritter, DEU/ Jens Klingmann, DEU								theoretical besttime: 1:29.370							
1	3:19.343	2:30.406	121	24.940	213	23.997	187	18	1:36.536	46.860	131	22.692	235	26.984	
2	1:32.554	48.210	130	22.934	232	21.410	190	19	4:26.819	3:37.577	125	25.639	169	23.603	177
3	1:31.506	46.794	133	22.832	232	21.880	189	20	1:35.570	47.986	130	24.838	177	22.746	189
4	1:30.917	46.203	132	22.596	236	22.118	187	21	1:30.983	46.443	129	22.608	234	21.932	189
5	1:30.739	46.168	131	22.625	233	21.946	189	22	1:31.168	46.228	130	22.929	236	22.011	190
6	1:30.287	46.065	132	22.459	234	21.763	189	23	1:30.638	46.273	130	22.555	236	21.810	190
7	1:35.600	46.165	133	22.473	234	26.962		24	1:35.742	46.468	130	22.457	238	26.817	
8	4:33.563	3:48.976	131	22.716	234	21.871	188	25	3:37.284	2:52.855	106	22.692	235	21.737	190
9	1:30.818	46.351	130	22.526	235	21.941	189	26	1:30.066	45.950	132	22.257	237	21.859	190
10	1:30.577	46.163	134	22.487	235	21.927	189	27 1:29.731	45.822	134	22.321	237	21.588	190	
11	1:36.175	46.570	131	22.794	234	26.811		28	1:29.742	45.755	133	22.306	236	21.681	191
12	3:51.967	3:06.073	129	22.855	234	23.039	189	29	1:29.876	45.801	132	22.368	237	21.707	191
13	1:38.730	52.168	107	23.990	234	22.572	187	30	1:29.838	45.703	133	22.376	235	21.759	190
14	1:31.813	46.941	128	22.746	234	22.126	189	31	1:30.306	46.006	134	22.395	236	21.905	190
15	1:31.752	46.872	131	22.837	235	22.043	190	32	1:29.881	45.803	133	22.316	236	21.762	190
16	1:31.554	46.714	131	22.790	234	22.050	190	33	1:34.312	45.780	132	22.379	236	26.153	



ADAC GT Masters



Lap Analysis Free Practice 1

Provisional

Reg. Nr.: 255/14

Nürburgring Sprint NGK, Length: 3629 m

Air temperature: 16.1°C

Track temperature: 18.5°C

Weather condition: Dry

Friday 29.8.2014 08:30

Lap	Time	SE1	SP1	SE2	SP2	SE3	SP3	Lap	Time	SE1	SP1	SE2	SP2	SE3	SP3
17	1:31.730	46.818	132	22.850	234	22.062	191								

21 Alon Day, ISR/ Luca Ludwig, DEU

theoretical besttime: 1:29.906

1	2:43.930	1:53.339	126	25.936	199	24.655	187	17	4:26.813	3:41.930	132	22.647	239	22.236	190
2	1:36.488	50.045	131	23.437	237	23.006	191	18	1:31.690	46.923	133	22.680	240	22.087	192
3	1:33.140	47.522	132	23.183	238	22.435	190	19	1:30.683	46.289	131	22.507	241	21.887	193
4	1:32.491	47.340	136	22.835	239	22.316	193	20	1:31.549	47.258	130	22.498	241	21.793	192
5	1:33.277	47.223	135	22.821	232	23.233	192	21	1:32.587	48.014	134	22.647	241	21.926	192
6	1:37.140	47.180	132	22.890	240	27.070		22	1:30.536	46.313	131	22.441	241	21.782	192
7	6:15.382	5:30.077	132	22.926	237	22.379	192	23	1:36.691	46.053	131	22.459	241	28.179	
8	1:32.888	47.423	131	23.077	238	22.388	191	24	4:25.326	3:37.931	130	23.249	173	24.146	193
9	1:31.733	46.893	133	22.751	240	22.089	192	25	1:30.442	46.172	130	22.453	241	21.817	192
10	1:36.335	46.963	132	22.824	239	26.548		26	1:30.179	46.098	135	22.326	241	21.755	192
11	3:54.506	3:08.382	125	23.608	234	22.516	190	27	1:30.149	45.950	133	22.407	242	21.792	193
12	1:31.343	46.755	131	22.679	239	21.909	191	28	1:30.198	46.046	133	22.402	242	21.750	192
13	1:30.826	46.342	132	22.672	240	21.812	192	29	1:30.242	46.127	134	22.440	242	21.675	193
14	1:30.103	45.942	134	22.413	240	21.748	193	30	1:30.357	46.107	134	22.416	242	21.834	193
15	1:30.016	45.925	133	22.347	241	21.744	192	31	1:37.853	46.746	131	22.505	242	28.602	
16	1:34.748	45.905	133	22.465	241	26.378									

22 Nico Bastian, DEU/ Jaime Alguersuari, ESP

theoretical besttime: 1:29.812

1	2:55.877	2:03.229	125	28.230	165	24.418	190	16	1:30.347	46.010	134	22.528	241	21.809	193
2	1:33.136	47.242	132	23.045	238	22.849	192	17	1:30.517	45.841	134	22.397	241	22.279	193
3	1:31.045	46.480	134	22.646	240	21.919	193	18	1:30.012	45.918	134	22.376	241	21.718	194
4	1:30.813	46.069	135	22.512	241	22.232	193	19	1:35.098	45.798	134	22.464	240	26.836	
5	1:31.442	46.479	131	22.773	241	22.190	193	20	5:42.850	4:57.198	129	22.915	238	22.737	192
6	1:30.578	46.015	134	22.604	242	21.959	192	21	1:32.896	47.020	133	23.123	238	22.753	191
7	1:36.260	46.114	134	22.870	241	27.276		22	1:31.777	46.714	132	22.878	239	22.185	192
8	8:06.658	7:16.707	123	26.704	161	23.247	192	23	1:31.624	46.902	131	22.741	240	21.981	192
9	1:31.042	46.413	132	22.722	239	21.907	193	24	1:31.115	46.478	131	22.651	240	21.986	192
10	1:30.520	46.064	134	22.630	240	21.826	193	25	1:30.686	46.474	130	22.471	240	21.741	192
11	1:30.943	46.114	135	22.560	241	22.269	193	26	1:30.513	46.299	133	22.421	241	21.793	191
12	1:30.495	46.000	133	22.531	241	21.964	193	27	1:30.503	46.278	134	22.517	240	21.708	192
13	1:30.003	45.979	135	22.386	240	21.638	193	28	1:30.729	46.299	132	22.530	241	21.900	192
14	1:37.055	45.974	134	22.656	240	28.425		29	1:31.852	46.568	133	23.245	238	22.039	192
15	5:58.226	5:13.811	132	22.590	240	21.825	192	30	1:36.527	46.612	133	22.506	241	27.409	

23 Maro Engel, DEU/ Jan Seyffarth, DEU

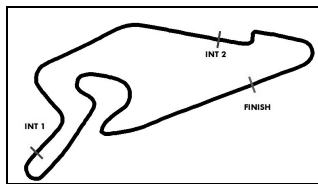
theoretical besttime: 1:29.396

1	2:29.342	1:41.362	127	24.775	234	23.205	189	15	5:43.211	4:58.578	132	22.752	238	21.881	192
2	1:33.085	48.067	133	22.943	238	22.075	192	16	1:31.124	46.546	135	22.670	239	21.908	193
3	1:30.864	46.603	135	22.523	239	21.738	192	17	1:30.339	46.046	134	22.488	240	21.805	192
4	1:29.924	46.237	134	22.476	238	21.211	193	18	1:30.066	45.919	133	22.430	240	21.717	192
5	1:30.154	46.044	135	22.436	240	21.674	192	19	1:34.556	46.206	131	22.614	240	25.736	
6	1:30.309	46.083	134	22.466	239	21.760	192	20	3:03.377	2:17.024	132	24.067	223	22.286	192
7	1:37.360	46.015	133	22.443	240	28.902		21	1:30.535	46.104	131	22.493	241	21.938	192
8	9:06.574	8:21.838	134	22.831	237	21.905	192	22	1:30.290	46.103	133	22.364	240	21.823	192
9	1:30.496	46.115	133	22.661	238	21.720	192	23	1:30.088	45.837	130	22.348	241	21.903	192
10	1:30.244	46.009	133	22.525	239	21.710	192	24	1:30.301	45.881	131	22.533	240	21.887	192
11	1:37.224	46.168	133	22.662	240	28.394		25	1:30.453	45.939	130	22.568	240	21.946	192
12	8:31.035	7:45.966	132	22.885	236	22.184	192	26	1:30.338	46.074	129	22.400	240	21.864	191
13	1:31.295	46.637	133	22.754	238	21.904	192	27	1:36.051	46.515	129	22.508	241	27.028	
14	1:36.030	46.196	133	22.668	240	27.166									

24 Albert von Thurn und Taxis, DEU/ Tomas Enge, CZE

theoretical besttime: 1:29.516

1	2:43.724	1:44.488	116	25.018	215	34.218		14	4:12.411	3:26.869	123	22.870	243	22.672	195
2	4:17.695	3:31.169	125	23.664	242	22.862	192	15	1:32.527	47.346	126	22.724	244	22.457	195
3	1:34.607	48.704	125	23.150	243	22.753	194	16	1:32.074	47.162	123	22.673	243	22.239	195
4	1:32.852	47.632	126	22.849	244	22.371	195	17	1:31.915	46.971	124	22.740	245	22.204	195
5	1:33.486	48.057	127	22.935	243	22.494	194	18	1:37.524	47.211	128	22.632	245	27.681	
6	1:32.361	47.224	128	22.646	244	22.491	195	19	3:42.452	2:55.275	117	23.286	240	23.891	195



ADAC GT Masters



Lap Analysis Free Practice 1

Provisional

Reg. Nr.: 255/14

Friday 29.8.2014 08:30

Nürburgring Sprint NGK, Length: 3629 m

Air temperature: 16.1°C

Track temperature: 18.5°C

Weather condition: Dry

Lap	Time	SE1	SP1	SE2	SP2	SE3	SP3	Lap	Time	SE1	SP1	SE2	SP2	SE3	SP3
7	1:32.258	47.261	127	22.729	245	22.268	195	20	1:34.865	49.965	125	22.639	245	22.261	195
8	1:32.356	47.220	127	22.745	244	22.391	194	21	1:30.623	46.449	128	22.297	246	21.877	195
9	1:32.084	47.002	127	22.734	245	22.348	195	22	1:29.976	45.822	129	22.297	244	21.857	195
10	1:32.225	47.002	130	22.665	245	22.558	195	23	1:29.687	45.785	130	22.314	245	21.588	197
11	1:39.980	47.524	126	23.821	245	28.635		24	1:29.721	45.710	130	22.218	245	21.793	196
12	5:36.034	4:42.532	119	23.607	218	29.895		25	1:35.672	45.933	131	22.371	246	27.368	
13	7:43.073	6:50.525	123	23.206	241	29.342									

26 Renger van der Zande, NLD/ Maximilian Götz, DEU

theoretical besttime: 1:28.949

1	2:42.693	1:52.765	117	25.663	213	24.265	189	18	1:30.561	46.153	134	22.389	242	22.019	193
2	1:35.916	49.643	134	23.718	234	22.555	191	19	1:37.170	46.353	132	22.580	242	28.237	
3	1:30.634	46.310	137	22.607	240	21.717	193	20	4:37.246	3:51.183	134	23.940	241	22.123	192
4	1:30.133	45.746	138	22.361	242	22.026	193	21	1:37.632	46.375	132	22.488	242	28.769	
5	1:29.878	45.899	138	22.340	241	21.639	193	22	4:38.591	3:51.835	130	23.806	174	22.950	193
6	1:29.824	45.915	135	22.337	241	21.572	193	23	1:33.019	46.391	124	24.324	203	22.304	194
7	1:29.729	45.697	138	22.310	242	21.722	193	24	1:29.301	45.609	138	22.261	242	21.431	194
8	1:29.699	45.541	136	22.388	242	21.770	193	25	1:29.057	45.523	137	22.090	243	21.444	193
9	1:36.247	45.744	135	22.345	243	28.158		26	1:28.950	45.445	136	22.077	243	21.428	194
10	4:52.705	4:04.294	134	23.078	239	25.333	192	27	1:29.241	45.512	136	22.165	243	21.564	193
11	1:31.514	46.978	131	22.624	241	21.912	193	28	1:34.027	45.655	136	22.076	243	26.296	
12	1:31.500	46.376	132	22.542	242	22.582	191	29	2:33.818	1:49.791	135	22.372	242	21.655	193
13	1:31.394	46.913	131	22.528	241	21.953	193	30	1:30.367	46.140	133	22.313	243	21.914	193
14	1:30.975	46.550	131	22.564	241	21.861	192	31	1:29.559	45.592	133	22.219	243	21.748	193
15	1:30.928	46.684	132	22.445	242	21.799	192	32	1:29.598	45.715	132	22.227	243	21.656	194
16	1:30.319	46.099	131	22.455	242	21.765	193	33	1:49.601	51.412	113	25.689	184	32.500	
17	1:30.275	46.019	132	22.542	241	21.714	192								

27 Luca Stolz, DEU/ Mathias Lauda, AUT

theoretical besttime: 1:30.250

1	3:31.563	2:41.701	124	25.568	209	24.294	186	15	1:31.458	46.864	132	22.544	240	22.050	192
2	1:34.097	48.744	133	22.994	238	22.359	192	16	1:39.413	46.502	131	22.623	239	30.288	
3	1:32.148	47.259	134	22.756	240	22.133	192	17	15:24.105	14:37.426	120	24.378	237	22.301	190
4	1:32.401	46.667	131	22.902	237	22.832	193	18	1:31.129	46.771	129	22.556	239	21.802	190
5	1:31.549	46.790	133	22.819	239	21.940	192	19	1:30.626	46.322	133	22.595	240	21.709	193
6	1:31.937	47.310	133	22.671	240	21.956	192	20	1:30.264	46.248	134	22.349	240	21.667	192
7	1:30.897	46.663	132	22.450	240	21.784	193	21	1:30.385	46.309	132	22.362	241	21.714	193
8	1:38.900	47.535	127	22.698	240	28.667		22	1:30.379	46.266	133	22.341	241	21.772	193
9	4:05.575	3:14.884	123	27.062	236	23.629	192	23	1:39.196	47.924	132	22.487	241	28.785	
10	1:32.656	47.543	128	22.817	240	22.296	192	24	3:26.223	2:41.192	132	22.791	241	22.240	192
11	1:31.653	46.948	130	22.633	240	22.072	193	25	1:31.689	46.684	130	22.613	241	22.392	193
12	1:31.571	46.581	131	22.915	240	22.075	191	26	1:30.525	46.282	131	22.335	242	21.908	193
13	1:31.086	46.479	131	22.490	240	22.117	193	27	1:36.339	46.330	131	22.456	241	27.553	
14	1:36.140	50.981	133	23.003	240	22.156	192								

100 Florian Stoll, DEU/ Daniel Dobitsch, AUT

theoretical besttime: 1:30.896

1	2:46.105	1:54.460	122	25.454	188	26.191	182	17	1:35.649	47.703	130	23.551	233	24.395	187
2	1:45.450	51.336	127	23.713	231	30.401		18	1:31.383	46.599	130	22.779	233	22.005	187
3	4:06.545	3:20.660	132	23.261	231	22.624	186	19	1:31.255	46.378	132	22.827	233	22.050	187
4	1:32.694	46.955	130	22.992	233	22.747	187	20	1:37.443	46.813	131	22.956	217	27.674	
5	1:42.424	48.755	125	24.045	188	29.624		21	3:19.723	2:34.090	130	23.326	231	22.307	184
6	4:04.869	3:18.888	129	23.313	231	22.668	185	22	1:34.110	48.088	129	23.274	232	22.748	186
7	1:33.696	48.215	126	23.185	232	22.296	186	23	1:32.878	47.612	130	23.081	233	22.185	187
8	1:38.171	49.975	122	24.919	200	23.277	185	24	1:32.271	47.033	129	23.036	233	22.202	186
9	1:32.403	47.272	131	22.903	232	22.228	186	25	1:33.170	46.689	130	23.078	234	23.403	186
10	1:31.815	46.803	131	22.821	232	22.191	186	26	1:37.698	46.438	129	22.858	233	28.402	
11	1:31.287	46.573	131	22.780	233	21.934	187	27	3:12.135	2:25.434	132	23.060	234	23.641	185
12	1:36.580	46.435	131	22.944	233	27.201		28	1:31.578	46.430	130	22.962	234	22.186	186
13	3:23.898	2:38.809	130	22.885	233	22.204	186	29	1:32.656	47.040	131	23.200	232	22.416	187
14	1:31.727	46.736	131	22.831	233	22.160	187	30	1:31.379	46.183	131	22.837	234	22.359	184
15	1:31.432	46.530	130	22.871	234	22.031	188	31	1:32.039	46.926	129	23.022	232	22.091	187
16	1:31.740	46.712	133	22.780	234	22.248	188	32	1:41.528	47.210	127	23.033	234	31.285	



ADAC GT Masters

Lap Analysis Free Practice 1



Provisional

Nürburgring Sprint NGK, Length: 3629 m

Air temperature: 16.1°C

Track temperature: 18.5°C

Weather condition: Dry

Reg. Nr.: 255/14

Friday 29.8.2014 08:30

Lap	Time	SE1	SP1	SE2	SP2	SE3	SP3	Lap	Time	SE1	SP1	SE2	SP2	SE3	SP3
-----	------	-----	-----	-----	-----	-----	-----	-----	------	-----	-----	-----	-----	-----	-----