

Ergebnis

ADAC Junior Cup *powered by KTM*

2014

V7 Speedweek Oschersleben

vom

22. - 24.08.2014

German Speedweek Oschersleben

ADAC Junior Cup powered by KTM - freies Training

21 - 24 August 2014
Oschersleben - 3667 mtr.


Pos	Nbr	Name / Entrant	Motorcycle / City	Fastest	In	Gap	Diff	Laps	Km/h
1	6	Lukas Tulovic ADAC Nordbaden e.V. / Levior RT Racing	KTM RC390 Eberbach	1:44.203	19			19	126.69
2	7	Tim Georgi ADAC Berlin-Brandenburg e.V. / Team Berg	KTM RC390 Berlin	1:44.289	18	0.086	0.086	18	126.58
3	11	Pedro John ADAC Württemberg e.V.	KTM RC390 Ulm	1:44.915	18	0.712	0.626	19	125.83
4	4	Matthias Meggle ADAC Team Südbayern e.V.	KTM RC390 Reicholzried	1:44.967	19	0.764	0.052	20	125.77
5	17	Marc Zellhöfer ADAC Nordbayern e.V.	KTM RC390 Fürth	1:45.264	13	1.061	0.297	19	125.41
6	3	Dennis Norick Stelzer ADAC Sachsen e.V. / Beinlich Racing Team	KTM RC390 Dohma	1:45.519	17	1.316	0.255	20	125.11
7	5	Jonas Hähle ADAC Racing Team AMC Sachsenring e.V.	KTM RC390 Lugau	1:45.787	16	1.584	0.268	19	124.79
8	23	Kenny Leibold ADAC Württemberg e.V.	KTM RC390 Schlierbach	1:45.922	12	1.719	0.135	18	124.63
9	53	Michael Verbrugge Team Motorsportschool Zolder	KTM RC390 Kessel	1:47.059	17	2.856	1.137	17	123.31
10	20	Hagen Wiedemann ADAC Westfalen e.V. Bereich Sport	KTM RC390 Everswinkel	1:47.485	14	3.282	0.426	17	122.82
11	12	Leon Langstädtler ADAC Hessen-Thüringen e.V.	KTM RC390 Idstein	1:47.819	14	3.616	0.334	17	122.44
12	8	Maximilian Sohnus ADAC Team Südbayern e.V.	KTM RC390 Hausham	1:47.889	15	3.686	0.070	17	122.36
13	26	Toni Thurmayer ADAC Nordbayern e.V.	KTM RC390 Stockstadt	1:47.944	16	3.741	0.055	18	122.30
14	51	Jirka Mrkývka	KTM RC390 Brno	1:48.081	13	3.878	0.137	18	122.14
15	9	Milan Wiedemann ADAC Westfalen e.V. Bereich Sport	KTM RC390 Everswinkel	1:48.084	15	3.881	0.003	18	122.14
16	52	Petr Voslajer AMK Czech Budejovice	KTM RC390 Ratbor	1:48.404	13	4.201	0.320	17	121.78
17	1	Dominic Kaßner ADAC Racing Team AMC Sachsenring e.V.	KTM RC390 Kemtau	1:48.409	19	4.206	0.005	19	121.77
18	14	Jendrik Sättele ADAC Württemberg e.V.	KTM RC390 Balingen	1:48.536	15	4.333	0.127	16	121.63
19	18	Tom Günther ADAC Racing Team AMC Sachsenring e.V.	KTM RC390 Gersdorf	1:49.703	17	5.500	1.167	18	120.34
20	87	Lukas Wimmer	KTM RC390	1:50.380	3	6.177	0.677	3	119.60
21	50	Rokus Liaudanskas	KTM RC390 Baragine	1:51.119	15	6.916	0.739	16	118.80

Fastest time : 1:44.203 in lap 19 by nbr. 6 : Lukas Tulovic (KTM RC390)

Publication-time

Results and Laptimes : www.raceresults.nu

Timekeeping by : RSTime by Time Service BV

Clerk of the Course Otmar Bange	Steward	Timekeeper H. Roelse - TimeService.nl	
Page 1 of 2	Results remain provisional pending technical examination and decisions from the stewards of the meeting		



German Speedweek Oschersleben

ADAC Junior Cup powered by KTM - freies Training

21 - 24 August 2014
Oschersleben - 3667 mtr.

Pos	Nbr	Name / Entrant	Motorcycle / City	Fastest	In	Gap	Diff	Laps	Km/h
22	21	Marlon Schroeder ADAC Westfalen e.V. Bereich Sport	KTM RC390 Datteln	1:51.179	7	6.976	0.060	17	118.74
23	16	Yannik Tuisel ADAC e.V. Bereich Jugend und Sport	KTM RC390 Gladenbach	1:51.348	18	7.145	0.169	19	118.56
24	24	Yannick Kruse ADAC Ostwestfalen-Lippe e.V.	KTM RC390 Löhne	1:52.483	14	8.280	1.135	16	117.36
25	19	Chris Leibold ADAC Württemberg e.V.	KTM RC390 Schlierbach	1:52.513	9	8.310	0.030	17	117.33
26	54	Joel Kugler	KTM RC390 Rebstein	1:53.086	16	8.883	0.573	18	116.74
27	25	Jessica Langstädtler ADAC Hessen-Thüringen e.V.	KTM RC390 Idstein	1:56.861	14	12.658	3.775	16	112.96

Fastest time : 1:44.203 in lap 19 by nbr. 6 : Lukas Tulovic (KTM RC390)

Publication-time

Results and Laptimes : www.raceresults.nu

Timekeeping by : RSTime by Time Service BV

Clerk of the Course Otmnar Bange	Steward	Timekeeper H. Roelse - TimeService.nl	
Page 2 of 2	Results remain provisional pending technical examination and decisions from the stewards of the meeting		

German Speedweek Oschersleben

ADAC Junior Cup powered by KTM - freies Training
Laps and Sector Times

21 - 24 August 2014
Oschersleben - 3667 mtr.

1 Dominic Kaßner										KTM RC390									
lap	Sect-1	Speed	Sect-2	Speed	Sect-3	Speed	TopSpeed	laptime	pit	lap	Sect-1	Speed	Sect-2	Speed	Sect-3	Speed	Topspeed	laptime	pit
1	Out		42.455	156.7	33.269			2:01.491		11	39.428		37.903	161.9	<u>31.249</u>			1:48.580	
2	40.965		39.052	161.4	32.211			1:52.228		12	39.998		40.276	162.2	32.464			1:52.738	
3	40.360		38.687	160.7	32.169			1:51.216		13	39.223		38.262	161.7	In			2:05.494	P
4	40.033		38.016	162.4	31.421			1:49.470		14	Out		38.080	160.7	31.315			2:27.528	
5	39.642		38.486	158.8	32.333			1:50.461		15	39.327		38.443	161.2	31.362			1:49.132	
6	39.444		<u>37.676</u>	<u>165.1</u>	31.597			1:48.717		16	39.297		39.348	161.9	31.971			1:50.616	
7	39.511		38.413	162.9	31.714			1:49.638		17	39.344		38.187	161.4	31.435			1:48.966	
8	39.725		38.380	162.4	31.407			1:49.512		18	39.269		38.215	163.4	32.038			1:49.522	
9	39.525		40.662	161.4	31.272			1:51.459		19	<u>39.014</u>		37.786	152.8	31.609			<u>1:48.409</u>	
10	39.350		38.282	161.0	31.740			1:49.372		20									

3 Dennis Norick Stelzer										KTM RC390									
lap	Sect-1	Speed	Sect-2	Speed	Sect-3	Speed	TopSpeed	laptime	pit	lap	Sect-1	Speed	Sect-2	Speed	Sect-3	Speed	Topspeed	laptime	pit
1	Out		40.255	163.6	33.462			2:02.766		11	38.859		37.154	165.4	30.476			1:46.489	
2	41.991		38.406	165.1	32.087			1:52.484		12	38.699		37.061	164.6	30.645			1:46.405	
3	39.806		37.759	170.3	31.600			1:49.165		13	38.650		<u>36.820</u>	<u>170.9</u>	30.904			1:46.374	
4	39.427		37.943	169.8	31.179			1:48.549		14	45.545		38.365	163.6	30.799			1:54.709	
5	39.350		37.496	164.9	32.497			1:49.343		15	38.723		37.213	164.9	30.423			1:46.359	
6	39.195		37.881	161.2	31.078			1:48.154		16	38.665		37.456	165.6	30.459			1:46.580	
7	39.025		37.051	166.4	31.207			1:47.283		17	<u>38.171</u>		36.990	167.4	30.358			<u>1:45.519</u>	
8	38.945		37.087	168.5	31.124			1:47.156		18	38.403		36.886	165.9	30.366			1:45.655	
9	38.764		36.979	170.1	31.678			1:47.421		19	38.445		36.820	166.4	30.376			1:45.641	
10	39.012		37.356	164.9	30.713			1:47.081		20	38.478		36.981	166.4	<u>30.313</u>			1:45.772	

4 Matthias Meggle										KTM RC390									
lap	Sect-1	Speed	Sect-2	Speed	Sect-3	Speed	TopSpeed	laptime	pit	lap	Sect-1	Speed	Sect-2	Speed	Sect-3	Speed	Topspeed	laptime	pit
1	Out		41.656	167.2	34.050			2:02.801		11	39.022		38.928	168.0	30.555			1:48.505	
2	40.838		39.108	165.1	32.369			1:52.315		12	38.350		36.940	169.8	30.394			1:45.684	
3	39.854		38.184	165.9	31.347			1:49.385		13	38.604		37.279	170.1	30.628			1:46.511	
4	38.901		37.596	167.4	31.067			1:47.564		14	38.013		36.989	166.9	30.561			1:45.563	
5	38.766		37.515	166.7	31.150			1:47.431		15	38.871		37.069	168.8	30.452			1:46.392	
6	38.861		37.433	166.7	30.762			1:47.056		16	37.992		37.033	167.4	30.359			1:45.384	
7	38.535		37.094	<u>171.7</u>	30.896			1:46.525		17	38.167		36.782	168.0	30.377			1:45.326	
8	38.385		37.083	169.0	31.303			1:46.771		18	38.007		<u>36.710</u>	167.7	<u>30.260</u>			1:44.977	
9	38.356		37.582	166.9	30.800			1:46.738		19	<u>37.783</u>		36.899	169.0	30.285			<u>1:44.967</u>	
10	38.328		37.000	167.7	30.457			1:45.785		20	37.788		37.620	168.2	30.277			1:45.685	

5 Jonas Hähle										KTM RC390									
lap	Sect-1	Speed	Sect-2	Speed	Sect-3	Speed	TopSpeed	laptime	pit	lap	Sect-1	Speed	Sect-2	Speed	Sect-3	Speed	Topspeed	laptime	pit
1	Out		43.803	147.7	35.626			2:13.906		11	42.929		38.276	164.1	In			2:01.547	P
2	42.858		41.452	157.4	33.586			1:57.896		12	Out		37.642	<u>164.6</u>	30.719			2:52.607	
3	41.944		40.275	157.2	33.003			1:55.222		13	39.071		37.177	164.4	30.812			1:47.060	
4	40.684		39.101	161.2	32.457			1:52.242		14	<u>38.299</u>		36.982	163.9	31.564			1:46.845	
5	39.980		39.360	158.6	31.763			1:51.103		15	38.339		37.302	161.0	30.651			1:46.292	
6	39.394		38.301	161.4	31.488			1:49.183		16	38.416		<u>36.902</u>	162.9	<u>30.469</u>			<u>1:45.782</u>	
7	38.918		37.500	163.4	31.296			1:47.714		17	38.385		37.319	162.7	30.856			1:46.560	
8	38.725		37.277	163.6	30.886			1:46.888		18	38.619		37.278	163.1	30.696			1:46.593	
9	38.663		37.343	163.9	30.870			1:46.876		19	38.600		37.241	162.9	30.726			1:46.567	
10	38.539		37.162	161.0	30.784			1:46.485		20									

6 Lukas Tulovic										KTM RC390									
lap	Sect-1	Speed	Sect-2	Speed	Sect-3	Speed	TopSpeed	laptime	pit	lap	Sect-1	Speed	Sect-2	Speed	Sect-3	Speed	Topspeed	laptime	pit
1	Out		41.731	162.7	In			2:17.233	P	11	38.217		37.271	163.6	30.514			1:46.002	
2	Out		37.957	163.1	31.374			2:23.282		12	38.328		37.176	163.6	30.520			1:46.024	
3	39.164		37.942	163.9	31.242			1:48.348		13	38.223		36.750	165.6	30.719			1:45.692	
4	38.982		37.282	165.1	32.855			1:49.119		14	38.073		36.649	163.9	30.372			1:45.094	

German Speedweek Oschersleben

ADAC Junior Cup powered by KTM - freies Training Laps and Sector Times

21 - 24 August 2014
Oschersleben - 3667 mtr.

5	38.737	37.742	163.4	30.812	1:47.291	15	37.921	36.889	164.9	30.226	1:45.036
6	38.635	37.211	162.4	30.907	1:46.753	16	37.945	36.557	164.6	30.211	1:44.713
7	38.535	37.066	164.1	30.797	1:46.398	17	37.949	36.626	164.4	30.204	1:44.779
8	38.315	36.940	163.4	30.573	1:45.828	18	37.946	36.630	165.9	30.568	1:45.144
9	38.088	37.821	164.1	30.686	1:46.595	19	<u>37.808</u>	<u>36.379</u>	<u>166.4</u>	<u>30.016</u>	<u>1:44.203</u>
10	38.179	36.822	164.6	30.587	1:45.588	20					

7 Tim Georgi										KTM RC390										
lap	Sect-1	Speed	Sect-2	Speed	Sect-3	Speed	TopSpeed	laptime	pit	lap	Sect-1	Speed	Sect-2	Speed	Sect-3	Speed	Topspeed	laptime	pit	
1	Out		41.886	163.6	33.887		2:03.902			10	38.031		37.066	166.9	30.350				1:45.447	
2	41.195		39.106	168.5	32.602		1:52.903			11	37.858		37.427	165.6	30.059				1:45.344	
3	39.089		37.679	165.6	30.696		1:47.464			12	38.514		37.438	165.4	30.383				1:46.335	
4	39.152		37.680	167.7	In		2:05.090	P		13	37.940		36.910	166.7	30.134				1:44.984	
5	Out		38.140	164.6	30.770		3:27.220			14	37.781		36.849	166.9	30.134				1:44.764	
6	39.345		37.756	163.4	In		2:04.441	P		15	38.679		39.195	158.1	32.011				1:49.885	
7	Out		37.628	164.1	30.605		2:15.107			16	<u>37.623</u>		36.835	166.9	29.940				1:44.398	
8	38.286		37.070	167.4	30.289		1:45.645			17	37.676		<u>36.581</u>	<u>169.5</u>	30.373				1:44.630	
9	38.069		37.364	168.0	30.380		1:45.813			18	37.737		36.737	167.7	<u>29.815</u>				<u>1:44.289</u>	

8 Maximilian Sohnus										KTM RC390										
lap	Sect-1	Speed	Sect-2	Speed	Sect-3	Speed	TopSpeed	laptime	pit	lap	Sect-1	Speed	Sect-2	Speed	Sect-3	Speed	Topspeed	laptime	pit	
1	Out		50.158	134.0	34.816		2:19.886			10	40.306		38.215	161.0	In				1:58.594	P
2	42.191		44.395	137.6	34.152		2:00.738			11	Out		38.789	161.9	31.443				2:56.459	
3	41.436		38.265	161.9	32.545		1:52.246			12	39.494		38.605	162.4	31.363				1:49.462	
4	40.242		38.201	161.2	31.961		1:50.404			13	<u>39.228</u>		37.730	<u>164.4</u>	31.682				1:48.640	
5	39.572		38.046	161.4	In		2:00.308	P		14	39.517		37.687	161.4	31.493				1:48.697	
6	Out		38.293	159.8	31.609		2:53.388			15	39.248		<u>37.366</u>	162.4	<u>31.275</u>				<u>1:47.889</u>	
7	39.597		38.161	159.3	31.674		1:49.432			16	39.252		37.427	161.2	31.385				1:48.064	
8	39.764		37.860	160.7	31.624		1:49.248			17	39.404		38.377	129.0	In				2:05.755	P
9	39.948		37.834	160.0	33.040		1:50.822			18										

9 Milan Wiedemann										KTM RC390										
lap	Sect-1	Speed	Sect-2	Speed	Sect-3	Speed	TopSpeed	laptime	pit	lap	Sect-1	Speed	Sect-2	Speed	Sect-3	Speed	Topspeed	laptime	pit	
1	Out		43.875	157.9	35.150		2:08.468			10	39.612		38.606	163.1	33.936				1:52.154	
2	42.783		41.780	159.1	33.489		1:58.052			11	40.264		38.975	160.5	In				2:04.964	P
3	41.761		40.994	159.1	33.417		1:56.172			12	Out		39.081	160.7	31.707				3:13.725	
4	40.660		40.019	<u>163.4</u>	32.725		1:53.404			13	39.654		38.636	161.0	31.516				1:49.806	
5	40.591		39.674	161.7	33.025		1:53.290			14	39.466		38.649	161.4	31.306				1:49.421	
6	40.562		39.516	162.4	34.148		1:54.226			15	39.025		<u>37.907</u>	162.9	31.152				<u>1:48.084</u>	
7	40.457		39.267	161.0	32.198		1:51.922			16	39.256		38.157	161.9	31.681				1:49.094	
8	39.550		38.828	161.9	32.176		1:50.554			17	39.112		38.279	162.4	31.605				1:48.996	
9	40.049		39.039	161.4	32.046		1:51.134			18	<u>38.889</u>		38.225	162.2	<u>31.105</u>				1:48.219	

11 Pedro John										KTM RC390										
lap	Sect-1	Speed	Sect-2	Speed	Sect-3	Speed	TopSpeed	laptime	pit	lap	Sect-1	Speed	Sect-2	Speed	Sect-3	Speed	Topspeed	laptime	pit	
1	40.748		38.763	163.9	32.407		1:51.918			11	38.340		37.062	166.9	30.749				1:46.151	
2	39.575		38.265	165.1	31.750		1:49.590			12	38.922		37.295	165.4	30.685				1:46.902	
3	39.189		37.778	165.9	31.361		1:48.328			13	38.204		37.152	169.3	30.577				1:45.933	
4	38.984		37.847	165.1	32.222		1:49.053			14	37.968		36.918	165.6	30.361				1:45.247	
5	38.987		37.504	165.4	31.210		1:47.701			15	39.014		37.179	168.2	30.545				1:46.738	
6	38.683		37.499	165.9	31.045		1:47.227			16	37.989		36.780	170.1	30.275				1:45.044	
7	38.753		37.171	<u>170.9</u>	31.279		1:47.203			17	38.228		<u>36.736</u>	168.5	30.423				1:45.387	
8	38.332		37.654	169.3	31.009		1:46.995			18	<u>37.851</u>		36.836	169.5	<u>30.228</u>				<u>1:44.915</u>	
9	38.290		37.271	169.0	30.740		1:46.301			19	38.518		37.182	168.2	30.739				1:46.439	
10	38.165		37.444	165.6	30.854		1:46.463			20										

German Speedweek Oschersleben

ADAC Junior Cup powered by KTM - freies Training
Laps and Sector Times

21 - 24 August 2014
Oschersleben - 3667 mtr.

12 Leon Langstädtler									KTM RC390										
lap	Sect-1	Speed	Sect-2	Speed	Sect-3	Speed	TopSpeed	laptime	pit	lap	Sect-1	Speed	Sect-2	Speed	Sect-3	Speed	Topspeed	laptime	pit
1	41.228		38.967	165.6	32.489			1:52.684		10	39.571		38.559	157.2	In			2:01.353	P
2	40.864		38.645	161.4	31.979			1:51.488		11	Out		38.645	162.9	31.835			3:21.885	
3	39.852		38.553	156.3	31.580			1:49.985		12	39.331		<u>37.630</u>	163.9	31.064			1:48.025	
4	40.521		39.481	160.2	In			2:05.136	P	13	39.126		37.820	<u>166.4</u>	31.206			1:48.152	
5	Out		38.966	163.1	31.670			3:22.482		14	38.972		37.664	157.4	31.183			<u>1:47.819</u>	
6	39.823		38.139	162.9	31.713			1:49.675		15	39.726		38.652	161.0	31.288			1:49.666	
7	39.881		38.070	163.4	31.594			1:49.545		16	<u>38.943</u>		38.558	164.4	30.830			1:48.331	
8	39.431		38.000	165.6	31.666			1:49.097		17	39.644		37.868	162.9	<u>30.758</u>			1:48.270	
9	39.033		37.938	161.7	31.249			1:48.220		18									

14 Jendrik Sättele									KTM RC390										
lap	Sect-1	Speed	Sect-2	Speed	Sect-3	Speed	TopSpeed	laptime	pit	lap	Sect-1	Speed	Sect-2	Speed	Sect-3	Speed	Topspeed	laptime	pit
1	Out		45.632	148.4	35.073			2:12.837		9	40.804		38.358	<u>163.4</u>	31.748			1:50.910	
2	43.223		41.600	148.8	34.163			1:58.986		10	40.159		38.020	161.7	31.933			1:50.112	
3	43.453		39.793	163.1	33.067			1:56.313		11	40.165		38.240	161.9	32.251			1:50.656	
4	41.076		39.798	160.5	32.743			1:53.617		12	40.435		38.437	160.2	In			2:02.896	P
5	40.892		38.483	161.2	32.410			1:51.785		13	Out		38.455	160.5	32.087			2:21.489	
6	40.803		38.499	161.2	In			2:04.096	P	14	40.103		37.906	161.9	31.179			1:49.188	
7	Out		39.370	159.3	32.306			5:15.514		15	<u>39.612</u>		37.674	162.9	31.250			<u>1:48.536</u>	
8	40.543		38.372	161.0	31.766			1:50.681		16	39.744		<u>37.662</u>	<u>163.4</u>	<u>31.792</u>			1:49.198	

16 Yannik Tuisel									KTM RC390										
lap	Sect-1	Speed	Sect-2	Speed	Sect-3	Speed	TopSpeed	laptime	pit	lap	Sect-1	Speed	Sect-2	Speed	Sect-3	Speed	Topspeed	laptime	pit
1	Out		45.092	152.3	34.931			2:10.628		11	40.654		39.416	158.8	32.766			1:52.836	
2	42.560		42.139	152.5	34.082			1:58.781		12	40.852		40.060	158.4	32.678			1:53.590	
3	41.938		40.520	155.8	33.306			1:55.764		13	40.575		39.385	158.8	32.581			1:52.541	
4	41.085		40.280	157.0	32.800			1:54.165		14	41.400		39.712	157.4	32.536			1:53.648	
5	40.938		40.003	157.9	32.773			1:53.714		15	40.612		<u>38.983</u>	158.4	<u>31.984</u>			1:51.579	
6	41.257		40.309	157.4	32.846			1:54.412		16	44.301		39.468	158.6	32.169			1:55.938	
7	40.936		40.002	157.7	32.461			1:53.399		17	40.561		39.237	158.8	32.133			1:51.931	
8	41.084		39.847	157.2	32.736			1:53.667		18	<u>40.257</u>		38.989	157.9	32.102			<u>1:51.348</u>	
9	41.400		39.862	159.8	32.339			1:53.601		19	40.309		39.430	159.8	32.059			1:51.798	
10	41.107		40.059	<u>161.2</u>	32.122			1:53.288		20									

17 Marc Zellhöfer									KTM RC390										
lap	Sect-1	Speed	Sect-2	Speed	Sect-3	Speed	TopSpeed	laptime	pit	lap	Sect-1	Speed	Sect-2	Speed	Sect-3	Speed	Topspeed	laptime	pit
1	Out		40.528	159.3	32.370			2:00.876		11	38.159		36.980	163.1	30.218			1:45.357	
2	39.980		40.996	157.4	<u>32.933</u>			1:53.909		12	38.486		37.246	162.7	30.892			1:46.624	
3	39.072		37.223	164.6	31.091			1:47.386		13	38.215		36.938	164.4	30.111			<u>1:45.264</u>	
4	38.927		37.068	164.1	30.917			1:46.912		14	41.145		38.246	163.1	30.655			1:50.046	
5	38.861		37.235	164.1	30.404			1:46.500		15	38.260		36.968	<u>165.1</u>	30.423			1:45.651	
6	41.372		39.628	163.9	30.558			1:51.558		16	38.768		37.019	163.6	32.198			1:47.985	
7	39.574		38.287	149.6	31.229			1:49.090		17	43.248		38.316	161.7	30.770			1:52.334	
8	38.337		37.004	164.6	30.259			1:45.600		18	38.719		<u>36.905</u>	162.9	30.296			1:45.920	
9	38.039		37.361	164.4	32.967			1:48.367		19	<u>37.986</u>		37.078	162.7	30.251			1:45.315	
10	46.016		39.603	160.2	30.726			1:56.345		20									

18 Tom Günther									KTM RC390										
lap	Sect-1	Speed	Sect-2	Speed	Sect-3	Speed	TopSpeed	laptime	pit	lap	Sect-1	Speed	Sect-2	Speed	Sect-3	Speed	Topspeed	laptime	pit
1	Out		43.716	161.4	34.798			2:10.157		10	40.678		39.572	161.4	32.130			1:52.380	
2	42.631		41.063	153.0	34.028			1:57.722		11	40.400		39.252	160.7	In			2:10.455	P
3	42.512		39.933	161.2	33.033			1:55.478		12	Out		39.193	160.7	31.796			2:57.503	
4	41.300		39.782	161.9	33.112			1:54.194		13	40.015		38.820	160.7	32.017			1:50.852	
5	41.241		39.206	160.5	32.718			1:53.165		14	40.199		38.924	161.0	<u>31.667</u>			1:50.790	
6	40.415		38.950	162.4	32.345			1:51.710		15	39.678		39.014	160.7	31.896			1:50.588	
7	40.758		39.641	160.2	32.273			1:52.672		16	39.589		38.820	161.4	31.697			1:50.106	

German Speedweek Oschersleben

ADAC Junior Cup powered by KTM - freies Training Laps and Sector Times

21 - 24 August 2014
Oschersleben - 3667 mtr.

8	40.563	39.145	162.2	32.072	1:51.780	17	<u>39.482</u>	<u>38.545</u>	164.6	31.676	<u>1:49.703</u>
9	41.081	39.645	159.8	32.340	1:53.066	18	39.508	38.904	<u>164.6</u>	31.717	1:50.129

19 Chris Leibold										KTM RC390										
lap	Sect-1	Speed	Sect-2	Speed	Sect-3	Speed	TopSpeed	laptime	pit	lap	Sect-1	Speed	Sect-2	Speed	Sect-3	Speed	Topspeed	laptime	pit	
1	Out		44.729	155.8	35.669		2:12.436			10	40.914		39.638	157.2	32.358				1:52.910	
2	43.786		1:01.239	135.7	34.631		2:19.656			11	40.757		40.489	156.5	32.354				1:53.600	
3	43.651		41.038	157.2	33.109		1:57.798			12	<u>40.739</u>		<u>39.353</u>	158.6	32.466				1:52.558	
4	41.463		40.320	158.8	32.776		1:54.559			13	40.803		39.962	<u>161.9</u>	In				2:04.191	P
5	41.018		39.792	157.9	33.021		1:53.831			14	Out		40.408	156.5	32.667				3:48.729	
6	41.045		39.743	157.0	32.312		1:53.100			15	41.184		40.050	157.0	32.740				1:53.974	
7	40.959		39.478	157.9	33.059		1:53.496			16	41.056		39.941	157.4	32.343				1:53.340	
8	40.981		39.599	157.7	32.360		1:52.940			17	40.883		39.714	157.7	32.309				1:52.906	
9	40.813		39.415	157.9	<u>32.285</u>		<u>1:52.513</u>			18										

20 Hagen Wiedemann										KTM RC390										
lap	Sect-1	Speed	Sect-2	Speed	Sect-3	Speed	TopSpeed	laptime	pit	lap	Sect-1	Speed	Sect-2	Speed	Sect-3	Speed	Topspeed	laptime	pit	
1	Out		44.544	153.0	36.303		2:16.009			10	40.452		42.829	150.8	In				2:17.304	P
2	43.980		42.491	153.8	34.165		2:00.636			11	Out		38.658	161.4	31.394				3:56.216	
3	41.714		40.082	156.7	32.630		1:54.426			12	39.621		38.746	159.8	31.256				1:49.623	
4	40.545		39.245	159.1	32.187		1:51.977			13	39.520		37.603	162.4	31.629				1:48.752	
5	40.098		38.448	159.3	31.898		1:50.444			14	<u>39.036</u>		37.625	160.7	30.824				<u>1:47.485</u>	
6	39.894		38.349	160.0	31.374		1:49.617			15	39.246		37.642	160.2	30.821				1:47.709	
7	39.715		39.196	<u>165.6</u>	31.451		1:50.362			16	39.425		<u>37.339</u>	161.9	<u>30.748</u>				1:47.512	
8	39.318		37.705	159.8	31.078		1:48.101			17	40.218		39.926	116.3	In				2:06.201	P
9	39.295		37.825	159.8	30.959		1:48.079			18										

21 Marlon Schroeder										KTM RC390										
lap	Sect-1	Speed	Sect-2	Speed	Sect-3	Speed	TopSpeed	laptime	pit	lap	Sect-1	Speed	Sect-2	Speed	Sect-3	Speed	Topspeed	laptime	pit	
1	Out		43.037	155.8	35.354		2:06.754			10	41.524		43.711	153.2	32.625				1:57.860	
2	42.010		39.647	<u>164.9</u>	33.582		1:55.239			11	40.435		39.332	157.0	32.553				1:52.320	
3	40.764		39.385	160.0	33.811		1:53.960			12	40.292		38.839	159.5	32.179				1:51.310	
4	43.012		42.333	141.5	33.825		1:59.170			13	<u>40.103</u>		39.219	157.4	32.066				1:51.388	
5	41.234		40.665	158.4	In		2:05.711	P		14	40.813		40.155	150.0	In				2:04.493	P
6	Out		39.158	161.2	32.895		3:06.733			15	Out		42.281	144.0	32.528				3:00.782	
7	40.644		<u>38.470</u>	161.9	<u>32.065</u>		<u>1:51.179</u>			16	40.915		39.182	157.9	32.444				1:52.541	
8	40.363		38.815	160.2	32.356		1:51.534			17	40.469		39.180	157.7	32.191				1:51.840	
9	40.411		39.072	158.4	32.405		1:51.888			18										

23 Kenny Leibold										KTM RC390										
lap	Sect-1	Speed	Sect-2	Speed	Sect-3	Speed	TopSpeed	laptime	pit	lap	Sect-1	Speed	Sect-2	Speed	Sect-3	Speed	Topspeed	laptime	pit	
1	Out		41.175	158.8	33.305		2:03.209			10	Out		37.789	161.4	30.761				3:20.677	
2	40.907		38.731	<u>166.9</u>	32.396		1:52.034			11	38.621		37.033	162.7	30.660				1:46.314	
3	41.186		38.136	163.9	31.127		1:50.449			12	38.539		37.007	163.4	<u>30.376</u>				<u>1:45.922</u>	
4	38.932		38.075	162.4	30.862		1:47.869			13	<u>38.412</u>		45.653	154.5	31.792				1:55.857	
5	39.166		37.659	162.4	31.169		1:47.994			14	43.140		39.842	160.2	30.805				1:53.787	
6	38.513		37.150	161.2	30.679		1:46.342			15	38.652		37.019	161.2	30.543				1:46.214	
7	38.522		37.093	162.4	30.594		1:46.209			16	38.475		<u>36.882</u>	163.6	31.011				1:46.368	
8	39.213		37.648	164.4	30.625		1:47.486			17	56.852		59.505	142.7	30.851				2:27.208	
9	38.649		37.770	159.1	In		2:03.803	P		18	38.458		38.635	128.0	32.448				1:49.541	

24 Yannick Kruse										KTM RC390										
lap	Sect-1	Speed	Sect-2	Speed	Sect-3	Speed	TopSpeed	laptime	pit	lap	Sect-1	Speed	Sect-2	Speed	Sect-3	Speed	Topspeed	laptime	pit	
1	Out		47.332	143.0	37.567		2:18.222			9	Out		40.450	159.5	32.554				3:57.037	
2	45.148		43.477	157.9	34.873		2:03.498			10	41.095		39.694	160.0	32.490				1:53.279	
3	42.643		41.566	159.1	33.715		1:57.924			11	<u>40.705</u>		39.598	160.7	32.807				1:53.110	
4	41.943		40.923	158.6	34.639		1:57.505			12	41.372		39.794	160.5	36.099				1:57.265	
5	41.468		40.118	161.7	32.678		1:54.264			13	40.962		39.925	161.4	32.290				1:53.177	

German Speedweek Oschersleben

ADAC Junior Cup powered by KTM - freies Training Laps and Sector Times

21 - 24 August 2014
Oschersleben - 3667 mtr.

6	41.498	39.800	161.4	32.434	1:53.732	14	40.972	39.364	161.0	<u>32.147</u>	1:52.483	
7	41.014	39.621	161.9	32.410	1:53.045	15	40.958	<u>39.334</u>	160.2	32.300	1:52.592	
8	41.385	40.388	<u>162.7</u>	In	2:15.760	P 16	40.923	40.079	159.3	In	2:15.462	P

25 Jessica Langstädler										KTM RC390									
lap	Sect-1	Speed	Sect-2	Speed	Sect-3	Speed	TopSpeed	laptime	pit	lap	Sect-1	Speed	Sect-2	Speed	Sect-3	Speed	Topspeed	laptime	pit
1	Out		48.169	152.5	38.283			2:22.965		9	42.694		41.897	153.0	34.574			1:59.165	
2	47.437		46.192	154.9	36.725			2:10.354		10	42.637		41.846	<u>161.9</u>	In			2:10.875	P
3	45.505		43.635	155.2	36.279			2:05.419		11	Out		43.885	153.8	35.653			3:09.199	
4	43.956		43.027	156.1	35.642			2:02.625		12	43.093		41.246	157.2	34.386			1:58.725	
5	43.563		42.888	158.6	35.091			2:01.542		13	42.209		<u>40.921</u>	158.4	<u>33.845</u>			1:56.975	
6	43.563		42.547	150.0	35.052			2:01.162		14	<u>41.900</u>		41.050	157.4	33.911			<u>1:56.861</u>	
7	43.154		41.755	158.8	34.764			1:59.673		15	42.227		42.411	149.2	In			2:12.551	P
8	42.542		41.635	154.3	34.309			1:58.486		16	Out		42.047	160.5	34.015			3:07.664	

26 Toni Thurmayer										KTM RC390									
lap	Sect-1	Speed	Sect-2	Speed	Sect-3	Speed	TopSpeed	laptime	pit	lap	Sect-1	Speed	Sect-2	Speed	Sect-3	Speed	Topspeed	laptime	pit
1	Out		42.357	155.6	33.919			2:05.854		10	39.652		37.991	155.6	In			2:01.775	P
2	41.441		39.680	161.2	32.476			1:53.597		11	Out		41.434	157.7	32.605			4:34.884	
3	40.888		38.535	165.9	32.156			1:51.579		12	40.699		39.690	163.4	31.622			1:52.011	
4	40.267		38.778	165.4	31.954			1:50.999		13	39.784		37.863	165.4	31.199			1:48.846	
5	40.229		38.225	165.6	31.859			1:50.313		14	39.603		37.841	164.4	31.064			1:48.508	
6	39.850		38.040	164.9	31.470			1:49.360		15	39.517		37.743	160.2	31.168			1:48.428	
7	39.805		38.139	164.4	31.417			1:49.361		16	39.509		<u>37.444</u>	165.9	<u>30.991</u>			<u>1:47.944</u>	
8	39.569		37.806	165.1	31.192			1:48.567		17	<u>39.485</u>		37.838	163.9	31.616			1:48.939	
9	39.685		37.775	<u>167.4</u>	32.060			1:49.520		18	39.580		37.778	162.9	31.233			1:48.591	

50 Rokus Liaudanskas										KTM RC390									
lap	Sect-1	Speed	Sect-2	Speed	Sect-3	Speed	TopSpeed	laptime	pit	lap	Sect-1	Speed	Sect-2	Speed	Sect-3	Speed	Topspeed	laptime	pit
1	Out		43.681	158.1	35.130			2:10.833		9	40.560		39.143	160.7	32.448			1:52.151	
2	42.609		41.165	154.5	33.691			1:57.465		10	40.322		39.354	158.1	32.586			1:52.262	
3	41.002		39.255	161.0	33.099			1:53.356		11	41.446		39.902	159.3	34.571			1:55.919	
4	41.036		<u>38.918</u>	<u>161.2</u>	32.831			1:52.785		12	41.809		41.728	149.2	In			2:12.646	P
5	39.881		46.274	122.2	In			2:15.763	P	13	Out		40.965	159.3	32.537			5:09.624	
6	Out		40.807	156.1	33.651			3:36.646		14	40.376		39.068	159.8	32.311			1:51.755	
7	40.332		39.581	159.5	32.462			1:52.375		15	<u>39.838</u>		39.179	160.5	32.102			<u>1:51.119</u>	
8	40.064		39.071	161.0	32.691			1:51.826		16	40.835		39.247	160.2	<u>32.290</u>			1:52.372	

51 Jirka Mrkývka										KTM RC390									
lap	Sect-1	Speed	Sect-2	Speed	Sect-3	Speed	TopSpeed	laptime	pit	lap	Sect-1	Speed	Sect-2	Speed	Sect-3	Speed	Topspeed	laptime	pit
1	Out		42.843	157.2	35.031			2:08.269		10	Out		38.377	162.9	31.585			3:14.941	
2	42.718		40.670	158.8	34.450			1:57.838		11	39.636		38.252	161.4	31.379			1:49.267	
3	41.449		39.914	159.1	33.285			1:54.648		12	39.490		37.783	164.4	31.297			1:48.570	
4	40.474		39.141	157.4	32.396			1:52.011		13	39.220		37.785	161.7	31.076			<u>1:48.081</u>	
5	39.929		38.599	160.7	32.068			1:50.596		14	<u>39.036</u>		38.836	156.7	31.615			1:49.487	
6	39.594		38.213	161.2	31.664			1:49.471		15	44.662		39.046	<u>164.9</u>	<u>30.912</u>			1:54.620	
7	39.798		38.108	161.7	31.647			1:49.553		16	39.189		43.609	129.0	31.368			1:54.166	
8	39.338		<u>37.579</u>	163.4	31.834			1:48.751		17	39.310		37.885	161.4	31.225			1:48.420	
9	39.825		38.377	164.6	In			2:03.267	P	18	39.136		38.288	156.5	32.216			1:49.640	

52 Petr Voslajer										KTM RC390									
lap	Sect-1	Speed	Sect-2	Speed	Sect-3	Speed	TopSpeed	laptime	pit	lap	Sect-1	Speed	Sect-2	Speed	Sect-3	Speed	Topspeed	laptime	pit
1	Out		42.206	155.6	34.575			2:06.389		10	Out		38.811	158.8	31.584			3:14.254	
2	41.449		39.360	160.2	33.013			1:53.822		11	39.734		37.860	161.0	31.404			1:48.998	
3	41.057		38.901	158.8	32.581			1:52.539		12	39.531		37.875	160.5	31.391			1:48.797	
4	40.250		38.757	160.5	32.331			1:51.338		13	39.472		37.751	159.5	<u>31.181</u>			<u>1:48.404</u>	
5	39.973		38.429	161.0	31.768			1:50.170		14	40.851		41.660	147.3	In			2:04.453	P
6	39.749		38.029	161.9	31.756			1:49.534		15	Out		40.136	157.9	32.645			4:01.808	

German Speedweek Oschersleben

ADAC Junior Cup powered by KTM - freies Training Laps and Sector Times

21 - 24 August 2014
Oschersleben - 3667 mtr.

7	39.563	37.884	162.7	31.520	1:48.967	16	41.002	39.036	162.4	32.708	1:52.746
8	<u>39.437</u>	<u>37.665</u>	<u>163.4</u>	31.464	1:48.566	17	40.436	39.055	159.8	In	2:05.410 P
9	39.549	38.275	159.1	In	2:03.484 P	18					

53 Michael Verbrugghe										KTM RC390										
lap	Sect-1	Speed	Sect-2	Speed	Sect-3	Speed	TopSpeed	laptime	pit	lap	Sect-1	Speed	Sect-2	Speed	Sect-3	Speed	Topspeed	laptime	pit	
1	Out		42.809	160.0	35.021			2:10.367		10	40.656		37.972	164.4	In				2:03.353 P	
2	42.637		39.625	165.4	33.113			1:55.375		11	Out		40.143	156.3	32.458				5:10.200	
3	40.394		38.738	161.2	32.646			1:51.778		12	45.541		38.232	159.8	32.031				1:55.804	
4	40.503		38.508	163.6	32.359			1:51.370		13	39.457		37.825	163.6	31.401				1:48.683	
5	40.055		38.372	163.6	32.162			1:50.589		14	39.229		38.014	163.1	31.233				1:48.476	
6	54.915		43.450	161.4	32.122			2:10.487		15	39.226		37.631	163.6	31.557				1:48.414	
7	39.930		38.080	162.4	31.835			1:49.845		16	39.165		37.739	164.1	31.260				1:48.164	
8	39.629		38.388	161.4	32.336			1:50.353		17	<u>38.618</u>		<u>37.456</u>	165.1	<u>30.985</u>				<u>1:47.059</u>	
9	39.781		38.540	<u>165.9</u>	32.770			1:51.091		18										

54 Joel Kugler										KTM RC390										
lap	Sect-1	Speed	Sect-2	Speed	Sect-3	Speed	TopSpeed	laptime	pit	lap	Sect-1	Speed	Sect-2	Speed	Sect-3	Speed	Topspeed	laptime	pit	
1	Out		44.792	155.6	35.085			2:11.265		10	40.805		39.923	161.9	32.616				1:53.344	
2	43.203		43.006	161.4	35.306			2:01.515		11	41.071		40.120	<u>164.1</u>	32.653				1:53.844	
3	42.389		41.919	160.2	34.202			1:58.510		12	40.720		39.949	162.7	32.905				1:53.574	
4	41.674		40.384	158.4	35.052			1:57.110		13	41.460		41.276	163.6	33.242				1:55.978	
5	41.734		40.513	162.7	33.460			1:55.707		14	<u>40.341</u>		40.244	158.4	32.918				1:53.503	
6	41.298		40.263	161.9	32.965			1:54.526		15	40.516		39.832	162.2	32.933				1:53.281	
7	40.833		40.335	163.4	32.946			1:54.114		16	40.451		39.993	161.4	32.642				<u>1:53.086</u>	
8	40.356		<u>39.726</u>	162.7	33.077			1:53.159		17	40.819		40.038	163.1	33.227				1:54.084	
9	40.696		40.057	163.1	<u>32.569</u>			1:53.322		18	40.463		39.891	161.9	33.307				1:53.661	

87 Lukas Wimmer										KTM RC390										
lap	Sect-1	Speed	Sect-2	Speed	Sect-3	Speed	TopSpeed	laptime	pit	lap	Sect-1	Speed	Sect-2	Speed	Sect-3	Speed	Topspeed	laptime	pit	
1	Out		44.346	157.4	33.993			2:08.156		3	<u>39.572</u>		38.492	161.4	32.316				<u>1:50.380</u>	
2	41.545		39.160	161.7	<u>32.039</u>			1:52.744		4										



German Speedweek Oschersleben

ADAC Junior Cup powered by KTM - freies Training Laptimes

21 - 24 August 2014
Oschersleben - 3667 mtr.

Pos	Nbr	Name / Team name	Gap	1	2	3	4	5	6	7	8	9	10	11	12	13	14	15	16	17	18	19	20
1	6	Lukas Tulovic		2:17.233	2:23.282	1:48.348	1:49.119	1:47.291	1:46.753	1:46.398	1:45.828	1:46.595	1:45.588	1:46.002	1:46.024	1:45.692	1:45.094	1:45.036	1:44.713	1:44.779	1:45.144	1:44.203	
2	7	Tim Georgi	0.086	2:03.902	1:52.903	1:47.464	2:05.090	3:27.220	2:04.441	2:15.107	1:45.645	1:45.813	1:45.447	1:45.344	1:46.335	1:44.984	1:44.764	1:49.885	1:44.398	1:44.630	1:44.289		
3	11	Pedro John	0.712	1:51.918	1:49.590	1:48.328	1:49.053	1:47.701	1:47.227	1:47.203	1:46.995	1:46.301	1:46.463	1:46.151	1:48.902	1:45.933	1:45.247	1:46.738	1:45.044	1:45.387	1:44.915	1:46.439	
4	4	Matthias Meggle	0.764	2:02.801	1:52.315	1:49.385	1:47.564	1:47.431	1:47.056	1:46.525	1:46.771	1:46.738	1:45.785	1:48.505	1:45.684	1:46.511	1:45.563	1:46.392	1:45.384	1:45.326	1:44.977	1:44.967	1:45.685
5	17	Marc Zellhöfer	1.061	2:00.876	1:53.909	1:47.386	1:46.912	1:46.500	1:51.558	1:49.090	1:45.600	1:48.367	1:56.345	1:45.357	1:46.624	1:45.264	1:50.046	1:45.651	1:47.985	1:52.334	1:45.920	1:45.315	
6	3	Dennis Norick Steitzer	1.316	2:02.766	1:52.484	1:49.165	1:48.549	1:49.343	1:48.154	1:47.283	1:47.156	1:47.421	1:47.081	1:46.489	1:46.405	1:46.374	1:54.709	1:46.359	1:46.580	1:45.519	1:45.655	1:45.641	1:45.772
7	5	Jonas Hähle	1.584	2:13.906	1:57.896	1:55.222	1:52.242	1:51.103	1:49.183	1:47.714	1:46.888	1:46.876	1:46.485	2:01.547	2:52.607	1:47.060	1:46.845	1:46.292	1:45.787	1:46.580	1:46.593	1:46.567	
8	23	Kenny Leibold	1.719	2:03.209	1:52.034	1:50.449	1:47.869	1:47.994	1:46.342	1:46.209	1:47.486	2:03.803	3:20.677	1:46.314	1:45.922	1:55.857	1:53.787	1:46.214	1:46.368	2:27.208	1:49.541		
9	53	Michael Verbrugge	2.856	2:10.367	1:55.375	1:51.778	1:51.370	1:50.589	2:10.487	1:49.845	1:50.353	1:51.091	2:03.353	5:10.200	1:55.804	1:48.683	1:48.476	1:48.414	1:46.164	1:47.059			
10	20	Hagen Wiedemann	3.282	2:16.009	2:00.636	1:54.426	1:51.977	1:50.444	1:49.617	1:50.362	1:48.101	1:48.079	2:17.304	3:56.216	1:49.623	1:48.752	1:47.485	1:47.709	1:47.512	2:06.201			
11	12	Leon Langstädtler	3.616	1:52.684	1:51.488	1:49.985	2:05.136	3:22.482	1:49.675	1:49.545	1:49.097	1:48.220	2:01.353	3:21.885	1:48.025	1:48.152	1:47.819	1:49.666	1:48.331	1:48.270			
12	8	Maximilian Sohnius	3.686	2:19.886	2:00.738	1:52.246	1:50.404	2:00.308	2:53.388	1:49.432	1:49.248	1:50.822	1:58.594	2:56.459	1:49.462	1:48.640	1:48.697	1:47.889	1:48.064	2:05.755			
13	26	Toni Thurmayer	3.741	2:05.854	1:53.597	1:51.579	1:50.989	1:50.313	1:49.360	1:49.361	1:48.567	1:49.520	2:01.775	4:34.884	1:52.011	1:48.846	1:48.508	1:48.428	1:47.944	1:48.939	1:48.591		
14	51	Jirka Mrkvyka	3.878	2:08.269	1:57.838	1:54.648	1:52.011	1:50.596	1:49.471	1:49.553	1:48.751	2:03.267	3:14.941	1:49.267	1:48.570	1:48.081	1:49.487	1:54.620	1:54.166	1:48.420	1:49.640		
15	9	Milan Wiedemann	3.881	2:08.468	1:58.052	1:56.172	1:53.404	1:53.290	1:54.226	1:51.922	1:50.554	1:51.134	1:52.154	2:04.964	3:13.725	1:49.806	1:49.421	1:48.084	1:49.094	1:48.996	1:48.219		
16	52	Petr Voslajer	4.201	2:06.389	1:53.822	1:52.539	1:51.338	1:50.170	1:49.534	1:48.967	1:48.566	2:03.484	3:14.254	1:48.998	1:48.797	1:48.404	2:04.453	4:01.808	1:52.746	2:05.410			
17	1	Dominic Kalbner	4.206	2:01.491	1:52.228	1:51.216	1:49.470	1:50.461	1:48.717	1:49.638	1:49.512	1:51.459	1:49.372	1:48.580	1:52.738	2:05.494	2:27.528	1:49.132	1:50.616	1:48.966	1:49.522	1:48.409	
18	14	Jendrik Sättele	4.333	2:12.837	1:58.986	1:56.313	1:53.617	1:51.785	2:04.096	5:15.514	1:50.881	1:50.910	1:50.112	1:50.656	2:02.896	2:21.489	1:49.188	1:48.536	1:49.198				
19	18	Tom Günther	5.500	2:10.157	1:57.722	1:55.478	1:54.194	1:53.165	1:51.710	1:52.872	1:51.780	1:53.066	1:52.380	2:10.455	2:57.503	1:50.852	1:50.790	1:50.588	1:50.106	1:49.703	1:50.129		
20	87	Lukas Wimmer	6.177	2:08.156	1:52.744	1:50.380																	
21	50	Rokus Liaudanskas	6.916	2:10.833	1:57.485	1:53.356	1:52.785	2:15.763	3:36.646	1:52.375	1:51.826	1:52.151	1:52.262	1:58.919	2:12.646	5:09.624	1:51.755	1:51.119	1:52.372				
22	21	Marlon Schroeder	6.976	2:06.754	1:55.239	1:53.960	1:59.170	2:05.711	3:06.733	1:51.179	1:51.534	1:51.888	1:57.860	1:52.320	1:51.310	1:51.388	2:04.493	3:00.782	1:52.541	1:51.840			
23	16	Yannik Tuisel	7.145	2:10.628	1:58.781	1:55.764	1:54.165	1:53.714	1:54.412	1:53.399	1:53.667	1:53.601	1:53.288	1:52.836	1:53.590	1:52.541	1:53.648	1:51.579	1:55.938	1:51.931	1:51.348	1:51.798	
24	24	Yannick Kruse	8.280	2:18.222	2:03.498	1:57.924	1:57.505	1:54.264	1:53.732	1:53.045	2:15.760	3:57.037	1:53.279	1:53.110	1:57.265	1:53.177	1:52.483	1:52.592	2:15.462				
25	19	Chris Leibold	8.310	2:12.436	2:19.656	1:57.798	1:54.559	1:53.831	1:53.100	1:53.496	1:52.940	1:52.513	1:52.910	1:53.600	1:52.558	2:04.191	3:48.729	1:53.974	1:53.340	1:52.906			
26	54	Joel Kugler	8.883	2:11.265	2:01.515	1:58.510	1:57.110	1:55.707	1:54.526	1:54.114	1:53.159	1:53.322	1:53.344	1:53.844	1:53.574	1:55.978	1:53.503	1:53.281	1:53.086	1:54.084	1:53.661		
27	25	Jessica Langstädtler	12.658	2:22.965	2:10.354	2:05.419	2:02.625	2:01.542	2:01.162	1:59.873	1:58.486	1:59.165	2:10.875	3:09.199	1:58.725	1:56.975	1:56.861	2:12.551	3:07.664				



German Speedweek Oschersleben

ADAC Junior Cup powered by KTM - freies Training
Sector analyse

21 - 24 August 2014
Oschersleben - 3667 mtr.

Pos	Nbr	Name / Team name	Sector 1			Sector 2			Sector 3			Theoretical best	Actual best	In
			time	Lap	pos	time	Lap	pos	time	Lap	pos			
1	6	Lukas Tulovic (GER)	37.808	19	3	36.379	19	1	30.016	19	2	1:44.203	1:44.203	19
2	7	Tim Georgi (GER)	37.623	16	1	36.581	17	2	29.815	18	1	1:44.019	1:44.289	18
3	11	Pedro John (GER)	37.851	18	4	36.736	17	4	30.228	18	3	1:44.815	1:44.915	18
4	4	Matthias Meggle (GER)	37.783	19	2	36.710	18	3	30.260	18	4	1:44.753	1:44.967	19
5	17	Marc Zellhöfer (GER)	37.986	19	5	36.905	18	8	32.933	2	26	1:47.824	1:45.264	13
6	3	Dennis Norick Stelzer (GER)	38.171	17	6	36.820	13	5	30.313	20	5	1:45.304	1:45.519	17
7	5	Jonas Hähle (GER)	38.299	14	7	36.902	16	7	30.469	16	7	1:45.670	1:45.787	16
8	23	Kenny Leibold (GER)	38.412	13	8	36.882	16	6	30.376	12	6	1:45.670	1:45.922	12
9	53	Michael Verbrugge (BEL)	38.618	17	9	37.456	17	12	30.985	17	11	1:47.059	1:47.059	17
10	20	Hagen Wiedemann (GER)	39.036	14	14	37.339	16	9	30.748	16	8	1:47.123	1:47.485	14
11	12	Leon Langstädtler (GER)	38.943	16	11	37.630	12	14	30.758	17	9	1:47.331	1:47.819	14
12	8	Maximilian Sohnius (GER)	39.228	13	15	37.366	15	10	31.275	15	16	1:47.869	1:47.889	15
13	26	Toni Thurmayer (GER)	39.485	17	18	37.444	16	11	30.991	16	12	1:47.920	1:47.944	16
14	51	Jirka Mrkývka (CZE)	39.036	14	13	37.579	8	13	30.912	15	10	1:47.527	1:48.081	13
15	9	Milan Wiedemann (GER)	38.889	18	10	37.907	15	18	31.105	18	13	1:47.901	1:48.084	15
16	52	Petr Voslajer (CZE)	39.437	8	16	37.665	8	16	31.181	13	14	1:48.283	1:48.404	13
17	1	Dominic Kaßner (GER)	39.014	19	12	37.676	6	17	31.249	11	15	1:47.939	1:48.409	19
18	14	Jendrik Sättele (GER)	39.612	15	20	37.662	16	15	31.792	16	18	1:49.066	1:48.536	15
19	18	Tom Günther (GER)	39.482	17	17	38.545	17	21	31.667	14	17	1:49.694	1:49.703	17
20	87	Lukas Wimmer (AUT)	39.572	3	19	38.471	4	20	32.039	2	20	1:50.082	1:50.380	3
21	50	Rokus Liaudanskas (LTU)	39.838	15	21	38.918	4	22	32.290	16	24	1:51.046	1:51.119	15
22	21	Marlon Schroeder (GER)	40.103	13	22	38.470	7	19	32.065	7	21	1:50.638	1:51.179	7
23	16	Yannik Tuisel (GER)	40.257	18	23	38.983	15	23	31.984	15	19	1:51.224	1:51.348	18
24	24	Yannick Kruse (GER)	40.705	11	25	39.334	15	24	32.147	14	22	1:52.186	1:52.483	14
25	19	Chris Leibold (GER)	40.739	12	26	39.353	12	25	32.285	9	23	1:52.377	1:52.513	9
26	54	Joel Kugler (SUI)	40.341	14	24	39.726	8	26	32.569	9	25	1:52.636	1:53.086	16
27	25	Jessica Langstädtler (GER)	41.900	14	27	40.921	13	27	33.845	13	27	1:56.666	1:56.861	14



German Speedweek Oschersleben

Heat Statistics

Heat name : ADAC Junior Cup powered by KTM - freies Training
 Heat Date : 22 August 2014
 Weather : Sunny, track dry, 19°C
 Circuit name : Oschersleben - 3667 mtr.

Participants Started : 27 Participants Classified : 29
 Participants Finished : 23 Participants Not Classified : 0
 Participants Not Finished : 6

Green flag at : 22/08/2014 - 18:15:01 Heat recording start time : 22/08/2014 - 18:14:56
 Finish flag waved at : 22/08/2014 - 18:50:01 Heat recording end time : 22/08/2014 - 18:51:59
 Total time under Green : 35:00 Total of All Laps in Heat : 466
 Number of cautions : 0 Total time under Yellow : 00:00:00
 Number of code-60's : 0 Total time under Code-60 : 00:00:00

Best Lap time history during the Heat

#	Nbr	lap time	in lap	Name	of	time of day
1	11	1:51.918	1	Pedro John	KTM RC390	18:19:02
2	11	1:49.590	2	Pedro John	KTM RC390	18:20:51
3	4	1:49.385	3	Matthias Meggle	KTM RC390	18:20:55
4	3	1:49.165	3	Dennis Norick Stelzer	KTM RC390	18:20:55
5	7	1:47.464	3	Tim Georgi	KTM RC390	18:21:29
6	17	1:47.386	3	Marc Zellhöfer	KTM RC390	18:21:36
7	17	1:46.912	4	Marc Zellhöfer	KTM RC390	18:23:23
8	17	1:46.500	5	Marc Zellhöfer	KTM RC390	18:25:10
9	23	1:46.342	6	Kenny Leibold	KTM RC390	18:26:21
10	23	1:46.209	7	Kenny Leibold	KTM RC390	18:28:07
11	17	1:45.600	8	Marc Zellhöfer	KTM RC390	18:30:36
12	6	1:45.588	10	Lukas Tulovic	KTM RC390	18:34:44
13	17	1:45.357	11	Marc Zellhöfer	KTM RC390	18:36:06
14	7	1:45.344	11	Tim Georgi	KTM RC390	18:38:23
15	17	1:45.264	13	Marc Zellhöfer	KTM RC390	18:39:38
16	6	1:45.094	14	Lukas Tulovic	KTM RC390	18:41:47
17	7	1:44.984	13	Tim Georgi	KTM RC390	18:41:54
18	7	1:44.764	14	Tim Georgi	KTM RC390	18:43:39
19	6	1:44.713	16	Lukas Tulovic	KTM RC390	18:45:17
20	7	1:44.398	16	Tim Georgi	KTM RC390	18:47:13
21	6	1:44.203	19	Lukas Tulovic	KTM RC390	18:50:31

German Speedweek Oschersleben

ADAC Junior Cup powered by KTM - Qualifikation 1

21 - 24 August 2014
Oschersleben - 3667 mtr.


Pos	Nbr	Name / Entrant	Motorcycle / City	Fastest	In	Gap	Diff	Laps	Km/h
1	7	Tim Georgi ADAC Berlin-Brandenburg e.V. / Team Berg	KTM RC390 Berlin	1:43.297	13			16	127.80
2	4	Matthias Meggle ADAC Team Südbayern e.V.	KTM RC390 Reicholzried	1:43.858	16	0.561	0.561	17	127.11
3	6	Lukas Tulovic ADAC Nordbaden e.V. / Levior RT Racing	KTM RC390 Eberbach	1:44.158	16	0.861	0.300	16	126.74
4	17	Marc Zellhöfer ADAC Nordbayern e.V.	KTM RC390 Fürth	1:44.424	15	1.127	0.266	15	126.42
5	3	Dennis Norick Stelzer ADAC Sachsen e.V. / Beinlich Racing Team	KTM RC390 Dohma	1:44.516	14	1.219	0.092	17	126.31
6	11	Pedro John ADAC Württemberg e.V.	KTM RC390 Ulm	1:44.627	13	1.330	0.111	17	126.17
7	23	Kenny Leibold ADAC Württemberg e.V.	KTM RC390 Schlierbach	1:45.421	6	2.124	0.794	16	125.22
8	5	Jonas Hähle ADAC Racing Team AMC Sachsenring e.V.	KTM RC390 Lugau	1:45.879	15	2.582	0.458	17	124.68
9	12	Leon Langstädtler ADAC Hessen-Thüringen e.V.	KTM RC390 Idstein	1:45.942	15	2.645	0.063	17	124.61
10	8	Maximilian Sohnus ADAC Team Südbayern e.V.	KTM RC390 Hausham	1:46.086	16	2.789	0.144	16	124.44
11	53	Michael Verbrugge Team Motorsportschool Zolder	KTM RC390 Kessel	1:46.260	14	2.963	0.174	15	124.23
12	51	Jirka Mrkývka	KTM RC390 Brno	1:46.316	11	3.019	0.056	17	124.17
13	1	Dominic Kaßner ADAC Racing Team AMC Sachsenring e.V.	KTM RC390 Kemtau	1:46.463	15	3.166	0.147	17	124.00
14	20	Hagen Wiedemann ADAC Westfalen e.V. Bereich Sport	KTM RC390 Everswinkel	1:46.570	9	3.273	0.107	15	123.87
15	9	Milan Wiedemann ADAC Westfalen e.V. Bereich Sport	KTM RC390 Everswinkel	1:46.713	12	3.416	0.143	15	123.71
16	26	Toni Thurmayer ADAC Nordbayern e.V.	KTM RC390 Stockstadt	1:47.376	15	4.079	0.663	15	122.94
17	14	Jendrik Sättele ADAC Württemberg e.V.	KTM RC390 Balingen	1:47.709	10	4.412	0.333	15	122.56
18	87	Lukas Wimmer	KTM RC390	1:47.871	8	4.574	0.162	9	122.38
19	18	Tom Günther ADAC Racing Team AMC Sachsenring e.V.	KTM RC390 Gersdorf	1:48.297	16	5.000	0.426	16	121.90
20	21	Marlon Schroeder ADAC Westfalen e.V. Bereich Sport	KTM RC390 Datteln	1:49.339	10	6.042	1.042	16	120.74
21	24	Yannick Kruse ADAC Ostwestfalen-Lippe e.V.	KTM RC390 Löhne	1:49.911	11	6.614	0.572	13	120.11

Fastest time : 1:43.297 in lap 13 by nbr. 7 : Tim Georgi (KTM RC390)

Publication-time

Results and Laptimes : www.raceresults.nu

Timekeeping by : RSTime by Time Service BV

Clerk of the Course Otmар Bange	Steward	Timekeeper H. Roelse - TimeService.nl	
Page 1 of 2	Results remain provisional pending technical examination and decisions from the stewards of the meeting		



German Speedweek Oschersleben

ADAC Junior Cup powered by KTM - Qualifikation 1

21 - 24 August 2014
Oschersleben - 3667 mtr.

Pos	Nbr	Name / Entrant	Motorcycle / City	Fastest	In	Gap	Diff	Laps	Km/h
22	50	Rokus Liaudanskas	KTM RC390 Baragine	1:50.920	11	7.623	1.009	13	119.02
23	16	Yannik Tuisel ADAC e.V. Bereich Jugend und Sport	KTM RC390 Gladenbach	1:51.129	16	7.832	0.209	16	118.79
24	54	Joel Kugler	KTM RC390 Rebstein	1:51.640	12	8.343	0.511	16	118.25
25	19	Chris Leibold ADAC Württemberg e.V.	KTM RC390 Schlierbach	1:52.474	15	9.177	0.834	15	117.37
26	25	Jessica Langstädtler ADAC Hessen-Thüringen e.V.	KTM RC390 Idstein	1:52.559	12	9.262	0.085	16	117.28
27	52	Petr Voslajer AMK Czech Budejovice	KTM RC390 Ratbor		0			0	

Fastest time : 1:43.297 in lap 13 by nbr. 7 : Tim Georgi (KTM RC390)

Publication-time

Results and Laptimes : www.raceresults.nu

Timekeeping by : RSTime by Time Service BV

Clerk of the Course Otmар Bange	Steward	Timekeeper H. Roelse - TimeService.nl	
Page 2 of 2	Results remain provisional pending technical examination and decisions from the stewards of the meeting		

German Speedweek Oschersleben

ADAC Junior Cup powered by KTM - Qualifikation 1 Laps and Sector Times

21 - 24 August 2014
Oschersleben - 3667 mtr.

1 Dominic Kaßner									KTM RC390										
lap	Sect-1	Speed	Sect-2	Speed	Sect-3	Speed	TopSpeed	laptime	pit	lap	Sect-1	Speed	Sect-2	Speed	Sect-3	Speed	Topspeed	laptime	pit
1	Out		41.785	158.1	32.140			2:02.178		10	38.714		37.436	163.1	31.013			1:47.163	
2	40.440		38.611	161.0	31.761			1:50.812		11	39.456		39.448	163.6	31.333			1:50.237	
3	39.683		38.020	164.6	31.304			1:49.007		12	39.225		37.372	163.1	31.072			1:47.669	
4	39.735		38.021	164.4	31.326			1:49.082		13	39.114		37.256	<u>167.7</u>	30.661			1:47.031	
5	39.390		37.834	163.9	31.262			1:48.486		14	38.800		37.431	166.9	<u>30.644</u>			1:46.875	
6	39.131		37.968	159.3	31.018			1:48.117		15	38.627		37.128	164.9	30.708			<u>1:46.463</u>	
7	38.485		37.330	165.4	30.885			1:46.700		16	39.206		37.245	167.4	30.938			1:47.389	
8	<u>38.165</u>		37.362	166.4	30.956			1:46.483		17	38.639		<u>37.056</u>	166.9	30.974			1:46.669	
9	38.988		37.834	165.6	30.952			1:47.774		18									

3 Dennis Norick Stelzer									KTM RC390										
lap	Sect-1	Speed	Sect-2	Speed	Sect-3	Speed	TopSpeed	laptime	pit	lap	Sect-1	Speed	Sect-2	Speed	Sect-3	Speed	Topspeed	laptime	pit
1	Out		43.186	162.7	34.878			2:08.645		10	38.542		36.869	165.6	30.128			1:45.539	
2	42.707		39.684	163.1	32.118			1:54.509		11	38.192		<u>36.496</u>	168.2	30.031			1:44.719	
3	39.857		38.005	166.9	30.971			1:48.833		12	38.344		38.494	165.6	30.248			1:47.086	
4	39.211		37.393	170.3	30.806			1:47.410		13	38.252		36.570	<u>172.2</u>	30.290			1:45.112	
5	39.098		37.105	166.7	30.364			1:46.567		14	<u>38.004</u>		36.579	170.1	<u>29.933</u>			<u>1:44.516</u>	
6	38.983		37.170	166.7	30.515			1:46.668		15	38.246		37.079	167.4	30.124			1:45.449	
7	38.664		36.809	167.4	30.548			1:46.021		16	38.242		37.801	170.3	30.267			1:46.310	
8	38.662		36.894	166.7	30.209			1:45.765		17	38.410		38.238	98.9	In			2:04.884	P
9	38.470		36.739	167.4	30.473			1:45.682		18									

4 Matthias Meggle									KTM RC390										
lap	Sect-1	Speed	Sect-2	Speed	Sect-3	Speed	TopSpeed	laptime	pit	lap	Sect-1	Speed	Sect-2	Speed	Sect-3	Speed	Topspeed	laptime	pit
1	Out		40.485	169.8	32.065			1:59.918		10	39.556		36.563	167.7	31.223			1:47.342	
2	39.906		38.059	172.5	32.561			1:50.526		11	37.646		36.805	169.0	32.037			1:46.488	
3	38.814		37.027	174.8	30.363			1:46.204		12	37.630		<u>36.165</u>	<u>176.2</u>	30.653			1:44.448	
4	38.780		36.933	172.2	30.493			1:46.206		13	37.620		36.550	169.8	29.957			1:44.127	
5	38.742		38.374	165.6	31.449			1:48.565		14	38.108		37.898	171.7	30.725			1:46.731	
6	38.448		37.279	158.8	30.666			1:46.393		15	<u>37.534</u>		38.710	168.8	30.011			1:46.255	
7	37.647		36.515	175.0	30.204			1:44.366		16	37.674		36.310	170.9	29.874			<u>1:43.858</u>	
8	37.741		36.221	172.0	30.037			1:43.999		17	37.793		36.238	173.9	30.124			1:44.155	
9	37.656		36.429	171.2	<u>29.868</u>			1:43.953		18									

5 Jonas Hähle									KTM RC390										
lap	Sect-1	Speed	Sect-2	Speed	Sect-3	Speed	TopSpeed	laptime	pit	lap	Sect-1	Speed	Sect-2	Speed	Sect-3	Speed	Topspeed	laptime	pit
1	Out		41.940	159.5	33.535			2:02.839		10	53.426		40.250	163.9	30.998			2:04.674	
2	41.582		40.344	147.3	32.084			1:54.010		11	38.783		37.430	163.4	30.378			1:46.591	
3	39.303		37.485	166.7	30.870			1:47.658		12	<u>38.462</u>		37.040	162.2	30.558			1:46.060	
4	39.965		37.526	165.1	30.663			1:48.154		13	38.660		36.937	163.9	30.354			1:45.951	
5	38.730		37.018	165.4	30.539			1:46.287		14	38.829		36.927	165.9	30.416			1:46.172	
6	38.824		37.072	165.6	30.433			1:46.329		15	38.700		36.984	163.6	<u>30.195</u>			<u>1:45.879</u>	
7	38.809		37.548	<u>167.2</u>	30.940			1:47.297		16	40.959		38.299	165.4	30.605			1:49.863	
8	38.896		37.225	163.4	30.554			1:46.675		17	38.943		38.303	164.1	30.757			1:48.003	
9	38.869		<u>36.906</u>	164.1	30.393			1:46.168		18									

6 Lukas Tulovic									KTM RC390										
lap	Sect-1	Speed	Sect-2	Speed	Sect-3	Speed	TopSpeed	laptime	pit	lap	Sect-1	Speed	Sect-2	Speed	Sect-3	Speed	Topspeed	laptime	pit
1	Out		39.703	162.2	In			2:13.611	P	9	38.070		56.778	160.0	30.988			2:05.836	
2	Out		37.431	164.6	30.949			2:24.924		10	38.368		36.581	<u>169.3</u>	30.216			1:45.165	
3	38.929		37.123	166.7	30.533			1:46.585		11	<u>37.617</u>		36.804	168.8	30.029			1:44.450	
4	38.539		36.919	166.4	30.437			1:45.895		12	37.998		36.375	166.4	29.936			1:44.309	
5	38.559		36.675	166.9	30.415			1:45.649		13	38.214		36.656	167.2	30.075			1:44.945	
6	38.585		38.206	160.5	30.729			1:47.520		14	37.999		36.631	166.7	29.853			1:44.483	
7	38.298		36.604	166.9	30.110			1:45.012		15	37.944		36.629	168.0	29.849			1:44.422	
8	38.352		1:05.175	155.8	32.386			2:15.913		16	38.146		<u>36.185</u>	168.8	<u>29.827</u>			<u>1:44.158</u>	

German Speedweek Oschersleben

ADAC Junior Cup powered by KTM - Qualifikation 1
Laps and Sector Times

21 - 24 August 2014
Oschersleben - 3667 mtr.

7 Tim Georgi									KTM RC390								
lap	Sect-1	Speed	Sect-2	Speed	Sect-3	Speed	TopSpeed	laptime pit	lap	Sect-1	Speed	Sect-2	Speed	Sect-3	Speed	Topspeed	laptime pit
1	Out		43.037	162.9	34.113			2:10.044	9	37.461		36.541	169.5	29.845			1:43.847
2	42.007		39.940	165.6	32.021			1:53.968	10	37.563		36.365	168.8	29.819			1:43.747
3	39.718		37.979	168.2	30.564			1:48.261	11	40.826		37.421	163.4	31.042			1:49.289
4	38.684		37.097	169.8	In			2:03.340 P	12	37.411		<u>36.065</u>	<u>173.6</u>	30.073			1:43.549
5	Out		37.455	167.4	30.465			3:19.585	13	37.471		36.199	171.4	<u>29.627</u>			<u>1:43.297</u>
6	38.213		36.762	168.5	29.955			1:44.930	14	<u>37.101</u>		36.640	170.6	29.824			1:43.565
7	38.078		36.590	172.5	29.772			1:44.440	15	37.533		36.239	170.9	29.897			1:43.669
8	37.942		36.480	169.3	29.822			1:44.244	16	37.546		36.488	169.5	In			2:01.405 P

8 Maximilian Sohnus									KTM RC390								
lap	Sect-1	Speed	Sect-2	Speed	Sect-3	Speed	TopSpeed	laptime pit	lap	Sect-1	Speed	Sect-2	Speed	Sect-3	Speed	Topspeed	laptime pit
1	Out		41.306	158.8	33.489			2:07.534	9	39.443		38.036	160.5	In			1:59.410 P
2	41.265		38.598	160.7	32.089			1:51.952	10	Out		39.388	166.2	31.237			2:49.938
3	39.962		37.870	168.2	31.631			1:49.463	11	38.918		37.399	166.9	31.119			1:47.436
4	39.390		38.286	166.7	31.486			1:49.162	12	39.054		37.013	164.6	30.861			1:46.928
5	39.373		37.495	166.9	31.106			1:47.974	13	38.803		37.230	164.1	30.999			1:47.032
6	39.515		39.663	165.9	31.476			1:50.654	14	40.902		37.406	166.2	30.782			1:49.090
7	39.393		37.332	162.9	31.359			1:48.084	15	38.784		37.059	166.4	31.043			1:46.886
8	39.147		37.433	162.4	31.330			1:47.910	16	<u>38.761</u>		<u>36.600</u>	<u>171.2</u>	<u>30.725</u>			<u>1:46.086</u>

9 Milan Wiedemann									KTM RC390								
lap	Sect-1	Speed	Sect-2	Speed	Sect-3	Speed	TopSpeed	laptime pit	lap	Sect-1	Speed	Sect-2	Speed	Sect-3	Speed	Topspeed	laptime pit
1	Out		40.801	160.5	32.115			2:00.418	9	38.914		37.478	165.1	30.877			1:47.269
2	40.529		38.479	162.7	31.622			1:50.630	10	38.737		37.468	168.0	30.723			1:46.928
3	40.300		37.940	<u>168.2</u>	31.076			1:49.316	11	38.821		<u>37.354</u>	163.9	30.659			1:46.834
4	39.941		38.367	165.9	30.930			1:49.238	12	<u>38.644</u>		37.427	164.1	<u>30.642</u>			<u>1:46.713</u>
5	39.308		37.892	164.6	30.887			1:48.087	13	38.923		38.492	140.4	31.721			1:49.136
6	39.216		37.896	163.1	30.891			1:48.003	14	41.944		39.639	118.8	32.040			1:53.623
7	39.246		37.895	162.2	30.988			1:48.129	15	39.016		39.261	137.1	In			2:08.626 P
8	38.940		37.467	164.9	30.764			1:47.171	16								

11 Pedro John									KTM RC390								
lap	Sect-1	Speed	Sect-2	Speed	Sect-3	Speed	TopSpeed	laptime pit	lap	Sect-1	Speed	Sect-2	Speed	Sect-3	Speed	Topspeed	laptime pit
1	Out		41.946	162.7	32.677			2:03.318	10	38.784		36.637	168.2	30.642			1:46.063
2	40.380		38.647	163.1	31.448			1:50.475	11	38.265		37.186	169.8	30.621			1:46.072
3	39.140		37.439	166.9	31.000			1:47.579	12	38.188		36.674	<u>172.0</u>	30.530			1:45.392
4	38.917		37.119	166.4	30.660			1:46.696	13	38.098		36.524	<u>172.0</u>	<u>30.005</u>			<u>1:44.627</u>
5	38.311		36.848	169.5	30.467			1:45.626	14	37.919		37.089	165.4	30.287			1:45.295
6	38.484		37.449	168.2	30.690			1:46.623	15	38.252		37.000	165.6	30.325			1:45.577
7	38.161		36.690	169.0	30.172			1:45.023	16	38.217		36.590	169.0	30.181			1:44.988
8	<u>37.871</u>		36.644	167.4	30.298			1:44.813	17	38.274		<u>36.482</u>	168.2	30.650			1:45.406
9	38.023		37.118	163.6	30.367			1:45.508	18								

12 Leon Langstädtler									KTM RC390								
lap	Sect-1	Speed	Sect-2	Speed	Sect-3	Speed	TopSpeed	laptime pit	lap	Sect-1	Speed	Sect-2	Speed	Sect-3	Speed	Topspeed	laptime pit
1	Out		40.996	156.7	32.168			1:59.206	10	38.757		38.314	164.9	30.864			1:47.935
2	40.271		38.170	161.0	31.232			1:49.673	11	38.859		37.683	163.4	30.865			1:47.407
3	39.527		37.608	161.2	31.259			1:48.394	12	38.755		37.504	163.9	30.997			1:47.256
4	39.344		37.608	164.1	30.885			1:47.837	13	38.778		38.563	133.2	34.444			1:51.785
5	39.963		38.082	162.4	31.616			1:49.661	14	41.008		37.293	169.0	30.945			1:49.246
6	39.369		37.599	163.6	30.874			1:47.842	15	<u>38.533</u>		<u>36.869</u>	<u>170.1</u>	30.540			<u>1:45.942</u>
7	39.040		37.389	162.9	31.045			1:47.474	16	39.045		37.248	169.3	30.857			1:47.150
8	39.026		37.127	168.2	30.701			1:46.854	17	39.136		37.013	168.2	30.602			1:46.751
9	38.665		37.127	166.7	<u>30.493</u>			1:46.285	18								

German Speedweek Oschersleben

ADAC Junior Cup powered by KTM - Qualifikation 1 Laps and Sector Times

21 - 24 August 2014
Oschersleben - 3667 mtr.

14 Jendrik Sättele										KTM RC390										
lap	Sect-1	Speed	Sect-2	Speed	Sect-3	Speed	TopSpeed	laptime	pit	lap	Sect-1	Speed	Sect-2	Speed	Sect-3	Speed	Topspeed	laptime	pit	
1	Out		45.504	153.4	37.259			2:16.451		9	39.771		38.059	162.4	31.094				1:48.924	
2	44.270		40.950	163.1	35.479			2:00.699		10	39.211		<u>37.520</u>	165.9	<u>30.978</u>				<u>1:47.709</u>	
3	42.140		38.402	165.1	31.895			1:52.437		11	39.328		37.914	162.7	31.376				1:48.618	
4	40.674		38.334	<u>168.0</u>	31.962			1:50.970		12	<u>39.169</u>		39.632	140.1	33.320				1:52.121	
5	40.692		38.978	165.6	31.687			1:51.357		13	39.510		38.187	161.0	31.785				1:49.482	
6	40.281		38.043	162.7	31.536			1:49.860		14	39.642		37.626	164.4	31.218				1:48.486	
7	40.197		38.397	162.7	In			2:02.024	P	15	40.217		39.360	157.7	In				2:06.010	P
8	Out		38.798	162.4	31.496			4:29.431		16										

16 Yannik Tuisel										KTM RC390										
lap	Sect-1	Speed	Sect-2	Speed	Sect-3	Speed	TopSpeed	laptime	pit	lap	Sect-1	Speed	Sect-2	Speed	Sect-3	Speed	Topspeed	laptime	pit	
1	Out		44.269	155.6	35.573			2:14.552		9	41.530		39.590	160.5	32.362				1:53.482	
2	44.534		42.216	155.6	33.552			2:00.302		10	40.834		39.640	<u>164.1</u>	32.067				1:52.541	
3	42.301		40.618	159.3	32.862			1:55.781		11	<u>40.296</u>		38.970	161.9	32.196				1:51.462	
4	41.693		40.202	160.0	32.721			1:54.616		12	40.502		39.084	161.0	<u>31.792</u>				1:51.378	
5	41.867		39.676	159.5	32.922			1:54.465		13	40.494		39.181	162.4	31.885				1:51.560	
6	41.190		40.451	158.4	33.109			1:54.750		14	40.418		38.894	161.2	31.865				1:51.177	
7	40.664		39.351	162.7	32.984			1:52.999		15	40.538		38.910	161.4	31.898				1:51.346	
8	41.043		39.836	160.0	32.427			1:53.306		16	40.623		<u>38.644</u>	161.2	31.862				<u>1:51.129</u>	

17 Marc Zellhöfer										KTM RC390										
lap	Sect-1	Speed	Sect-2	Speed	Sect-3	Speed	TopSpeed	laptime	pit	lap	Sect-1	Speed	Sect-2	Speed	Sect-3	Speed	Topspeed	laptime	pit	
1	Out		41.632	158.4	32.594			2:04.481		9	38.379		37.036	164.1	30.479				1:45.894	
2	40.504		40.270	160.5	31.397			1:52.171		10	38.452		36.711	164.6	30.255				1:45.418	
3	39.088		37.654	169.5	30.854			1:47.596		11	38.312		36.672	165.6	30.052				1:45.036	
4	39.049		37.154	<u>172.5</u>	30.401			1:46.604		12	<u>37.973</u>		<u>36.465</u>	168.5	30.378				1:44.816	
5	38.537		37.768	156.3	33.644			1:49.949		13	38.211		36.574	166.4	30.102				1:44.887	
6	1:54.961		51.795	89.7	In			3:33.130	P	14	38.080		36.567	166.9	29.984				1:44.631	
7	Out		37.858	163.4	30.741			2:59.485		15	38.076		36.510	166.7	<u>29.838</u>				<u>1:44.424</u>	
8	38.467		38.136	167.7	30.788			1:47.391		16										

18 Tom Günther										KTM RC390										
lap	Sect-1	Speed	Sect-2	Speed	Sect-3	Speed	TopSpeed	laptime	pit	lap	Sect-1	Speed	Sect-2	Speed	Sect-3	Speed	Topspeed	laptime	pit	
1	Out		46.617	154.7	37.882			2:19.528		9	40.345		39.570	162.2	32.118				1:52.033	
2	46.619		43.491	159.1	35.655			2:05.765		10	40.079		38.575	161.7	32.053				1:50.707	
3	44.139		40.814	163.4	34.058			1:59.011		11	40.178		38.633	162.9	31.542				1:50.353	
4	41.829		40.096	161.9	32.553			1:54.478		12	<u>39.159</u>		38.496	161.7	31.453				1:49.108	
5	40.726		39.214	162.7	32.395			1:52.335		13	39.701		38.436	162.4	31.700				1:49.837	
6	40.487		39.315	162.9	32.043			1:51.845		14	40.163		38.991	163.1	31.528				1:50.682	
7	40.382		39.089	162.9	31.905			1:51.376		15	39.749		39.213	153.2	31.784				1:50.746	
8	40.102		38.921	162.4	32.410			1:51.433		16	39.824		<u>37.558</u>	<u>168.0</u>	<u>30.915</u>				<u>1:48.297</u>	

19 Chris Leibold										KTM RC390										
lap	Sect-1	Speed	Sect-2	Speed	Sect-3	Speed	TopSpeed	laptime	pit	lap	Sect-1	Speed	Sect-2	Speed	Sect-3	Speed	Topspeed	laptime	pit	
1	Out		43.942	155.8	34.428			2:09.939		9	41.047		39.731	<u>161.4</u>	In				2:11.904	P
2	47.025		42.172	157.4	33.061			2:02.258		10	Out		40.347	157.7	32.451				2:55.376	
3	41.541		40.572	158.8	33.024			1:55.137		11	41.119		39.587	159.3	32.244				1:52.950	
4	41.399		40.067	159.1	32.861			1:54.327		12	41.005		39.662	157.9	32.788				1:53.455	
5	41.473		39.750	159.1	32.616			1:53.839		13	41.115		39.644	160.2	32.251				1:53.010	
6	41.548		40.184	157.9	33.187			1:54.919		14	<u>40.920</u>		39.421	159.8	32.148				1:52.489	
7	41.172		39.890	158.4	32.540			1:53.602		15	41.004		<u>39.395</u>	159.8	<u>32.075</u>				<u>1:52.474</u>	
8	41.264		39.809	157.9	32.793			1:53.866		16										

German Speedweek Oschersleben

ADAC Junior Cup powered by KTM - Qualifikation 1 Laps and Sector Times

21 - 24 August 2014
Oschersleben - 3667 mtr.

20 Hagen Wiedemann										KTM RC390										
lap	Sect-1	Speed	Sect-2	Speed	Sect-3	Speed	TopSpeed	laptime	pit	lap	Sect-1	Speed	Sect-2	Speed	Sect-3	Speed	Topspeed	laptime	pit	
1	Out		41.374	156.7	32.774			2:07.010		9	<u>38.983</u>		37.075	<u>163.6</u>	30.512				<u>1:46.570</u>	
2	40.944		38.437	161.4	31.509		1:50.890			10	39.736		39.508	153.0	In				2:01.010	P
3	39.638		37.826	162.2	31.305		1:48.769			11	Out		1:04.141	82.3	36.599				3:49.450	
4	39.894		37.840	161.4	30.997		1:48.731			12	39.106		37.358	161.2	<u>30.482</u>				1:46.946	
5	39.679		37.717	161.7	30.753		1:48.149			13	39.557		37.074	162.7	30.519				1:47.150	
6	39.680		37.786	160.2	30.858		1:48.324			14	39.004		37.061	161.7	30.506				1:46.571	
7	39.519		37.626	160.2	31.274		1:48.419			15	39.035		<u>37.006</u>	162.7	30.852				1:46.893	
8	48.920		39.379	162.2	30.556		1:58.855			16										

21 Marlon Schroeder										KTM RC390										
lap	Sect-1	Speed	Sect-2	Speed	Sect-3	Speed	TopSpeed	laptime	pit	lap	Sect-1	Speed	Sect-2	Speed	Sect-3	Speed	Topspeed	laptime	pit	
1	Out		41.928	156.7	32.951			2:03.142		9	40.062		38.690	159.8	31.517				1:50.269	
2	41.563		39.345	159.8	32.532		1:53.440			10	39.858		38.327	161.2	<u>31.154</u>				<u>1:49.339</u>	
3	40.692		39.100	160.5	32.417		1:52.209			11	39.992		42.739	156.1	31.641				1:54.372	
4	40.641		43.030	<u>163.6</u>	31.959		1:55.630			12	40.019		38.696	162.2	31.397				1:50.112	
5	40.203		38.765	160.2	31.954		1:50.922			13	<u>39.501</u>		38.087	161.0	31.868				1:49.456	
6	40.823		40.637	152.1	In		2:05.706	P		14	42.114		38.585	160.5	31.511				1:52.210	
7	Out		48.144	114.5	32.680		2:56.974			15	40.295		38.974	159.8	31.909				1:51.178	
8	39.689		<u>38.081</u>	161.9	31.698		1:49.468			16	40.321		38.816	159.5	33.927				1:53.064	

23 Kenny Leibold										KTM RC390										
lap	Sect-1	Speed	Sect-2	Speed	Sect-3	Speed	TopSpeed	laptime	pit	lap	Sect-1	Speed	Sect-2	Speed	Sect-3	Speed	Topspeed	laptime	pit	
1	Out		40.140	160.5	31.806			1:58.142		9	Out		37.204	130.8	46.793				3:35.474	
2	40.491		38.280	167.2	33.431		1:52.202			10	43.918		38.867	163.4	30.366				1:53.151	
3	38.886		37.795	<u>170.3</u>	31.183		1:47.864			11	<u>38.236</u>		37.743	165.9	30.437				1:46.416	
4	38.879		36.956	166.9	30.495		1:46.330			12	38.274		37.558	165.9	30.288				1:46.120	
5	38.620		37.031	167.7	<u>30.242</u>		1:45.893			13	38.285		37.798	152.8	35.954				1:52.037	
6	38.262		36.787	166.2	30.372		<u>1:45.421</u>			14	41.795		36.792	165.4	30.416				1:49.003	
7	38.419		<u>36.722</u>	168.5	30.980		1:46.121			15	41.453		37.243	166.7	30.508				1:49.204	
8	38.392		36.996	168.5	In		1:59.852	P		16	38.268		36.891	164.1	30.487				1:45.646	

24 Yannick Kruse										KTM RC390										
lap	Sect-1	Speed	Sect-2	Speed	Sect-3	Speed	TopSpeed	laptime	pit	lap	Sect-1	Speed	Sect-2	Speed	Sect-3	Speed	Topspeed	laptime	pit	
1	Out		44.001	155.2	35.868			2:11.628		8	40.415		38.676	162.7	31.376				1:50.467	
2	42.545		42.506	160.0	32.832		1:57.883			9	<u>40.189</u>		38.462	161.9	In				2:10.491	P
3	41.462		39.747	162.9	32.343		1:53.552			10	Out		39.244	150.0	32.113				3:49.085	
4	41.340		39.295	161.7	32.125		1:52.760			11	40.346		38.395	164.1	<u>31.170</u>				<u>1:49.911</u>	
5	40.976		39.010	162.7	31.814		1:51.800			12	40.860		38.541	<u>164.4</u>	31.767				1:51.168	
6	41.260		38.991	162.7	31.691		1:51.942			13	40.673		38.550	164.1	In				2:14.098	P
7	40.563		<u>38.348</u>	163.9	31.401		1:50.312			14										

25 Jessica Langstadtler										KTM RC390										
lap	Sect-1	Speed	Sect-2	Speed	Sect-3	Speed	TopSpeed	laptime	pit	lap	Sect-1	Speed	Sect-2	Speed	Sect-3	Speed	Topspeed	laptime	pit	
1	Out		43.647	160.5	34.631			2:07.174		9	<u>40.863</u>		39.874	161.7	32.574				1:53.311	
2	42.956		41.478	160.7	34.100		1:58.534			10	41.173		39.867	159.8	32.959				1:53.999	
3	42.056		40.760	162.4	33.367		1:56.183			11	41.444		42.442	129.0	34.132				1:58.018	
4	41.816		40.108	164.6	32.996		1:54.920			12	40.911		<u>39.366</u>	162.9	<u>32.282</u>				<u>1:52.559</u>	
5	41.145		40.065	162.9	32.784		1:53.994			13	40.951		40.110	150.4	34.623				1:55.684	
6	41.318		39.788	163.9	33.061		1:54.167			14	41.066		39.742	<u>167.2</u>	32.457				1:53.265	
7	41.194		40.056	161.2	33.099		1:54.349			15	42.964		47.883	137.4	33.424				2:04.271	
8	41.096		40.785	154.9	34.473		1:56.354			16	41.049		39.761	163.4	32.690				1:53.500	

26 Toni Thurmayer										KTM RC390										
lap	Sect-1	Speed	Sect-2	Speed	Sect-3	Speed	TopSpeed	laptime	pit	lap	Sect-1	Speed	Sect-2	Speed	Sect-3	Speed	Topspeed	laptime	pit	
1	Out		42.063	161.9	32.845			2:04.286		9	39.299		37.383	168.2	<u>30.783</u>				1:47.465	

German Speedweek Oschersleben

ADAC Junior Cup powered by KTM - Qualifikation 1 Laps and Sector Times

21 - 24 August 2014
Oschersleben - 3667 mtr.

2	40.829	38.572	165.6	32.808	1:52.209	10	39.409	38.819	161.9	In	2:09.480	P
3	39.453	37.770	<u>169.0</u>	31.763	1:48.986	11	Out	38.988	163.9	31.401	3:57.618	
4	39.852	37.711	168.5	31.509	1:49.072	12	39.526	37.791	164.4	31.000	1:48.317	
5	39.810	37.560	166.7	31.251	1:48.621	13	39.300	37.454	166.2	30.986	1:47.740	
6	39.775	39.027	145.7	31.720	1:50.522	14	39.294	37.671	166.2	30.902	1:47.867	
7	39.684	37.557	166.4	30.928	1:48.169	15	39.301	<u>37.224</u>	<u>169.0</u>	30.851	<u>1:47.376</u>	
8	<u>39.253</u>	37.746	<u>169.0</u>	31.419	1:48.418	16						

50 Rokus Liaudanskas										KTM RC390									
lap	Sect-1	Speed	Sect-2	Speed	Sect-3	Speed	TopSpeed	laptime	pit	lap	Sect-1	Speed	Sect-2	Speed	Sect-3	Speed	Topspeed	laptime	pit
1	Out		41.402	154.3	35.013			2:07.712		8	42.661		43.104	149.2	In			2:11.712	P
2	40.866		40.401	158.4	34.529			1:55.796		9	Out		40.178	147.9	32.569			4:15.058	
3	40.428		38.910	163.1	32.146			1:51.484		10	40.554		39.052	157.0	32.180			1:51.786	
4	40.699		39.752	163.4	32.608			1:53.059		11	<u>40.033</u>		<u>38.717</u>	163.1	32.170			<u>1:50.920</u>	
5	40.489		39.348	164.4	31.939			1:51.776		12	40.101		38.751	162.7	<u>32.135</u>			1:50.987	
6	40.363		39.436	162.2	32.353			1:52.152		13	43.630		47.907	129.8	In			2:31.178	P
7	40.676		38.934	<u>164.6</u>	32.256			1:51.866		14									

51 Jirka Mrkývka										KTM RC390									
lap	Sect-1	Speed	Sect-2	Speed	Sect-3	Speed	TopSpeed	laptime	pit	lap	Sect-1	Speed	Sect-2	Speed	Sect-3	Speed	Topspeed	laptime	pit
1	Out		41.293	165.9	32.684			2:01.329		10	39.150		43.558	155.2	30.989			1:53.697	
2	40.995		39.309	162.9	31.954			1:52.258		11	38.444		37.143	167.7	30.729			<u>1:46.316</u>	
3	39.945		38.222	164.9	31.316			1:49.483		12	38.602		37.689	166.2	<u>30.287</u>			1:46.578	
4	39.549		37.898	165.4	31.443			1:48.890		13	<u>38.239</u>		37.364	162.9	30.803			1:46.406	
5	39.232		37.703	165.4	31.297			1:48.232		14	38.843		37.148	168.2	31.463			1:47.454	
6	39.252		37.409	168.8	31.275			1:47.936		15	38.950		37.438	164.1	31.116			1:47.504	
7	40.897		37.687	164.4	30.723			1:49.307		16	38.948		37.544	165.4	30.931			1:47.423	
8	38.832		37.533	<u>170.6</u>	30.951			1:47.316		17	38.789		<u>36.904</u>	169.3	30.633			1:46.326	
9	38.900		37.063	165.1	30.744			1:46.707		18									

52 Petr Voslajer										KTM RC390									
lap	Sect-1	Speed	Sect-2	Speed	Sect-3	Speed	TopSpeed	laptime	pit	lap	Sect-1	Speed	Sect-2	Speed	Sect-3	Speed	Topspeed	laptime	pit

53 Michael Verbrugghe										KTM RC390									
lap	Sect-1	Speed	Sect-2	Speed	Sect-3	Speed	TopSpeed	laptime	pit	lap	Sect-1	Speed	Sect-2	Speed	Sect-3	Speed	Topspeed	laptime	pit
1	Out		42.394	160.5	33.681			2:06.785		9	38.780		37.116	168.0	30.581			1:46.477	
2	41.160		38.233	163.9	31.404			1:50.797		10	38.919		37.814	159.8	In			2:00.448	P
3	39.368		37.387	169.3	31.040			1:47.795		11	Out		40.178	127.5	34.305			4:30.366	
4	39.071		37.355	165.4	30.870			1:47.296		12	39.501		36.921	<u>172.0</u>	30.964			1:47.386	
5	39.043		37.100	167.7	30.640			1:46.783		13	38.737		37.030	167.2	<u>30.522</u>			1:46.289	
6	46.406		37.098	169.3	30.774			1:54.278		14	38.792		36.972	167.4	30.496			<u>1:46.260</u>	
7	39.003		36.971	166.4	30.678			1:46.652		15	38.830		<u>36.906</u>	167.2	30.577			1:46.313	
8	<u>38.690</u>		37.147	164.9	30.670			1:46.507		16									

54 Joel Kugler										KTM RC390									
lap	Sect-1	Speed	Sect-2	Speed	Sect-3	Speed	TopSpeed	laptime	pit	lap	Sect-1	Speed	Sect-2	Speed	Sect-3	Speed	Topspeed	laptime	pit
1	Out		44.237	159.3	35.078			2:13.219		9	41.279		39.695	165.4	32.484			1:53.458	
2	42.242		41.122	161.4	33.291			1:56.655		10	40.537		39.978	160.2	32.596			1:53.111	
3	40.883		40.190	165.6	33.212			1:54.285		11	40.436		<u>39.025</u>	<u>169.0</u>	32.315			1:51.776	
4	41.058		40.179	167.4	32.910			1:54.147		12	40.281		39.266	166.9	<u>32.093</u>			<u>1:51.640</u>	
5	41.088		39.968	163.4	32.743			1:53.799		13	40.300		39.313	166.4	32.453			1:52.066	
6	41.134		40.758	162.2	32.627			1:54.519		14	40.398		39.824	163.4	32.370			1:52.592	
7	40.756		39.686	163.9	33.413			1:53.855		15	<u>40.205</u>		39.614	165.9	32.487			1:52.306	
8	40.572		39.935	163.4	32.447			1:52.954		16	40.529		39.454	164.9	32.569			1:52.552	



German Speedweek Oschersleben

ADAC Junior Cup powered by KTM - Qualifikation 1 Laps and Sector Times

21 - 24 August 2014
Oschersleben - 3667 mtr.

87 Lukas Wimmer									KTM RC390									
lap	Sect-1	Speed	Sect-2	Speed	Sect-3	Speed	TopSpeed	laptime pit	lap	Sect-1	Speed	Sect-2	Speed	Sect-3	Speed	Topspeed	laptime pit	
1	Out		43.022	157.4	35.122			2:14.823	6	40.902		39.317	156.1	In			2:10.996	P
2	42.149		39.683	161.4	32.689			1:54.521	7	Out		39.189	166.7	32.366			3:42.573	
3	40.147		38.257	166.7	31.482			1:49.886	8	39.153		37.424	163.4	31.294			1:47.871	
4	39.227		37.885	166.2	31.448			1:48.560	9	38.561		41.113	113.2	In			2:04.568	P
5	39.241		37.781	166.2	31.055			1:48.077	10									

German Speedweek Oschersleben

ADAC Junior Cup powered by KTM - Qualifikation 1
Laptimes

21 - 24 August 2014
Oschersleben - 3667 mtr.

Nbr	Name	Laps	lap	Lap ..1	Lap ..2	Lap ..3	Lap ..4	Lap ..5	Lap ..6	Lap ..7	Lap ..8	Lap ..9	Lap ..0
7	Tim Georgi	16	1 - 10	2:10.044	1:53.968	1:48.261	2:03.340	3:19.585	1:44.930	1:44.440	1:44.244	1:43.847	1:43.747
			11 - 20	1:49.289	1:43.549	1:43.297	1:43.565	1:43.669	2:01.405				
4	Matthias Meggle	17	1 - 10	1:59.918	1:50.526	1:46.204	1:46.206	1:48.565	1:46.393	1:44.366	1:43.999	1:43.953	1:47.342
			11 - 20	1:46.488	1:44.448	1:44.127	1:46.731	1:46.255	1:43.858	1:44.155			
6	Lukas Tulovic	16	1 - 10	2:13.611	2:24.924	1:46.585	1:45.895	1:45.649	1:47.520	1:45.012	2:15.913	2:05.836	1:45.165
			11 - 20	1:44.450	1:44.309	1:44.945	1:44.483	1:44.422	1:44.158				
17	Marc Zellhöfer	15	1 - 10	2:04.481	1:52.171	1:47.596	1:46.604	1:49.949	3:33.130	2:59.485	1:47.391	1:45.894	1:45.418
			11 - 20	1:45.036	1:44.816	1:44.887	1:44.631	1:44.424					
3	Dennis Norick Stelzer	17	1 - 10	2:08.645	1:54.509	1:48.833	1:47.410	1:46.567	1:46.668	1:46.021	1:45.765	1:45.682	1:45.539
			11 - 20	1:44.719	1:47.086	1:45.112	1:44.516	1:45.449	1:46.310	2:04.884			
11	Pedro John	17	1 - 10	2:03.318	1:50.475	1:47.579	1:46.696	1:45.626	1:46.623	1:45.023	1:44.813	1:45.508	1:46.063
			11 - 20	1:46.072	1:45.392	1:44.627	1:45.295	1:45.577	1:44.988	1:45.406			
23	Kenny Leibold	16	1 - 10	1:58.142	1:52.202	1:47.864	1:46.330	1:45.893	1:45.421	1:46.121	1:59.852	3:35.474	1:53.151
			11 - 20	1:46.416	1:46.120	1:52.037	1:49.003	1:49.204	1:45.646				
5	Jonas Hähle	17	1 - 10	2:02.839	1:54.010	1:47.658	1:48.154	1:46.287	1:46.329	1:47.297	1:46.675	1:46.168	2:04.674
			11 - 20	1:46.591	1:46.060	1:45.951	1:46.172	1:45.879	1:49.863	1:48.003			
12	Leon Langstädtler	17	1 - 10	1:59.206	1:49.673	1:48.394	1:47.837	1:49.661	1:47.842	1:47.474	1:46.854	1:46.285	1:47.935
			11 - 20	1:47.407	1:47.256	1:51.785	1:49.246	1:45.942	1:47.150	1:46.751			
8	Maximilian Sohnus	16	1 - 10	2:07.534	1:51.952	1:49.463	1:49.162	1:47.974	1:50.654	1:48.084	1:47.910	1:59.410	2:49.938
			11 - 20	1:47.436	1:46.928	1:47.032	1:49.090	1:46.886	1:46.086				
53	Michael Verbrugghe	15	1 - 10	2:06.785	1:50.797	1:47.795	1:47.296	1:46.783	1:54.278	1:46.652	1:46.507	1:46.477	2:00.448
			11 - 20	4:30.366	1:47.386	1:46.289	1:46.260	1:46.313					
51	Jirka Mrkývka	17	1 - 10	2:01.329	1:52.258	1:49.483	1:48.890	1:48.232	1:47.936	1:49.307	1:47.316	1:46.707	1:53.697
			11 - 20	1:46.316	1:46.578	1:46.406	1:47.454	1:47.504	1:47.423	1:46.326			
1	Dominic Kašner	17	1 - 10	2:02.178	1:50.812	1:49.007	1:49.082	1:48.486	1:48.117	1:46.700	1:46.483	1:47.774	1:47.163
			11 - 20	1:50.237	1:47.669	1:47.031	1:46.875	1:46.463	1:47.389	1:46.669			
20	Hagen Wiedemann	15	1 - 10	2:07.010	1:50.890	1:48.769	1:48.731	1:48.149	1:48.324	1:48.419	1:58.855	1:46.570	2:01.010
			11 - 20	3:49.450	1:46.946	1:47.150	1:46.571	1:46.893					
9	Milan Wiedemann	15	1 - 10	2:00.418	1:50.630	1:49.316	1:49.238	1:48.087	1:48.003	1:48.129	1:47.171	1:47.269	1:46.928
			11 - 20	1:46.834	1:46.713	1:49.136	1:53.623	2:08.626					
26	Toni Thurmayer	15	1 - 10	2:04.286	1:52.209	1:48.986	1:49.072	1:48.621	1:50.522	1:48.169	1:48.418	1:47.465	2:09.480
			11 - 20	3:57.618	1:48.317	1:47.740	1:47.867	1:47.376					
14	Jendrik Sättele	15	1 - 10	2:16.451	2:00.699	1:52.437	1:50.970	1:51.357	1:49.860	2:02.024	4:29.431	1:48.924	1:47.709
			11 - 20	1:48.618	1:52.121	1:49.482	1:48.486	2:06.010					
87	Lukas Wimmer	9	1 - 10	2:14.823	1:54.521	1:49.886	1:48.560	1:48.077	2:10.996	3:42.573	1:47.871	2:04.568	



German Speedweek Oschersleben

ADAC Junior Cup powered by KTM - Qualifikation 1
Laptimes

21 - 24 August 2014
Oschersleben - 3667 mtr.

Nbr	Name	Laps	lap	Lap ..1	Lap ..2	Lap ..3	Lap ..4	Lap ..5	Lap ..6	Lap ..7	Lap ..8	Lap ..9	Lap ..0
18	Tom Günther	16	1 - 10	2:19.528	2:05.765	1:59.011	1:54.478	1:52.335	1:51.845	1:51.376	1:51.433	1:52.033	1:50.707
			11 - 20	1:50.353	1:49.108	1:49.837	1:50.682	1:50.746	1:48.297				
21	Marlon Schroeder	16	1 - 10	2:03.142	1:53.440	1:52.209	1:55.630	1:50.922	2:05.706	2:56.974	1:49.468	1:50.269	1:49.339
			11 - 20	1:54.372	1:50.112	1:49.456	1:52.210	1:51.178	1:53.064				
24	Yannick Kruse	13	1 - 10	2:11.628	1:57.883	1:53.552	1:52.760	1:51.800	1:51.942	1:50.312	1:50.467	2:10.491	3:49.085
			11 - 20	1:49.911	1:51.168	2:14.098							
50	Rokus Liaudanskas	13	1 - 10	2:07.712	1:55.796	1:51.484	1:53.059	1:51.776	1:52.152	1:51.866	2:11.712	4:15.058	1:51.786
			11 - 20	1:50.920	1:50.987	2:31.178							
16	Yannik Tuisel	16	1 - 10	2:14.552	2:00.302	1:55.781	1:54.616	1:54.465	1:54.750	1:52.999	1:53.306	1:53.482	1:52.541
			11 - 20	1:51.462	1:51.378	1:51.560	1:51.177	1:51.346	1:51.129				
54	Joel Kugler	16	1 - 10	2:13.219	1:56.655	1:54.285	1:54.147	1:53.799	1:54.519	1:53.855	1:52.954	1:53.458	1:53.111
			11 - 20	1:51.776	1:51.640	1:52.066	1:52.592	1:52.306	1:52.552				
19	Chris Leibold	15	1 - 10	2:09.939	2:02.258	1:55.137	1:54.327	1:53.839	1:54.919	1:53.602	1:53.866	2:11.904	2:55.376
			11 - 20	1:52.950	1:53.455	1:53.010	1:52.489	1:52.474					
25	Jessica Langstädtler	16	1 - 10	2:07.174	1:58.534	1:56.183	1:54.920	1:53.994	1:54.167	1:54.349	1:56.354	1:53.311	1:53.999
			11 - 20	1:58.018	1:52.559	1:55.684	1:53.265	2:04.271	1:53.500				
52	Petr Voslajer	0	1 - 10										
			11 - 20										



German Speedweek Oschersleben

ADAC Junior Cup powered by KTM - Qualifikation 1 Sector analyse

21 - 24 August 2014
Oschersleben - 3667 mtr.

Pos	Nbr	Name / Team name	Sector 1			Sector 2			Sector 3			Theoretical best	Actual best	In
			time	Lap	pos	time	Lap	pos	time	Lap	pos			
1	7	Tim Georgi (GER)	37.101	14	1	36.065	12	1	29.627	13	1	1:42.793	1:43.297	13
2	4	Matthias Meggle (GER)	37.534	15	2	36.165	12	2	29.868	9	4	1:43.567	1:43.858	16
3	6	Lukas Tulovic (GER)	37.617	11	3	36.185	16	3	29.827	16	2	1:43.629	1:44.158	16
4	17	Marc Zellhöfer (GER)	37.973	12	5	36.465	12	4	29.838	15	3	1:44.276	1:44.424	15
5	3	Dennis Norick Stelzer (GER)	38.004	14	6	36.496	11	6	29.933	14	5	1:44.433	1:44.516	14
6	11	Pedro John (GER)	37.871	8	4	36.482	17	5	30.005	13	6	1:44.358	1:44.627	13
7	23	Kenny Leibold (GER)	38.236	11	8	36.722	7	8	30.242	5	8	1:45.200	1:45.421	6
8	5	Jonas Hähle (GER)	38.462	12	10	36.906	9	11	30.195	15	7	1:45.563	1:45.879	15
9	12	Leon Langstädtler (GER)	38.533	15	11	36.869	15	9	30.493	9	11	1:45.895	1:45.942	15
10	8	Maximilian Sohnius (GER)	38.761	16	15	36.600	16	7	30.725	16	15	1:46.086	1:46.086	16
11	53	Michael Verbrugge (BEL)	38.690	8	14	36.906	15	12	30.522	13	12	1:46.118	1:46.260	14
12	51	Jirka Mrkývka (CZE)	38.239	13	9	36.904	17	10	30.287	12	9	1:45.430	1:46.316	11
13	1	Dominic Kaßner (GER)	38.165	8	7	37.056	17	14	30.644	14	14	1:45.865	1:46.463	15
14	20	Hagen Wiedemann (GER)	38.983	9	16	37.006	15	13	30.482	12	10	1:46.471	1:46.570	9
15	9	Milan Wiedemann (GER)	38.644	12	13	37.354	11	16	30.642	12	13	1:46.640	1:46.713	12
16	26	Toni Thurmayer (GER)	39.253	8	19	37.224	15	15	30.783	9	16	1:47.260	1:47.376	15
17	14	Jendrik Sättele (GER)	39.169	12	18	37.520	10	18	30.978	10	18	1:47.667	1:47.709	10
18	87	Lukas Wimmer (AUT)	38.561	9	12	37.424	8	17	31.055	5	19	1:47.040	1:47.871	8
19	18	Tom Günther (GER)	39.159	12	17	37.558	16	19	30.915	16	17	1:47.632	1:48.297	16
20	21	Marlon Schroeder (GER)	39.501	13	20	38.081	8	20	31.154	10	20	1:48.736	1:49.339	10
21	24	Yannick Kruse (GER)	40.189	9	22	38.348	7	21	31.170	11	21	1:49.707	1:49.911	11
22	50	Rokus Liaudanskas (LTU)	40.033	11	21	38.717	11	23	32.135	12	25	1:50.885	1:50.920	11
23	16	Yannik Tuisel (GER)	40.296	11	24	38.644	16	22	31.792	12	22	1:50.732	1:51.129	16
24	54	Joel Kugler (SUI)	40.205	15	23	39.025	11	24	32.093	12	24	1:51.323	1:51.640	12
25	19	Chris Leibold (GER)	40.920	14	26	39.395	15	26	32.075	15	23	1:52.390	1:52.474	15
26	25	Jessica Langstädtler (GER)	40.863	9	25	39.366	12	25	32.282	12	26	1:52.511	1:52.559	12
27	52	Petr Voslajer (CZE)												0



German Speedweek Oschersleben

Heat Statistics

Heat name : ADAC Junior Cup powered by KTM - Qualifikation 1
 Heat Date : 23 August 2014
 Weather : Sunny, track dry, 19°C
 Circuit name : Oschersleben - 3667 mtr.

Participants Started : 27 Participants Classified : 29
 Participants Finished : 22 Participants Not Classified : 0
 Participants Not Finished : 7

Green flag at : 23.08.2014 - 09:55:00 Heat recording start time : 23.08.2014 - 09:49:03
 Finish flag waved at : 23.08.2014 - 10:25:00 Heat recording end time : 23.08.2014 - 10:27:48
 Total time under Green : 30:00 Total of All Laps in Heat : 403
 Number of cautions : 0 Total time under Yellow : 00:00:00
 Number of code-60's : 0 Total time under Code-60 : 00:00:00

Best Lap time history during the Heat

#	Nbr	lap time	in lap	Name	of	time of day
1	12	1:49.673	2	Leon Langstädtler	KTM RC390	09:58:58
2	12	1:48.394	3	Leon Langstädtler	KTM RC390	10:00:46
3	11	1:47.579	3	Pedro John	KTM RC390	10:00:55
4	4	1:46.204	3	Matthias Meggle	KTM RC390	10:00:55
5	6	1:45.895	4	Lukas Tulovic	KTM RC390	10:04:06
6	11	1:45.626	5	Pedro John	KTM RC390	10:04:28
7	23	1:45.421	6	Kenny Leibold	KTM RC390	10:06:16
8	11	1:45.023	7	Pedro John	KTM RC390	10:07:59
9	4	1:44.366	7	Matthias Meggle	KTM RC390	10:08:01
10	4	1:43.999	8	Matthias Meggle	KTM RC390	10:09:45
11	4	1:43.953	9	Matthias Meggle	KTM RC390	10:11:29
12	7	1:43.847	9	Tim Georgi	KTM RC390	10:13:59
13	7	1:43.747	10	Tim Georgi	KTM RC390	10:15:43
14	7	1:43.549	12	Tim Georgi	KTM RC390	10:19:16
15	7	1:43.297	13	Tim Georgi	KTM RC390	10:20:59

German Speedweek Oschersleben

ADAC Junior Cup powered by KTM - Qualifikation 2

21 - 24 August 2014
Oschersleben - 3667 mtr.


Pos	Nbr	Name / Entrant	Motorcycle / City	Fastest	In	Gap	Diff	Laps	Km/h
1	11	Pedro John ADAC Württemberg e.V.	KTM RC390 Ulm	1:44.173	13			14	126.72
2	6	Lukas Tulovic ADAC Nordbaden e.V. / Levior RT Racing	KTM RC390 Eberbach	1:44.798	14	0.625	0.625	14	125.97
3	4	Matthias Meggle ADAC Team Südbayern e.V.	KTM RC390 Reicholzried	1:44.886	10	0.713	0.088	14	125.86
4	7	Tim Georgi ADAC Berlin-Brandenburg e.V. / Team Berg	KTM RC390 Berlin	1:44.931	13	0.758	0.045	13	125.81
5	53	Michael Verbrugghe Team Motorsportschool Zolder	KTM RC390 Kessel	1:45.008	13	0.835	0.077	13	125.72
6	3	Dennis Norick Stelzer ADAC Sachsen e.V. / Beinlich Racing Team	KTM RC390 Dohma	1:45.146	14	0.973	0.138	14	125.55
7	23	Kenny Leibold ADAC Württemberg e.V.	KTM RC390 Schlierbach	1:45.296	8	1.123	0.150	13	125.37
8	17	Marc Zellhöfer ADAC Nordbayern e.V.	KTM RC390 Fürth	1:45.580	8	1.407	0.284	13	125.04
9	87	Lukas Wimmer	KTM RC390	1:45.613	13	1.440	0.033	13	125.00
10	5	Jonas Hähle ADAC Racing Team AMC Sachsenring e.V.	KTM RC390 Lugau	1:45.681	14	1.508	0.068	14	124.92
11	8	Maximilian Sohnus ADAC Team Südbayern e.V.	KTM RC390 Hausham	1:46.108	13	1.935	0.427	14	124.41
12	1	Dominic Kaßner ADAC Racing Team AMC Sachsenring e.V.	KTM RC390 Kemtau	1:46.152	11	1.979	0.044	13	124.36
13	12	Leon Langstädtler ADAC Hessen-Thüringen e.V.	KTM RC390 Idstein	1:46.228	14	2.055	0.076	14	124.27
14	51	Jirka Mrkývka	KTM RC390 Brno	1:46.530	7	2.357	0.302	13	123.92
15	9	Milan Wiedemann ADAC Westfalen e.V. Bereich Sport	KTM RC390 Everswinkel	1:46.801	11	2.628	0.271	13	123.61
16	26	Toni Thurmayer ADAC Nordbayern e.V.	KTM RC390 Stockstadt	1:47.464	7	3.291	0.663	13	122.84
17	20	Hagen Wiedemann ADAC Westfalen e.V. Bereich Sport	KTM RC390 Everswinkel	1:47.509	5	3.336	0.045	12	122.79
18	14	Jendrik Sättele ADAC Württemberg e.V.	KTM RC390 Balingen	1:47.527	12	3.354	0.018	12	122.77
19	18	Tom Günther ADAC Racing Team AMC Sachsenring e.V.	KTM RC390 Gersdorf	1:48.205	12	4.032	0.678	14	122.00
20	52	Petr Voslajer AMK Czech Budejovice	KTM RC390 Ratbor	1:49.892	5	5.719	1.687	6	120.13
21	24	Yannick Kruse ADAC Ostwestfalen-Lippe e.V.	KTM RC390 Löhne	1:49.911	12	5.738	0.019	12	120.11
22	21	Marlon Schroeder ADAC Westfalen e.V. Bereich Sport	KTM RC390 Datteln	1:50.462	6	6.289	0.551	12	119.51

Fastest time : 1:44.173 in lap 13 by nbr. 11 : Pedro John (KTM RC390)

Publication-time

Results and Laptimes : www.raceresults.nu

Timekeeping by : RSTime by Time Service BV

Clerk of the Course Otmar Bange	Steward	Timekeeper H. Roelse - TimeService.nl	
Page 1 of 2	Results remain provisional pending technical examination and decisions from the stewards of the meeting		



German Speedweek Oschersleben

ADAC Junior Cup powered by KTM - Qualifikation 2

21 - 24 August 2014
Oschersleben - 3667 mtr.

Pos	Nbr	Name / Entrant	Motorcycle / City	Fastest	In	Gap	Diff	Laps	Km/h
23	50	Rokus Liaudanskas	KTM RC390 Baragine	1:51.098	10	6.925	0.636	11	118.82
24	25	Jessica Langstädtler ADAC Hessen-Thüringen e.V.	KTM RC390 Idstein	1:51.789	12	7.616	0.691	12	118.09
25	16	Yannik Tuisel ADAC e.V. Bereich Jugend und Sport	KTM RC390 Gladenbach	1:51.973	12	7.800	0.184	13	117.90
26	54	Joel Kugler	KTM RC390 Rebstein	1:52.817	12	8.644	0.844	13	117.01
27	19	Chris Leibold ADAC Württemberg e.V.	KTM RC390 Schlierbach	1:52.905	5	8.732	0.088	13	116.92

Fastest time : 1:44.173 in lap 13 by nbr. 11 : Pedro John (KTM RC390)

Publication-time

Results and Laptimes : www.raceresults.nu

Timekeeping by : RSTime by Time Service BV

Clerk of the Course Otmir Bange	Steward	Timekeeper H. Roelse - TimeService.nl	
Page 2 of 2	Results remain provisional pending technical examination and decisions from the stewards of the meeting		

German Speedweek Oschersleben

ADAC Junior Cup powered by KTM - Qualifikation 2 Laps and Sector Times

21 - 24 August 2014
Oschersleben - 3667 mtr.

1 Dominic Kaßner										KTM RC390									
lap	Sect-1	Speed	Sect-2	Speed	Sect-3	Speed	TopSpeed	laptime	pit	lap	Sect-1	Speed	Sect-2	Speed	Sect-3	Speed	Topspeed	laptime	pit
1	42.899		39.265	161.2	32.490			1:54.654		8	39.220		37.203	163.9	30.929			1:47.352	
2	40.474		38.330	164.4	31.696			1:50.500		9	39.605		<u>36.830</u>	<u>172.8</u>	30.866			1:47.301	
3	39.836		38.187	165.4	31.799			1:49.822		10	38.851		37.098	168.8	31.008			1:46.957	
4	40.203		38.017	164.6	31.492			1:49.712		11	<u>38.564</u>		37.016	166.9	<u>30.572</u>			<u>1:46.152</u>	
5	39.747		37.648	166.2	31.090			1:48.485		12	38.681		38.385	166.2	30.737			1:47.803	
6	38.866		37.159	169.0	30.667			1:46.692		13	38.922		36.914	167.4	30.718			1:46.554	
7	38.924		37.580	164.6	30.833			1:47.337		14									

3 Dennis Norick Stelzer										KTM RC390									
lap	Sect-1	Speed	Sect-2	Speed	Sect-3	Speed	TopSpeed	laptime	pit	lap	Sect-1	Speed	Sect-2	Speed	Sect-3	Speed	Topspeed	laptime	pit
1	Out		41.119	164.4	33.237			2:08.983		8	38.702		36.825	168.2	30.196			1:45.723	
2	41.898		39.484	168.2	31.501			1:52.883		9	38.657		36.709	167.4	30.310			1:45.676	
3	39.733		37.937	168.0	30.707			1:48.377		10	47.963		39.583	166.7	35.165			2:02.711	
4	39.337		37.276	172.0	31.246			1:47.859		11	38.561		<u>36.604</u>	169.3	30.089			1:45.254	
5	39.057		37.060	171.2	30.499			1:46.616		12	<u>38.268</u>		36.651	168.5	30.290			1:45.209	
6	38.510		38.914	166.9	30.615			1:48.039		13	38.460		36.605	169.3	30.114			1:45.179	
7	38.642		36.634	<u>172.5</u>	<u>30.079</u>			1:45.355		14	38.338		36.653	169.0	30.155			<u>1:45.146</u>	

4 Matthias Meggle										KTM RC390									
lap	Sect-1	Speed	Sect-2	Speed	Sect-3	Speed	TopSpeed	laptime	pit	lap	Sect-1	Speed	Sect-2	Speed	Sect-3	Speed	Topspeed	laptime	pit
1	Out		41.854	165.4	33.227			2:06.180		8	<u>37.872</u>		37.361	169.8	30.278			1:45.511	
2	40.430		38.392	170.6	31.491			1:50.313		9	38.523		37.091	173.1	30.345			1:45.959	
3	39.191		39.891	167.2	30.947			1:50.029		10	38.034		36.629	171.2	30.223			<u>1:44.886</u>	
4	38.632		37.089	172.5	30.567			1:46.288		11	38.794		36.814	168.2	30.190			1:45.798	
5	38.552		37.144	170.6	30.504			1:46.200		12	37.971		37.335	170.9	30.573			1:45.879	
6	38.642		36.782	172.0	30.282			1:45.706		13	38.387		36.618	171.7	<u>30.111</u>			1:45.116	
7	38.457		36.622	<u>176.8</u>	30.711			1:45.790		14	38.090		<u>36.575</u>	171.4	30.334			1:44.999	

5 Jonas Hähle										KTM RC390									
lap	Sect-1	Speed	Sect-2	Speed	Sect-3	Speed	TopSpeed	laptime	pit	lap	Sect-1	Speed	Sect-2	Speed	Sect-3	Speed	Topspeed	laptime	pit
1	Out		43.732	150.4	34.113			2:13.591		8	38.532		37.213	168.2	<u>30.327</u>			1:46.072	
2	41.837		39.481	161.2	32.047			1:53.365		9	38.650		<u>36.438</u>	<u>174.5</u>	30.679			1:45.767	
3	39.778		39.343	166.9	31.345			1:50.466		10	38.920		36.759	172.8	30.802			1:46.481	
4	39.283		37.566	167.2	30.652			1:47.501		11	38.773		36.848	167.4	30.447			1:46.068	
5	38.726		37.025	170.6	30.601			1:46.352		12	38.578		37.055	167.7	30.970			1:46.603	
6	38.600		36.843	170.9	30.366			1:45.809		13	38.760		37.642	167.2	30.588			1:46.990	
7	38.554		36.507	173.9	30.888			1:45.949		14	<u>38.450</u>		36.786	169.0	30.445			<u>1:45.681</u>	

6 Lukas Tulovic										KTM RC390									
lap	Sect-1	Speed	Sect-2	Speed	Sect-3	Speed	TopSpeed	laptime	pit	lap	Sect-1	Speed	Sect-2	Speed	Sect-3	Speed	Topspeed	laptime	pit
1	Out		41.733	162.7	In			2:18.506	P	8	38.534		36.917	167.7	30.435			1:45.886	
2	Out		38.965	164.6	31.601			2:28.166		9	38.327		36.868	164.6	30.618			1:45.813	
3	39.394		37.600	167.4	31.107			1:48.101		10	38.383		36.540	167.7	30.316			1:45.239	
4	39.200		37.480	168.0	30.778			1:47.458		11	<u>38.133</u>		36.690	166.9	30.441			1:45.264	
5	39.066		37.176	167.7	30.675			1:46.917		12	38.490		36.729	166.4	30.288			1:45.507	
6	38.560		36.724	<u>173.6</u>	30.830			1:46.114		13	38.210		36.664	167.2	30.267			1:45.141	
7	38.443		36.676	169.5	30.511			1:45.630		14	38.137		<u>36.471</u>	167.4	<u>30.190</u>			<u>1:44.798</u>	

7 Tim Georgi										KTM RC390									
lap	Sect-1	Speed	Sect-2	Speed	Sect-3	Speed	TopSpeed	laptime	pit	lap	Sect-1	Speed	Sect-2	Speed	Sect-3	Speed	Topspeed	laptime	pit
1	Out		41.008	168.2	34.530			2:09.932		8	39.113		<u>36.709</u>	173.9	30.355			1:46.177	
2	41.275		39.681	165.6	31.850			1:52.806		9	38.663		37.054	166.7	In			2:06.413	P
3	39.001		37.618	<u>175.9</u>	31.880			1:48.499		10	Out		37.852	166.7	30.704			3:32.796	
4	38.543		37.076	174.5	31.116			1:46.735		11	38.378		36.849	169.3	30.298			1:45.525	
5	38.588		36.951	170.3	30.470			1:46.009		12	38.365		36.814	169.5	30.191			1:45.370	

German Speedweek Oschersleben

ADAC Junior Cup powered by KTM - Qualifikation 2 Laps and Sector Times

21 - 24 August 2014
Oschersleben - 3667 mtr.

6	38.255	39.345	168.0	30.751	1:48.351	13	38.094	36.777	169.0	<u>30.060</u>	<u>1:44.931</u>
7	<u>38.020</u>	36.767	169.5	30.275	1:45.062	14					

8 Maximilian Sohnus										KTM RC390										
lap	Sect-1	Speed	Sect-2	Speed	Sect-3	Speed	TopSpeed	laptime	pit	lap	Sect-1	Speed	Sect-2	Speed	Sect-3	Speed	Topspeed	laptime	pit	
1	Out		41.181	161.9	34.384			2:07.560		8	39.142		37.335	164.1	31.219				1:47.696	
2	40.834		38.814	163.4	31.721			1:51.369		9	45.499		41.744	128.3	32.132				1:59.375	
3	39.196		39.775	166.9	31.334			1:50.305		10	39.112		37.163	162.7	30.952				1:47.227	
4	39.122		37.360	<u>167.4</u>	31.133			1:47.615		11	38.983		38.142	163.1	30.932				1:48.057	
5	38.992		37.282	165.9	31.213			1:47.487		12	40.016		37.620	165.1	30.867				1:48.503	
6	39.376		37.127	164.4	31.001			1:47.504		13	38.756		<u>36.808</u>	166.7	<u>30.544</u>				<u>1:46.108</u>	
7	38.847		37.160	165.4	31.071			1:47.078		14	<u>38.602</u>		37.062	167.2	30.719				1:46.383	

9 Milan Wiedemann										KTM RC390										
lap	Sect-1	Speed	Sect-2	Speed	Sect-3	Speed	TopSpeed	laptime	pit	lap	Sect-1	Speed	Sect-2	Speed	Sect-3	Speed	Topspeed	laptime	pit	
1	Out		40.566	162.2	32.818			2:03.146		8	Out		37.979	164.9	31.923				3:11.109	
2	41.416		38.380	165.4	32.808			1:52.604		9	39.943		50.315	104.0	32.173				2:02.431	
3	40.050		38.016	166.7	31.264			1:49.330		10	39.029		37.469	<u>167.2</u>	30.804				1:47.302	
4	39.617		38.008	165.6	31.287			1:48.912		11	<u>38.949</u>		37.236	164.6	<u>30.616</u>				<u>1:46.801</u>	
5	39.580		37.849	165.1	31.101			1:48.530		12	39.084		<u>37.115</u>	165.6	30.710				1:46.909	
6	39.278		37.827	163.1	31.299			1:48.404		13	39.057		37.401	163.6	30.988				1:47.446	
7	39.333		37.568	164.9	In			2:00.549	P	14										

11 Pedro John										KTM RC390										
lap	Sect-1	Speed	Sect-2	Speed	Sect-3	Speed	TopSpeed	laptime	pit	lap	Sect-1	Speed	Sect-2	Speed	Sect-3	Speed	Topspeed	laptime	pit	
1	Out		43.659	161.2	34.206			2:13.970		8	38.326		36.680	168.8	30.027				1:45.033	
2	40.984		38.726	164.6	32.510			1:52.220		9	38.135		36.411	168.8	30.066				1:44.612	
3	39.717		37.513	167.2	31.383			1:48.613		10	<u>37.937</u>		36.335	169.5	30.193				1:44.465	
4	39.096		37.330	169.0	30.856			1:47.282		11	38.221		36.796	167.4	30.443				1:45.460	
5	38.770		36.993	168.2	30.708			1:46.471		12	38.229		36.564	169.3	29.918				1:44.711	
6	38.581		37.296	<u>173.4</u>	30.747			1:46.624		13	37.999		<u>36.264</u>	170.3	<u>29.910</u>				<u>1:44.173</u>	
7	38.409		36.738	169.0	30.235			1:45.382		14	37.946		36.595	169.5	30.998				1:45.539	

12 Leon Langstättler										KTM RC390										
lap	Sect-1	Speed	Sect-2	Speed	Sect-3	Speed	TopSpeed	laptime	pit	lap	Sect-1	Speed	Sect-2	Speed	Sect-3	Speed	Topspeed	laptime	pit	
1	Out		42.203	159.8	33.650			2:06.420		8	38.957		37.570	166.2	30.766				1:47.293	
2	40.822		38.667	164.9	31.709			1:51.198		9	38.732		<u>36.960</u>	<u>169.0</u>	<u>30.545</u>				1:46.237	
3	39.783		38.272	164.4	31.663			1:49.718		10	38.641		37.118	166.9	31.132				1:46.891	
4	39.850		38.720	164.9	31.699			1:50.269		11	38.840		37.200	167.4	30.925				1:46.965	
5	39.308		37.695	164.6	31.385			1:48.388		12	39.403		37.092	167.4	30.807				1:47.302	
6	40.362		45.706	144.4	31.469			1:57.537		13	38.594		37.532	166.4	30.894				1:47.020	
7	38.708		37.228	168.0	30.860			1:46.796		14	<u>38.519</u>		37.083	166.7	30.626				<u>1:46.228</u>	

14 Jendrik Sättele										KTM RC390										
lap	Sect-1	Speed	Sect-2	Speed	Sect-3	Speed	TopSpeed	laptime	pit	lap	Sect-1	Speed	Sect-2	Speed	Sect-3	Speed	Topspeed	laptime	pit	
1	Out		42.951	159.8	35.518			2:12.708		7	39.799		38.116	164.1	31.309				1:49.224	
2	42.537		40.596	158.1	31.790			1:54.923		8	39.754		37.866	164.4	<u>30.862</u>				1:48.482	
3	39.826		37.746	168.5	32.391			1:49.963		9	39.825		37.943	160.0	31.158				1:48.926	
4	40.286		37.564	<u>170.1</u>	31.666			1:49.516		10	39.363		39.582	162.9	31.669				1:50.614	
5	40.302		37.456	167.2	In			1:58.224	P	11	39.337		40.303	96.3	33.311				1:52.951	
6	Out		38.868	163.6	31.818			3:54.239		12	<u>38.995</u>		<u>37.304</u>	168.5	31.228				<u>1:47.527</u>	

16 Yannik Tuisel										KTM RC390										
lap	Sect-1	Speed	Sect-2	Speed	Sect-3	Speed	TopSpeed	laptime	pit	lap	Sect-1	Speed	Sect-2	Speed	Sect-3	Speed	Topspeed	laptime	pit	
1	Out		43.374	157.2	34.794			2:09.486		8	41.339		39.694	160.2	32.356				1:53.389	
2	42.737		41.252	159.5	33.275			1:57.264		9	41.340		39.810	160.2	32.423				1:53.573	
3	41.928		40.437	160.5	32.886			1:55.251		10	41.144		39.761	159.5	32.620				1:53.525	

German Speedweek Oschersleben

ADAC Junior Cup powered by KTM - Qualifikation 2 Laps and Sector Times

21 - 24 August 2014
Oschersleben - 3667 mtr.

4	41.319	40.017	160.0	33.052	1:54.388	11	40.886	39.625	160.0	32.197	1:52.708
5	42.187	40.018	159.5	32.635	1:54.840	12	<u>40.645</u>	39.324	<u>163.9</u>	<u>32.004</u>	<u>1:51.973</u>
6	41.534	39.842	160.5	32.621	1:53.997	13	40.710	<u>39.266</u>	161.7	32.192	1:52.168
7	41.497	39.737	160.7	32.484	1:53.718	14					

17 Marc Zellhöfer										KTM RC390										
lap	Sect-1	Speed	Sect-2	Speed	Sect-3	Speed	TopSpeed	laptime	pit	lap	Sect-1	Speed	Sect-2	Speed	Sect-3	Speed	Topspeed	laptime	pit	
1	Out		47.142	145.0	37.032			2:23.001		8	<u>38.351</u>		<u>36.878</u>	<u>169.5</u>	<u>30.351</u>				<u>1:45.580</u>	
2	45.371		41.947	157.9	34.715			2:02.033		9	38.522		36.938	168.0	30.804				1:46.264	
3	42.147		40.568	162.4	32.421			1:55.136		10	55.298		42.600	160.2	31.598				2:09.496	
4	40.374		38.991	165.1	32.264			1:51.629		11	41.002		45.073	74.1	41.369				2:07.444	
5	39.348		37.592	165.9	31.014			1:47.954		12	38.827		43.470	80.7	44.174				2:06.471	
6	39.006		37.598	165.4	30.776			1:47.380		13	39.119		37.472	165.9	30.920				1:47.511	
7	41.873		38.068	169.3	30.663			1:50.604		14										

18 Tom Günther										KTM RC390										
lap	Sect-1	Speed	Sect-2	Speed	Sect-3	Speed	TopSpeed	laptime	pit	lap	Sect-1	Speed	Sect-2	Speed	Sect-3	Speed	Topspeed	laptime	pit	
1	Out		45.061	160.7	36.140			2:15.132		8	39.733		39.240	162.9	32.671				1:51.644	
2	43.171		40.340	162.2	34.031			1:57.542		9	39.857		38.270	165.1	31.504				1:49.631	
3	40.798		38.992	165.9	32.592			1:52.382		10	40.281		38.723	163.1	31.649				1:50.653	
4	40.848		39.180	165.4	32.236			1:52.264		11	39.526		37.870	<u>167.2</u>	31.209				1:48.605	
5	40.472		40.233	163.4	32.998			1:53.703		12	<u>39.098</u>		<u>37.736</u>	166.4	31.371				<u>1:48.205</u>	
6	40.407		42.196	166.4	32.534			1:55.137		13	39.328		39.164	163.1	31.606				1:50.098	
7	40.060		38.946	165.1	31.906			1:50.912		14	39.746		38.289	164.6	<u>31.135</u>				1:49.170	

19 Chris Leibold										KTM RC390										
lap	Sect-1	Speed	Sect-2	Speed	Sect-3	Speed	TopSpeed	laptime	pit	lap	Sect-1	Speed	Sect-2	Speed	Sect-3	Speed	Topspeed	laptime	pit	
1	Out		51.308	132.4	37.580			2:30.175		8	41.246		39.585	160.7	32.446				1:53.277	
2	44.155		50.197	147.3	33.252			2:07.604		9	41.189		39.372	160.0	34.890				1:55.451	
3	42.133		39.992	161.9	32.755			1:54.880		10	51.910		41.031	159.3	<u>32.332</u>				2:05.273	
4	41.313		39.482	162.4	32.923			1:53.718		11	41.170		39.505	160.0	32.306				1:52.981	
5	41.011		39.452	<u>163.9</u>	32.442			<u>1:52.905</u>		12	<u>40.758</u>		39.277	161.9	33.516				1:53.551	
6	41.154		39.623	163.4	32.765			1:53.542		13	41.190		<u>39.259</u>	161.4	32.787				1:53.236	
7	41.188		39.415	162.2	32.449			1:53.052		14										

20 Hagen Wiedemann										KTM RC390										
lap	Sect-1	Speed	Sect-2	Speed	Sect-3	Speed	TopSpeed	laptime	pit	lap	Sect-1	Speed	Sect-2	Speed	Sect-3	Speed	Topspeed	laptime	pit	
1	Out		42.822	157.2	35.009			2:10.050		7	Out		39.160	161.7	31.386				3:43.070	
2	41.764		39.799	163.9	31.907			1:53.470		8	39.551		37.522	162.4	31.104				1:48.177	
3	40.080		37.954	164.9	32.074			1:50.108		9	39.578		<u>37.370</u>	162.4	30.892				1:47.840	
4	39.742		37.786	<u>165.1</u>	31.798			1:49.326		10	39.336		37.569	161.7	<u>30.721</u>				1:47.626	
5	39.368		37.409	164.9	30.732			<u>1:47.509</u>		11	39.835		52.974	45.0	37.396				2:10.205	
6	<u>39.283</u>		37.970	164.6	In			1:59.341	P	12	39.436		39.057	161.0	In				2:07.377	P

21 Marlon Schroeder										KTM RC390										
lap	Sect-1	Speed	Sect-2	Speed	Sect-3	Speed	TopSpeed	laptime	pit	lap	Sect-1	Speed	Sect-2	Speed	Sect-3	Speed	Topspeed	laptime	pit	
1	Out		46.480	151.9	36.454			2:17.908		7	41.503		38.872	161.2	32.333				1:52.708	
2	44.711		41.943	154.7	In			2:15.352	P	8	40.653		42.066	153.4	34.054				1:56.773	
3	Out		41.847	139.9	35.234			2:34.317		9	40.288		38.558	161.2	<u>31.811</u>				1:50.657	
4	41.300		39.567	159.3	32.569			1:53.436		10	40.224		38.480	160.5	In				1:57.830	P
5	41.398		38.994	162.9	32.111			1:52.503		11	Out		<u>38.319</u>	163.1	34.527				2:30.165	
6	<u>39.854</u>		38.641	<u>163.4</u>	31.967			<u>1:50.462</u>		12	40.230		38.527	161.2	32.245				1:51.002	

23 Kenny Leibold										KTM RC390										
lap	Sect-1	Speed	Sect-2	Speed	Sect-3	Speed	TopSpeed	laptime	pit	lap	Sect-1	Speed	Sect-2	Speed	Sect-3	Speed	Topspeed	laptime	pit	
1	Out		40.989	159.1	33.407			2:06.049		8	38.565		36.569	168.5	<u>30.162</u>				<u>1:45.296</u>	
2	40.833		38.203	162.4	31.089			1:50.125		9	<u>38.521</u>		39.535	149.4	In				2:02.754	P

German Speedweek Oschersleben

ADAC Junior Cup powered by KTM - Qualifikation 2 Laps and Sector Times

21 - 24 August 2014
Oschersleben - 3667 mtr.

3	39.515	37.365	163.6	30.830	1:47.710	10	Out	37.926	162.9	30.894	4:12.705
4	39.085	37.923	165.1	30.945	1:47.953	11	39.020	37.234	163.9	31.192	1:47.446
5	39.036	37.224	164.1	30.685	1:46.945	12	38.873	37.195	164.6	30.516	1:46.584
6	53.800	37.947	162.4	31.211	2:02.958	13	38.936	37.149	164.4	30.661	1:46.746
7	38.786	<u>36.464</u>	<u>170.6</u>	30.276	1:45.526	14					

24 Yannick Kruse										KTM RC390										
lap	Sect-1	Speed	Sect-2	Speed	Sect-3	Speed	TopSpeed	laptime	pit	lap	Sect-1	Speed	Sect-2	Speed	Sect-3	Speed	Topspeed	laptime	pit	
1	Out		43.941	159.1	34.964			2:12.423		7	<u>40.257</u>		<u>38.271</u>	167.7	31.485				1:50.013	
2	43.122		41.136	161.9	32.870			1:57.128		8	40.609		38.931	164.6	31.673				1:51.213	
3	41.410		39.163	163.9	31.818			1:52.391		9	40.524		38.300	164.1	In				2:11.431	P
4	41.152		39.106	163.4	32.057			1:52.315		10	Out		40.179	164.9	31.819				4:06.211	
5	40.963		38.941	163.6	31.727			1:51.631		11	40.576		38.484	165.4	31.906				1:50.966	
6	40.721		38.887	163.4	31.411			1:51.019		12	40.408		38.343	<u>168.8</u>	<u>31.160</u>				<u>1:49.911</u>	

25 Jessica Langstadtler										KTM RC390										
lap	Sect-1	Speed	Sect-2	Speed	Sect-3	Speed	TopSpeed	laptime	pit	lap	Sect-1	Speed	Sect-2	Speed	Sect-3	Speed	Topspeed	laptime	pit	
1	44.715		43.251	157.4	35.188			2:03.154		7	41.353		40.197	163.6	32.846				1:54.396	
2	43.035		41.415	<u>168.0</u>	33.901			1:58.351		8	41.337		40.381	162.7	33.009				1:54.727	
3	42.025		41.088	165.1	33.305			1:56.418		9	41.456		40.363	160.7	33.442				1:55.261	
4	41.695		40.480	163.6	33.104			1:55.279		10	41.396		40.123	161.7	32.527				1:54.046	
5	41.703		40.322	160.2	33.036			1:55.061		11	41.009		39.467	164.6	32.345				1:52.821	
6	42.138		42.063	161.9	34.270			1:58.471		12	<u>40.231</u>		<u>39.357</u>	165.6	<u>32.201</u>				<u>1:51.789</u>	

26 Toni Thurmayer										KTM RC390										
lap	Sect-1	Speed	Sect-2	Speed	Sect-3	Speed	TopSpeed	laptime	pit	lap	Sect-1	Speed	Sect-2	Speed	Sect-3	Speed	Topspeed	laptime	pit	
1	Out		43.298	161.2	33.397			2:08.977		8	39.209		37.466	167.7	31.193				1:47.868	
2	41.271		38.772	163.4	31.760			1:51.803		9	39.263		37.391	167.2	In				2:03.106	P
3	40.277		38.096	166.7	31.531			1:49.904		10	Out		39.004	162.4	32.889				3:30.098	
4	39.946		37.880	166.9	31.259			1:49.085		11	39.981		37.497	165.1	31.249				1:48.727	
5	39.719		37.567	169.8	31.125			1:48.411		12	39.512		<u>37.356</u>	165.6	<u>30.850</u>				1:47.718	
6	39.213		37.485	<u>170.3</u>	31.104			1:47.802		13	39.215		37.389	166.7	30.864				1:47.468	
7	<u>39.081</u>		37.424	170.1	30.959			<u>1:47.464</u>		14										

50 Rokus Liaudanskas										KTM RC390										
lap	Sect-1	Speed	Sect-2	Speed	Sect-3	Speed	TopSpeed	laptime	pit	lap	Sect-1	Speed	Sect-2	Speed	Sect-3	Speed	Topspeed	laptime	pit	
1	Out		44.076	149.4	In			2:27.447	P	7	41.248		39.480	162.4	32.267				1:52.995	
2	Out		41.745	158.1	34.033			4:17.161		8	<u>40.270</u>		38.942	163.6	In				2:03.341	P
3	41.811		41.215	160.7	32.728			1:55.754		9	Out		39.850	161.0	32.894				2:59.350	
4	40.848		39.101	163.9	<u>32.059</u>			1:52.008		10	40.291		<u>38.680</u>	164.6	32.127				<u>1:51.098</u>	
5	41.382		39.155	164.9	32.393			1:52.930		11	43.341		45.010	<u>165.4</u>	32.393				2:00.744	
6	40.437		39.044	<u>165.4</u>	32.408			1:51.889		12										

51 Jirka Mrkyvka										KTM RC390										
lap	Sect-1	Speed	Sect-2	Speed	Sect-3	Speed	TopSpeed	laptime	pit	lap	Sect-1	Speed	Sect-2	Speed	Sect-3	Speed	Topspeed	laptime	pit	
1	Out		50.923	150.0	37.049			2:24.149		8	<u>38.683</u>		38.744	164.1	31.071				1:48.498	
2	43.976		41.918	159.8	34.586			2:00.480		9	40.254		38.109	<u>170.3</u>	31.714				1:50.077	
3	41.193		38.945	162.2	32.566			1:52.704		10	38.951		37.388	164.4	30.883				1:47.222	
4	40.302		38.104	166.2	31.985			1:50.391		11	43.023		40.402	152.5	31.901				1:55.326	
5	40.136		38.027	164.6	31.379			1:49.542		12	38.819		38.426	157.0	31.808				1:49.053	
6	39.301		38.368	165.1	31.311			1:48.980		13	44.945		39.345	142.3	32.254				1:56.544	
7	38.684		<u>37.175</u>	168.5	<u>30.671</u>			<u>1:46.530</u>		14										

52 Petr Voslajer										KTM RC390										
lap	Sect-1	Speed	Sect-2	Speed	Sect-3	Speed	TopSpeed	laptime	pit	lap	Sect-1	Speed	Sect-2	Speed	Sect-3	Speed	Topspeed	laptime	pit	
1	Out		44.808	155.4	35.935			2:15.447		4	40.562		38.555	<u>166.2</u>	31.922				1:51.039	
2	42.345		40.660	160.2	32.940			1:55.945		5	<u>39.913</u>		38.113	164.1	<u>31.866</u>				<u>1:49.892</u>	

German Speedweek Oschersleben

ADAC Junior Cup powered by KTM - Qualifikation 2 Laps and Sector Times

21 - 24 August 2014
Oschersleben - 3667 mtr.

3	40.664	38.730	163.1	32.332	1:51.726	6	40.217	38.103	165.6	In	2:06.004	P
---	--------	--------	-------	--------	----------	---	--------	--------	-------	----	----------	---

53 Michael Verbrughe										KTM RC390										
lap	Sect-1	Speed	Sect-2	Speed	Sect-3	Speed	TopSpeed	laptime	pit	lap	Sect-1	Speed	Sect-2	Speed	Sect-3	Speed	Topspeed	laptime	pit	
1	Out		42.793	161.4	35.459			2:10.224		8	44.526		40.081	127.5		In			2:08.226	P
2	42.909	39.974	165.9	32.816			1:55.699			9	Out		41.911	166.4		31.753			3:14.119	
3	40.598		38.717	165.4	31.148		1:50.463			10	39.177		36.876	167.4		30.548			1:46.601	
4	40.174		37.933	166.7	31.226		1:49.333			11	38.701		36.993	170.6		30.384			1:46.078	
5	39.381		37.147	169.8	30.954		1:47.482			12	38.290		36.642	172.0		<u>30.187</u>			1:45.119	
6	38.946		37.080	169.5	30.727		1:46.753			13	<u>38.217</u>		<u>36.506</u>	<u>174.2</u>		30.285			<u>1:45.008</u>	
7	38.849		37.427	168.2	30.808		1:47.084			14										

54 Joel Kugler										KTM RC390										
lap	Sect-1	Speed	Sect-2	Speed	Sect-3	Speed	TopSpeed	laptime	pit	lap	Sect-1	Speed	Sect-2	Speed	Sect-3	Speed	Topspeed	laptime	pit	
1	Out		45.299	154.5	36.816			2:19.217		8	41.276		40.850	165.1		32.672			1:54.798	
2	44.245		42.963	156.5	34.928		2:02.136			9	41.062		40.516	163.1		32.890			1:54.468	
3	42.559		41.409	164.1	33.900		1:57.868			10	40.904		39.805	<u>168.0</u>		<u>32.493</u>			1:53.202	
4	42.054		40.554	162.4	33.395		1:56.003			11	40.922		39.602	165.4		32.563			1:53.087	
5	41.607		40.583	162.7	33.143		1:55.333			12	40.703		<u>39.561</u>	165.6		32.553			<u>1:52.817</u>	
6	41.169		40.056	164.6	32.977		1:54.202			13	<u>40.694</u>		39.625	165.1		32.562			1:52.881	
7	41.175		40.141	162.9	32.904		1:54.220			14										

87 Lukas Wimmer										KTM RC390										
lap	Sect-1	Speed	Sect-2	Speed	Sect-3	Speed	TopSpeed	laptime	pit	lap	Sect-1	Speed	Sect-2	Speed	Sect-3	Speed	Topspeed	laptime	pit	
1	Out		41.879	163.6	34.071			2:06.514		8	39.285		37.497	166.9		31.101			1:47.883	
2	41.370		38.894	<u>170.3</u>	32.679		1:52.943			9	38.860		36.920	167.2		30.670			1:46.450	
3	40.031		38.108	164.4	31.285		1:49.424			10	38.677		37.105	166.7		30.795			1:46.577	
4	39.604		37.562	168.0	31.056		1:48.222			11	39.281		37.256	165.4		30.846			1:47.383	
5	1:07.339		40.386	165.4	31.243		2:18.968			12	38.518		36.892	168.0		30.519			1:45.929	
6	39.632		37.395	167.2	30.996		1:48.023			13	<u>38.461</u>		<u>36.738</u>	166.2		<u>30.414</u>			<u>1:45.613</u>	
7	39.464		37.406	164.6	30.798		1:47.668			14										



German Speedweek Oschersleben



ADAC Junior Cup powered by KTM - Qualifikation 2 Laptimes

21 - 24 August 2014
Oschersleben - 3667 mtr.

Pos	Nbr	Name / Team name	Gap	1	2	3	4	5	6	7	8	9	10	11	12	13	14	15	16	17	18	
1	11	Pedro John		2:13.970	1:52.220	1:48.613	1:47.282	1:46.624	1:45.382	1:45.033	1:44.612	1:44.465	1:44.460	1:44.173	1:44.171	1:44.173	1:45.539					
2	6	Lukas Tulovic	0.625	2:18.506	2:28.166	1:48.101	1:47.458	1:46.917	1:46.114	1:45.630	1:45.886	1:45.813	1:45.239	1:45.141	1:45.507	1:45.141	1:44.798					
3	4	Matthias Meggle	0.713	2:06.180	1:50.313	1:50.029	1:46.288	1:46.200	1:45.706	1:45.790	1:45.511	1:45.959	1:44.886	1:45.116	1:45.879	1:45.116	1:44.999					
4	7	Tim Georgi	0.758	2:09.932	1:52.806	1:48.499	1:46.735	1:46.009	1:48.351	1:45.062	1:46.177	2:06.413	3:32.796	1:45.525	1:45.370	1:44.931						
5	53	Michael Verbrughe	0.835	2:10.224	1:55.699	1:50.463	1:49.333	1:47.482	1:46.753	1:47.084	2:08.226	3:14.119	1:46.601	1:46.078	1:45.119	1:45.008						
6	3	Dennis Norick Stelzer	0.973	2:08.983	1:52.883	1:48.377	1:47.859	1:46.616	1:48.039	1:45.355	1:45.723	1:45.676	2:02.711	1:45.254	1:45.209	1:45.179	1:45.146					
7	23	Kenny Leibold	1.123	2:06.049	1:50.125	1:47.710	1:47.953	1:46.945	2:02.958	1:45.526	1:45.296	2:02.754	4:12.705	1:47.446	1:46.584	1:46.746						
8	17	Marc Zellhöfer	1.407	2:23.001	2:02.033	1:55.136	1:51.629	1:47.954	1:47.380	1:50.604	1:45.580	1:46.264	2:09.496	2:07.444	2:06.471	1:47.511						
9	87	Lukas Wimmer	1.440	2:06.514	1:52.943	1:49.424	1:48.222	1:48.968	1:48.023	1:47.668	1:47.883	1:46.450	1:46.577	1:47.383	1:45.929	1:45.613						
10	5	Jonas Hähle	1.508	2:13.591	1:53.365	1:50.466	1:47.501	1:46.352	1:45.809	1:45.949	1:46.072	1:45.767	1:46.481	1:46.068	1:46.603	1:46.990	1:45.681					
11	8	Maximilian Sohmus	1.935	2:07.560	1:51.369	1:50.305	1:47.615	1:47.487	1:47.504	1:47.078	1:47.696	1:59.375	1:47.227	1:48.057	1:48.503	1:46.108	1:46.383					
12	1	Dominic Kaßner	1.979	1:54.654	1:50.500	1:49.822	1:49.712	1:48.485	1:46.692	1:47.337	1:47.352	1:47.301	1:46.957	1:46.152	1:47.803	1:46.554						
13	12	Leon Langstädtler	2.055	2:06.420	1:51.198	1:49.718	1:50.269	1:48.388	1:57.537	1:46.796	1:47.293	1:46.237	1:46.891	1:46.965	1:47.302	1:47.020	1:46.228					
14	51	Jirka Mřkyvka	2.357	2:24.149	2:00.480	1:52.704	1:50.391	1:49.542	1:48.980	1:46.530	1:48.498	1:50.077	1:47.222	1:55.326	1:49.053	1:56.544						
15	9	Milan Wiedemann	2.628	2:03.146	1:52.604	1:49.330	1:48.912	1:48.530	1:48.404	2:00.549	3:11.109	2:02.431	1:47.302	1:46.801	1:46.909	1:47.446						
16	26	Toni Thurmayer	3.291	2:08.977	1:51.803	1:49.904	1:49.085	1:48.411	1:47.802	1:47.464	1:47.868	2:03.106	3:30.098	1:48.727	1:47.718	1:47.468						
17	20	Hagen Wiedemann	3.336	2:10.050	1:53.470	1:50.108	1:49.326	1:47.509	1:59.341	3:43.070	1:48.177	1:47.840	1:47.626	2:10.205	2:07.377							
18	14	Jendrik Sättele	3.354	2:12.708	1:54.923	1:49.963	1:49.516	1:58.224	3:54.239	1:49.224	1:48.482	1:48.926	1:50.614	1:52.951	1:47.827							
19	18	Tom Günther	4.032	2:15.132	1:57.542	1:52.382	1:52.264	1:53.703	1:55.137	1:50.912	1:51.644	1:49.631	1:50.653	1:48.605	1:48.205	1:50.098	1:49.170					
20	52	Petr Voslajer	5.719	2:15.447	1:55.945	1:51.726	1:51.039	1:49.892	2:06.004													
21	24	Yannick Kruse	5.738	2:12.423	1:57.128	1:52.391	1:52.315	1:51.631	1:51.019	1:50.013	1:51.213	2:11.431	4:06.211	1:50.966	1:49.911							
22	21	Marion Schroeder	6.289	2:17.908	2:15.352	2:34.317	1:53.436	1:52.503	1:50.462	1:52.708	1:56.773	1:50.657	1:57.830	2:30.165	1:51.002							
23	50	Rokus Liaudanskas	6.925	2:27.447	4:17.161	1:55.714	1:52.008	1:52.930	1:51.889	1:52.995	2:03.341	2:59.350	1:51.098	2:00.744								
24	25	Jessica Langstädtler	7.616	2:03.154	1:58.351	1:56.418	1:55.279	1:55.061	1:58.471	1:54.396	1:54.727	1:55.261	1:54.046	1:52.821	1:51.789							
25	16	Yannik Tuisel	7.800	2:09.486	1:57.264	1:55.251	1:54.388	1:54.840	1:53.997	1:53.718	1:53.389	1:53.573	1:53.525	1:52.708	1:51.973	1:52.168						
26	54	Joel Kugler	8.644	2:19.217	2:02.136	1:57.868	1:56.003	1:55.333	1:54.202	1:54.220	1:54.798	1:54.468	1:53.202	1:53.087	1:52.817	1:52.881						
27	19	Chris Leibold	8.732	2:30.175	2:07.604	1:54.880	1:53.718	1:52.905	1:53.542	1:53.052	1:53.277	1:55.451	2:05.273	1:52.981	1:53.551	1:53.236						



German Speedweek Oschersleben

ADAC Junior Cup powered by KTM - Qualifikation 2 Sector analyse

21 - 24 August 2014
Oschersleben - 3667 mtr.

Pos	Nbr	Name / Team name	Sector 1			Sector 2			Sector 3			Theoretical best	Actual best	In
			time	Lap	pos	time	Lap	pos	time	Lap	pos			
1	11	Pedro John (GER)	37.937	10	2	36.264	13	1	29.910	13	1	1:44.111	1:44.173	13
2	6	Lukas Tulovic (GER)	38.133	11	4	36.471	14	4	30.190	14	7	1:44.794	1:44.798	14
3	4	Matthias Meggle (GER)	37.872	8	1	36.575	14	6	30.111	13	4	1:44.558	1:44.886	10
4	7	Tim Georgi (GER)	38.020	7	3	36.709	8	8	30.060	13	2	1:44.789	1:44.931	13
5	53	Michael Verbrugge (BEL)	38.217	13	5	36.506	13	5	30.187	12	6	1:44.910	1:45.008	13
6	3	Dennis Norick Stelzer (GER)	38.268	12	6	36.604	11	7	30.079	7	3	1:44.951	1:45.146	14
7	23	Kenny Leibold (GER)	38.521	9	11	36.464	7	3	30.162	8	5	1:45.147	1:45.296	8
8	17	Marc Zellhöfer (GER)	38.351	8	7	36.878	8	12	30.351	8	9	1:45.580	1:45.580	8
9	87	Lukas Wimmer (AUT)	38.461	13	9	36.738	13	9	30.414	13	10	1:45.613	1:45.613	13
10	5	Jonas Hähle (GER)	38.450	14	8	36.438	9	2	30.327	8	8	1:45.215	1:45.681	14
11	8	Maximilian Sohnius (GER)	38.602	14	13	36.808	13	10	30.544	13	11	1:45.954	1:46.108	13
12	1	Dominic Kaßner (GER)	38.564	11	12	36.830	9	11	30.572	11	13	1:45.966	1:46.152	11
13	12	Leon Langstädtler (GER)	38.519	14	10	36.960	9	13	30.545	9	12	1:46.024	1:46.228	14
14	51	Jirka Mrkývka (CZE)	38.683	8	14	37.175	7	15	30.671	7	15	1:46.529	1:46.530	7
15	9	Milan Wiedemann (GER)	38.949	11	15	37.115	12	14	30.616	11	14	1:46.680	1:46.801	11
16	26	Toni Thurmayer (GER)	39.081	7	17	37.356	12	17	30.850	12	17	1:47.287	1:47.464	7
17	20	Hagen Wiedemann (GER)	39.283	6	19	37.370	9	18	30.721	10	16	1:47.374	1:47.509	5
18	14	Jendrik Sättele (GER)	38.995	12	16	37.304	12	16	30.862	8	18	1:47.161	1:47.527	12
19	18	Tom Günther (GER)	39.098	12	18	37.736	12	19	31.135	14	19	1:47.969	1:48.205	12
20	52	Petr Voslajer (CZE)	39.913	5	21	38.103	6	20	31.866	5	22	1:49.882	1:49.892	5
21	24	Yannick Kruse (GER)	40.257	7	23	38.271	7	21	31.160	12	20	1:49.688	1:49.911	12
22	21	Marlon Schroeder (GER)	39.854	6	20	38.319	11	22	31.811	9	21	1:49.984	1:50.462	6
23	50	Rokus Liaudanskas (LTU)	40.270	8	24	38.680	10	23	32.059	4	24	1:51.009	1:51.098	10
24	25	Jessica Langstädtler (GER)	40.231	12	22	39.357	12	26	32.201	12	25	1:51.789	1:51.789	12
25	16	Yannik Tuisel (GER)	40.645	12	25	39.266	13	25	32.004	12	23	1:51.915	1:51.973	12
26	54	Joel Kugler (SUI)	40.694	13	26	39.561	12	27	32.493	10	27	1:52.748	1:52.817	12
27	19	Chris Leibold (GER)	40.758	12	27	39.259	13	24	32.332	10	26	1:52.349	1:52.905	5



German Speedweek Oschersleben

Heat Statistics

Heat name : ADAC Junior Cup powered by KTM - Qualifikation 2
 Heat Date : 24 August 2014
 Weather : Sunny, track dry, 19°C
 Circuit name : Oschersleben - 3667 mtr.

Participants Started : 27 Participants Classified : 27
 Participants Finished : 26 Participants Not Classified : 0
 Participants Not Finished : 1

Green flag at : 24/08/2014 - 09:00:01 Heat recording start time : 24/08/2014 - 08:58:48
 Finish flag waved at : 24/08/2014 - 09:25:01 Heat recording end time : 24/08/2014 - 09:27:01
 Total time under Green : 25:00 Total of All Laps in Heat : 345
 Number of cautions : 0 Total time under Yellow : 00:00:00
 Number of code-60's : 0 Total time under Code-60 : 00:00:00

Best Lap time history during the Heat

#	Nbr	lap time	in lap	Name	of	time of day
1	23	1:50.125	2	Kenny Leibold	KTM RC390	09:04:03
2	23	1:47.710	3	Kenny Leibold	KTM RC390	09:05:51
3	11	1:47.282	4	Pedro John	KTM RC390	09:07:55
4	4	1:46.288	4	Matthias Meggle	KTM RC390	09:08:00
5	4	1:46.200	5	Matthias Meggle	KTM RC390	09:09:47
6	7	1:46.009	5	Tim Georgi	KTM RC390	09:10:13
7	4	1:45.706	6	Matthias Meggle	KTM RC390	09:11:32
8	11	1:45.382	7	Pedro John	KTM RC390	09:13:14
9	7	1:45.062	7	Tim Georgi	KTM RC390	09:13:47
10	11	1:45.033	8	Pedro John	KTM RC390	09:14:59
11	11	1:44.612	9	Pedro John	KTM RC390	09:16:43
12	11	1:44.465	10	Pedro John	KTM RC390	09:18:28
13	11	1:44.173	13	Pedro John	KTM RC390	09:23:42



German Speedweek Oschersleben

Result Qualifications 1 and 2 - ADAC Junior Cup powered by KTM 21 - 24 August 2014 Oschersleben - 3667 mtr.

Pos	Nbr	Name / Entrant	Motorcycle	Qual-1	Qual-2	Fastest	Gap
1	7	Tim Georgi ADAC Berlin-Brandenburg e.V. / Team Berg	KTM RC390	1:43.297	1:44.931	1:43.297	
2	4	Matthias Meggle ADAC Team Südbayern e.V.	KTM RC390	1:43.858	1:44.886	1:43.858	0.561
3	6	Lukas Tulovic ADAC Nordbaden e.V. / Levior RT Racing	KTM RC390	1:44.158	1:44.798	1:44.158	0.861
4	11	Pedro John ADAC Württemberg e.V.	KTM RC390	1:44.627	1:44.173	1:44.173	0.876
5	17	Marc Zellhöfer ADAC Nordbayern e.V.	KTM RC390	1:44.424	1:45.580	1:44.424	1.127
6	3	Dennis Norick Stelzer ADAC Sachsen e.V. / Beinlich Racing Team	KTM RC390	1:44.516	1:45.146	1:44.516	1.219
7	53	Michael Verbrugghe Team Motorsportschool Zolder	KTM RC390	1:46.260	1:45.008	1:45.008	1.711
8	23	Kenny Leibold ADAC Württemberg e.V.	KTM RC390	1:45.421	1:45.296	1:45.296	1.999
9	87	Lukas Wimmer	KTM RC390	1:47.871	1:45.613	1:45.613	2.316
10	5	Jonas Hähle ADAC Racing Team AMC Sachsenring e.V.	KTM RC390	1:45.879	1:45.681	1:45.681	2.384
11	12	Leon Langstädtler ADAC Hessen-Thüringen e.V.	KTM RC390	1:45.942	1:46.228	1:45.942	2.645
12	8	Maximilian Sohnus ADAC Team Südbayern e.V.	KTM RC390	1:46.086	1:46.108	1:46.086	2.789
13	1	Dominic Kaßner ADAC Racing Team AMC Sachsenring e.V.	KTM RC390	1:46.463	1:46.152	1:46.152	2.855
14	51	Jirka Mrkývka	KTM RC390	1:46.316	1:46.530	1:46.316	3.019
15	20	Hagen Wiedemann ADAC Westfalen e.V. Bereich Sport	KTM RC390	1:46.570	1:47.509	1:46.570	3.273
16	9	Milan Wiedemann ADAC Westfalen e.V. Bereich Sport	KTM RC390	1:46.713	1:46.801	1:46.713	3.416
17	26	Toni Thurmayer ADAC Nordbayern e.V.	KTM RC390	1:47.376	1:47.464	1:47.376	4.079
18	14	Jendrik Sättele ADAC Württemberg e.V.	KTM RC390	1:47.709	1:47.527	1:47.527	4.230
19	18	Tom Günther ADAC Racing Team AMC Sachsenring e.V.	KTM RC390	1:48.297	1:48.205	1:48.205	4.908
20	21	Marlon Schroeder ADAC Westfalen e.V. Bereich Sport	KTM RC390	1:49.339	1:50.462	1:49.339	6.042
21	52	Petr Voslajer AMK Czech Budejovice	KTM RC390		1:49.892	1:49.892	6.595
22	24	Yannick Kruse ADAC Ostwestfalen-Lippe e.V.	KTM RC390	1:49.911	1:49.911	1:49.911	6.614

Fastest time : 1:44.173 in lap 13 by nbr. 11 : Pedro John (KTM RC390)

Publication-time

Results and Laptimes : www.raceresults.nu

Timekeeping by : RSTime by Time Service BV

Clerk of the Course	Steward	Timekeeper	
Otmar Bange		H. Roelse - TimeService.nl	
Page 1 of 2	Results remain provisional pending technical examination and decisions from the stewards of the meeting		



German Speedweek Oschersleben

Result Qualifications 1 and 2 - ADAC Junior Cup powered by KTM 21 - 24 August 2014 Oschersleben - 3667 mtr.

Pos	Nbr	Name / Entrant	Motorcycle	Qual-1	Qual-2	Fastest	Gap
23	50	Rokus Liaudanskas	KTM RC390	1:50.920	1:51.098	1:50.920	7.623
24	16	Yannik Tuisel ADAC e.V. Bereich Jugend und Sport	KTM RC390	1:51.129	1:51.973	1:51.129	7.832
25	54	Joel Kugler	KTM RC390	1:51.640	1:52.817	1:51.640	8.343
26	25	Jessica Langstädtler ADAC Hessen-Thüringen e.V.	KTM RC390	1:52.559	1:51.789	1:51.789	8.492
27	19	Chris Leibold ADAC Württemberg e.V.	KTM RC390	1:52.474	1:52.905	1:52.474	9.177

Fastest time : 1:44.173 in lap 13 by nbr. 11 : Pedro John (KTM RC390)

Publication-time

Results and Laptimes : www.raceresults.nu

Timekeeping by : RSTime by Time Service BV

Clerk of the Course	Steward	Timekeeper	
Otmar Bange		H. Roelse - TimeService.nl	
Page 2 of 2	Results remain provisional pending technical examination and decisions from the stewards of the meeting		

21 - 24 August 2014
Oschersleben - 3667 mtr.

Startgrid - ADAC Junior Cup powered by KTM - Rennen

Start Time : 11:20 - Heat Duration: 15 Laps

Pos	Nbr	Name	time	Pos	Nbr	Name	time	Pos	Nbr	Name	time
-----	-----	------	------	-----	-----	------	------	-----	-----	------	------

----- STARTLINE -----

Pole Right

Row 1	3	6	Lukas Tulovic	1:44.158	2	4	Matthias Meggle	1:43.858	1	7	Tim Georgi	1:43.297
Row 2	6	3	Dennis Norick Stelzer	1:44.516	5	17	Marc Zellhöfer	1:44.424	4	11	Pedro John	1:44.173
Row 3	9	87	Lukas Wimmer	1:45.613	8	23	Kenny Leibold	1:45.296	7	53	Michael Verbrugge	1:45.008
Row 4	12	8	Maximilian Sohnus	1:46.086	11	12	Leon Langstädtler	1:45.942	10	5	Jonas Hähle	1:45.681
Row 5	15	20	Hagen Wiedemann	1:46.570	14	51	Jirka Mrkývka	1:46.316	13	1	Dominic Kaßner	1:46.152
Row 6	18	14	Jendrik Sättele	1:47.527	17	26	Toni Thurmayer	1:47.376	16	9	Milan Wiedemann	1:46.713
Row 7	21	52	Petr Voslajer	1:49.892	20	21	Marlon Schroeder	1:49.339	19	18	Tom Günther	1:48.205
Row 8	24	16	Yannik Tuisel	1:51.129	23	50	Rokus Liaudanskas	1:50.920	22	24	Yannick Kruse	1:49.911
Row 9	27	19	Chris Leibold	1:52.474	26	25	Jessica Langstädtler	1:51.789	25	54	Joel Kugler	1:51.640

Results and Laptimes : www.raceresults.nu

Timekeeping by : RSTime by Time Service BV

Publication-time

Clerk of the Course	Steward	Timekeeper	
Otmar Bange		H. Roelse - TimeService.nl	
Page 1 of 1	Results remain provisional pending technical examination and decisions from the stewards of the meeting		

ADAC Junior Cup powered by KTM - Rennen

21 - 24 August 2014
Oschersleben - 3667 mtr.


Pos	Nbr	Name / Entrant	Motorcycle / City	Gap	Total time	Fastest	In	Avg. Speed
1	7	Tim Georgi ADAC Berlin-Brandenburg e.V. / Team Berg	KTM RC390 Berlin	-- 15 laps --	26:13.421	1:43.766	15	125.85
2	11	Pedro John ADAC Württemberg e.V.	KTM RC390 Ulm	0.086	26:13.507	1:43.593	15	125.84
3	4	Matthias Meggle ADAC Team Südbavern e.V.	KTM RC390 Reicholzried	1.640	26:15.061	1:44.160	11	125.72
4	6	Lukas Tulovic ADAC Nordbaden e.V. / Levior RT Racing	KTM RC390 Eberbach	1.879	26:15.300	1:43.479	11	125.70
5	17	Marc Zellhöfer ADAC Nordbavern e.V.	KTM RC390 Fürth	1.930	26:15.351	1:44.035	11	125.69
6	3	Dennis Norick Stelzer ADAC Sachsen e.V. / Beinlich Racing Team	KTM RC390 Dohma	2.078	26:15.499	1:44.064	6	125.68
7	53	Michael Verbrugghe Team Motorsportschool Zolder	KTM RC390 Kessel	2.514	26:15.935	1:44.199	6	125.65
8	87	Lukas Wimmer	KTM RC390	11.174	26:24.595	1:44.708	12	124.96
9	23	Kenny Leibold ADAC Württemberg e.V.	KTM RC390 Schlierbach	11.318	26:24.739	1:44.495	13	124.95
10	51	Jirka Mrkývka	KTM RC390 Brno	11.387	26:24.808	1:44.463	12	124.94
11	5	Jonas Hähle ADAC Racing Team AMC Sachsenring e.V.	KTM RC390 Lugau	16.191	26:29.612	1:44.635	11	124.57
12	26	Toni Thurmayer ADAC Nordbavern e.V.	KTM RC390 Stockstadt	32.922	26:46.343	1:45.836	15	123.27
13	8	Maximilian Sohnius ADAC Team Südbavern e.V.	KTM RC390 Hausham	33.187	26:46.608	1:46.126	8	123.25
14	1	Dominic Kaßner ADAC Racing Team AMC Sachsenring e.V.	KTM RC390 Kemtau	37.156	26:50.577	1:46.186	5	122.94
15	21	Marlon Schroeder ADAC Westfalen e.V. Bereich Sport	KTM RC390 Datteln	59.578	27:12.999	1:47.652	10	121.26
16	18	Tom Günther ADAC Racing Team AMC Sachsenring e.V.	KTM RC390 Gersdorf	59.661	27:13.082	1:47.839	9	121.25
17	20	Hagen Wiedemann ADAC Westfalen e.V. Bereich Sport	KTM RC390 Everswinkel	1:12.326	27:25.747	1:46.017	10	120.32
18	52	Petr Voslajer AMK Czech Budejovice	KTM RC390 Ratbor	1:13.665	27:27.086	1:48.666	7	120.22
19	24	Yannick Kruse ADAC Ostwestfalen-Lippe e.V.	KTM RC390 Löhne	1:32.817	27:46.238	1:49.351	5	118.84
20	50	Rokus Liaudanskas	KTM RC390 Baragine	1:44.204	27:57.625	1:50.321	11	118.03
21	19	Chris Leibold ADAC Württemberg e.V.	KTM RC390 Schlierbach	-- 14 laps --	26:22.084	1:51.265	14	116.81

Fastest time : 1:43.479 in lap 11 by nbr. 6 : Lukas Tulovic (KTM RC390)

Results and Laptimes : www.raceresults.nu

Timekeeping by : RSTime by Time Service BV

Publication-time

Clerk of the Course Otmар Bange	Steward	Timekeeper H. Roelse - TimeService.nl	
Page 1 of 2	Results remain provisional pending technical examination and decisions from the stewards of the meeting		

ADAC Junior Cup powered by KTM - Rennen

21 - 24 August 2014
Oschersleben - 3667 mtr.


Pos	Nbr	Name / Entrant	Motorcycle / City	Gap	Total time	Fastest	In	Avg. Speed
22	54	Joel Kugler	KTM RC390 Rebstein	0.030	26:22.114	1:50.946	12	116.81
23	16	Yannik Tuisel ADAC e.V. Bereich Jugend und Sport	KTM RC390 Gladenbach	0.093	26:22.177	1:50.602	14	116.81
24	25	Jessica Langstädtler ADAC Hessen-Thüringen e.V.	KTM RC390 Idstein	0.295	26:22.379	1:50.944	12	116.79
NOT CLASSIFIED IN CLASS ADAC Classification Limit (75% of 15 laps) = 11 laps								
DNF	12	Leon Langstädtler ADAC Hessen-Thüringen e.V.	KTM RC390 Idstein	6 laps	12:32.143	1:44.989	4	105.30
DNF	14	Jendrik Sättele ADAC Württemberg e.V.	KTM RC390 Balingen	4 laps	7:17.477	1:46.698	3	120.70
DNF	9	Milan Wiedemann ADAC Westfalen e.V. Bereich Sport	KTM RC390 Everswinkel	0 laps			0	

Fastest time : 1:43.479 in lap 11 by nbr. 6 : Lukas Tulovic (KTM RC390)

Results and Laptimes : www.raceresults.nu

Timekeeping by : RSTime by Time Service BV

Publication-time

Clerk of the Course	Steward	Timekeeper	
Otmar Bange		H. Roelse - TimeService.nl	
Page 2 of 2	Results remain provisional pending technical examination and decisions from the stewards of the meeting		

German Speedweek Oschersleben

ADAC Junior Cup powered by KTM - Rennen
Laps and Sector Times

21 - 24 August 2014
Oschersleben - 3667 mtr.

1 Dominic Kaßner										KTM RC390									
lap	Sect-1	Speed	Sect-2	Speed	Sect-3	Speed	TopSpeed	laptime	pit	lap	Sect-1	Speed	Sect-2	Speed	Sect-3	Speed	Topspeed	laptime	pit
1	43.496		38.110	167.2	31.535			1:53.141		9	38.838		37.296	166.2	30.865			1:46.999	
2	39.255		37.180	170.6	30.770			1:47.205		10	38.729		37.174	165.9	30.787			1:46.690	
3	39.380		<u>36.886</u>	168.0	30.863			1:47.129		11	39.116		37.235	163.1	30.914			1:47.265	
4	38.977		36.914	<u>171.2</u>	31.102			1:46.993		12	38.919		37.177	164.6	30.681			1:46.777	
5	38.601		36.962	168.0	30.623			<u>1:46.186</u>		13	39.048		37.185	164.4	30.708			1:46.941	
6	<u>38.542</u>		37.224	165.9	30.537			1:46.303		14	38.820		37.123	162.7	<u>30.343</u>			1:46.286	
7	38.659		37.369	163.4	30.583			1:46.611		15	38.760		37.257	165.9	30.497			1:46.514	
8	38.866		37.214	167.7	30.371			1:46.451		16									

3 Dennis Norick Stelzer										KTM RC390									
lap	Sect-1	Speed	Sect-2	Speed	Sect-3	Speed	TopSpeed	laptime	pit	lap	Sect-1	Speed	Sect-2	Speed	Sect-3	Speed	Topspeed	laptime	pit
1	43.141		37.111	172.8	30.338			1:50.590		9	37.942		36.256	<u>179.4</u>	30.373			1:44.571	
2	38.308		36.334	175.0	30.255			1:44.897		10	<u>37.782</u>		36.217	176.5	30.402			1:44.401	
3	38.091		36.274	172.2	29.972			1:44.337		11	37.907		36.392	173.4	<u>29.829</u>			1:44.128	
4	37.998		36.317	174.8	30.066			1:44.381		12	37.866		36.084	177.6	30.148			1:44.098	
5	37.972		36.527	176.5	30.040			1:44.539		13	37.917		36.425	177.0	30.148			1:44.490	
6	37.928		36.168	175.9	29.968			<u>1:44.064</u>		14	38.141		36.090	175.3	30.699			1:44.930	
7	38.373		36.297	176.2	30.346			1:45.016		15	38.891		36.209	174.2	29.658			1:44.758	
8	38.027		<u>36.059</u>	177.9	30.189			1:44.275		16									

4 Matthias Meggle										KTM RC390									
lap	Sect-1	Speed	Sect-2	Speed	Sect-3	Speed	TopSpeed	laptime	pit	lap	Sect-1	Speed	Sect-2	Speed	Sect-3	Speed	Topspeed	laptime	pit
1	42.161		36.974	168.2	30.527			1:49.662		9	37.906		36.348	177.0	30.424			1:44.678	
2	38.274		36.415	173.6	30.631			1:45.320		10	37.560		36.329	171.7	30.456			1:44.345	
3	37.869		36.277	172.2	30.260			1:44.406		11	38.124		36.069	178.8	<u>29.967</u>			<u>1:44.160</u>	
4	37.902		36.516	170.3	30.156			1:44.574		12	<u>37.537</u>		36.654	<u>179.7</u>	30.230			1:44.421	
5	38.037		36.447	174.2	30.536			1:45.020		13	37.644		36.686	176.8	30.148			1:44.478	
6	37.639		36.354	172.2	30.317			1:44.310		14	37.883		36.071	175.0	31.098			1:45.052	
7	38.063		36.375	166.4	30.393			1:44.831		15	38.288		36.163	173.9	30.055			1:44.506	
8	38.145		<u>36.028</u>	177.9	30.203			1:44.376		16									

5 Jonas Hähle										KTM RC390									
lap	Sect-1	Speed	Sect-2	Speed	Sect-3	Speed	TopSpeed	laptime	pit	lap	Sect-1	Speed	Sect-2	Speed	Sect-3	Speed	Topspeed	laptime	pit
1	42.815		37.357	169.0	30.619			1:50.791		9	38.427		37.129	170.9	<u>29.981</u>			1:45.537	
2	39.028		36.830	<u>172.8</u>	30.427			1:46.285		10	38.806		36.615	169.5	30.243			1:45.664	
3	38.465		36.802	169.5	30.258			1:45.525		11	38.048		36.418	170.9	30.169			<u>1:44.635</u>	
4	38.252		36.531	169.0	30.159			1:44.942		12	38.120		36.873	167.2	30.404			1:45.397	
5	38.333		36.515	170.1	30.146			1:44.994		13	38.289		36.736	166.9	30.357			1:45.382	
6	<u>37.974</u>		<u>36.300</u>	168.2	30.418			1:44.692		14	38.450		36.993	167.2	30.251			1:45.694	
7	38.468		36.631	168.8	30.444			1:45.543		15	38.707		37.238	166.7	30.752			1:46.697	
8	38.333		36.691	169.8	30.328			1:45.352		16									

6 Lukas Tulovic										KTM RC390									
lap	Sect-1	Speed	Sect-2	Speed	Sect-3	Speed	TopSpeed	laptime	pit	lap	Sect-1	Speed	Sect-2	Speed	Sect-3	Speed	Topspeed	laptime	pit
1	42.186		36.879	170.9	30.796			1:49.861		9	38.195		36.067	172.5	30.446			1:44.708	
2	38.218		36.373	174.5	30.404			1:44.995		10	38.150		36.263	<u>174.8</u>	30.289			1:44.702	
3	37.554		36.388	166.7	30.304			1:44.246		11	<u>37.527</u>		36.139	169.5	<u>29.813</u>			<u>1:43.479</u>	
4	38.346		36.200	<u>174.8</u>	30.876			1:45.422		12	37.928		36.238	167.7	30.094			1:44.260	
5	37.702		36.245	174.5	30.487			1:44.434		13	38.189		36.455	169.8	30.187			1:44.831	
6	37.694		36.178	173.9	30.379			1:44.251		14	37.725		<u>35.894</u>	<u>174.8</u>	31.809			1:45.428	
7	37.751		36.447	166.4	30.427			1:44.625		15	38.719		36.233	171.7	29.808			1:44.760	
8	37.722		36.129	173.4	30.300			1:44.151		16									

German Speedweek Oschersleben

ADAC Junior Cup powered by KTM - Rennen Laps and Sector Times

21 - 24 August 2014
Oschersleben - 3667 mtr.

7 Tim Georgi										KTM RC390										
lap	Sect-1	Speed	Sect-2	Speed	Sect-3	Speed	TopSpeed	laptime	pit	lap	Sect-1	Speed	Sect-2	Speed	Sect-3	Speed	Topspeed	laptime	pit	
1			37.222	166.2	30.611			1:50.768		9	37.800		36.485	169.3	30.575				1:44.860	
2	37.888		36.606	169.0	30.128			1:44.622		10	37.570		36.409	170.1	29.962				1:43.941	
3	38.067		36.480	166.2	30.304			1:44.851		11	37.853		36.351	170.9	29.755				1:43.959	
4	38.174		36.320	171.7	30.029			1:44.523		12	38.172		36.421	174.5	29.827				1:44.420	
5	38.090		36.514	170.6	29.936			1:44.540		13	38.240		36.434	172.0	30.179				1:44.853	
6	37.959		36.551	168.5	30.261			1:44.771		14	37.602		35.833	174.2	31.029				1:44.464	
7	38.497		36.379	174.2	30.226			1:45.102		15	37.679		36.227	171.4	29.860				1:43.766	
8	37.444		36.206	170.9	30.331			1:43.981		16										

8 Maximilian Sohnus										KTM RC390										
lap	Sect-1	Speed	Sect-2	Speed	Sect-3	Speed	TopSpeed	laptime	pit	lap	Sect-1	Speed	Sect-2	Speed	Sect-3	Speed	Topspeed	laptime	pit	
1	42.664		37.630	175.3	30.984			1:51.278		9	38.645		36.926	165.1	30.728				1:46.299	
2	38.740		36.670	171.4	30.930			1:46.340		10	38.916		36.986	164.1	30.867				1:46.769	
3	38.725		36.768	169.0	30.641			1:46.134		11	38.880		36.972	163.1	30.758				1:46.610	
4	38.642		36.872	166.4	30.680			1:46.194		12	39.076		37.337	164.6	30.778				1:47.191	
5	38.877		36.945	165.9	30.720			1:46.542		13	39.119		37.182	163.1	30.924				1:47.225	
6	38.874		37.022	164.6	30.900			1:46.796		14	39.046		37.151	163.6	30.733				1:46.930	
7	38.897		37.045	162.9	31.214			1:47.156		15	38.911		36.970	167.7	30.293				1:46.174	
8	38.705		36.800	169.0	30.621			1:46.126		16										

9 Milan Wiedemann										KTM RC390									
lap	Sect-1	Speed	Sect-2	Speed	Sect-3	Speed	TopSpeed	laptime	pit	lap	Sect-1	Speed	Sect-2	Speed	Sect-3	Speed	Topspeed	laptime	pit
1										1									

11 Pedro John										KTM RC390										
lap	Sect-1	Speed	Sect-2	Speed	Sect-3	Speed	TopSpeed	laptime	pit	lap	Sect-1	Speed	Sect-2	Speed	Sect-3	Speed	Topspeed	laptime	pit	
1	41.763		36.892	172.5	30.373			1:49.028		9	37.716		36.334	169.0	30.412				1:44.462	
2	38.536		36.506	175.3	30.348			1:45.390		10	38.005		36.366	175.0	30.233				1:44.604	
3	38.300		36.277	172.5	30.335			1:44.912		11	37.940		36.171	172.8	30.057				1:44.168	
4	37.930		36.346	175.0	30.405			1:44.681		12	37.671		36.323	178.2	30.026				1:44.020	
5	37.619		36.409	175.3	30.263			1:44.291		13	37.887		36.416	168.8	30.185				1:44.488	
6	37.568		36.480	172.0	30.184			1:44.232		14	38.020		35.839	175.3	30.969				1:44.828	
7	37.961		36.597	165.4	30.266			1:44.824		15	37.646		36.241	173.9	29.706				1:43.593	
8	38.041		36.248	174.8	30.228			1:44.517		16										

12 Leon Langstädtler										KTM RC390										
lap	Sect-1	Speed	Sect-2	Speed	Sect-3	Speed	TopSpeed	laptime	pit	lap	Sect-1	Speed	Sect-2	Speed	Sect-3	Speed	Topspeed	laptime	pit	
1	42.280		37.565	171.7	30.618			1:50.463		4	37.985		36.693	169.3	30.311				1:44.989	
2	38.311		36.860	169.0	30.517			1:45.688		5	38.339		36.542	169.0	30.590				1:45.471	
3	38.527		37.368	163.4	30.505			1:46.400		6	37.977		36.779	166.4	In				3:36.086	P

14 Jendrik Sättele										KTM RC390										
lap	Sect-1	Speed	Sect-2	Speed	Sect-3	Speed	TopSpeed	laptime	pit	lap	Sect-1	Speed	Sect-2	Speed	Sect-3	Speed	Topspeed	laptime	pit	
1	42.863		38.392	170.6	30.956			1:52.211		3	38.792		37.276	165.6	30.630				1:46.698	
2	39.124		37.288	167.4	30.982			1:47.394		4	39.057		37.050	166.9	31.065				1:47.172	

16 Yannik Tuisel										KTM RC390										
lap	Sect-1	Speed	Sect-2	Speed	Sect-3	Speed	TopSpeed	laptime	pit	lap	Sect-1	Speed	Sect-2	Speed	Sect-3	Speed	Topspeed	laptime	pit	
1	44.391		40.210	164.1	32.644			1:57.245		8	40.606		39.384	166.7	31.788				1:51.778	
2	40.914		39.462	162.2	32.595			1:52.971		9	40.527		39.068	166.7	32.269				1:51.864	
3	41.100		39.742	165.1	32.766			1:53.608		10	40.718		39.078	167.4	32.281				1:52.077	
4	40.618		40.130	162.2	32.539			1:53.287		11	40.785		38.964	166.2	31.723				1:51.472	
5	40.677		39.869	166.4	32.332			1:52.878		12	40.562		39.112	164.1	31.808				1:51.482	
6	41.196		39.490	167.4	32.362			1:53.048		13	40.268		38.996	158.4	33.463				1:52.727	
7	40.870		39.257	164.1	32.232			1:52.359		14	39.946		38.300	165.4	32.356				1:50.602	

German Speedweek Oschersleben

ADAC Junior Cup powered by KTM - Rennen
Laps and Sector Times

21 - 24 August 2014
Oschersleben - 3667 mtr.

17 Marc Zellhöfer										KTM RC390									
lap	Sect-1	Speed	Sect-2	Speed	Sect-3	Speed	TopSpeed	laptime	pit	lap	Sect-1	Speed	Sect-2	Speed	Sect-3	Speed	Topspeed	laptime	pit
1	42.386		36.998	173.9	30.530			1:49.914		9	37.784		36.486	175.0	30.197			1:44.467	
2	38.451		36.642	174.5	30.246			1:45.339		10	37.970		36.401	175.9	30.321			1:44.692	
3	37.864		36.272	173.9	29.939			1:44.075		11	38.076		36.090	174.2	29.869			<u>1:44.035</u>	
4	38.092		<u>36.053</u>	175.3	<u>30.361</u>			1:44.506		12	<u>37.658</u>		36.444	175.3	30.032			1:44.134	
5	37.864		36.288	<u>176.2</u>	30.363			1:44.515		13	37.888		36.628	174.8	30.025			1:44.541	
6	37.758		36.396	174.8	30.170			1:44.324		14	38.100		36.145	172.2	30.698			1:44.943	
7	38.168		36.265	174.5	30.381			1:44.814		15	38.609		36.267	170.6	29.857			1:44.733	
8	38.101		36.208	175.0	30.138			1:44.447		16									

18 Tom Günther										KTM RC390									
lap	Sect-1	Speed	Sect-2	Speed	Sect-3	Speed	TopSpeed	laptime	pit	lap	Sect-1	Speed	Sect-2	Speed	Sect-3	Speed	Topspeed	laptime	pit
1	42.701		38.563	<u>170.9</u>	31.271			1:52.535		9	39.264		37.457	165.4	31.118			<u>1:47.839</u>	
2	39.337		37.680	170.3	31.353			1:48.370		10	39.454		37.565	164.9	<u>30.923</u>			1:47.942	
3	39.240		38.352	165.4	31.276			1:48.868		11	<u>39.171</u>		37.401	165.4	31.488			1:48.060	
4	39.355		37.948	164.6	31.148			1:48.451		12	39.475		37.633	164.9	31.288			1:48.396	
5	39.361		37.641	166.4	31.272			1:48.274		13	39.545		37.716	163.6	31.202			1:48.463	
6	39.180		37.753	164.6	31.173			1:48.106		14	39.380		<u>37.377</u>	165.4	31.339			1:48.096	
7	39.212		37.743	163.9	31.211			1:48.166		15	39.457		37.457	166.7	31.948			1:48.862	
8	39.281		37.760	165.6	31.202			1:48.243		16									

19 Chris Leibold										KTM RC390									
lap	Sect-1	Speed	Sect-2	Speed	Sect-3	Speed	TopSpeed	laptime	pit	lap	Sect-1	Speed	Sect-2	Speed	Sect-3	Speed	Topspeed	laptime	pit
1	44.846		40.529	164.4	32.847			1:58.222		8	40.692		38.793	166.7	32.048			1:51.533	
2	41.092		39.370	163.6	32.208			1:52.670		9	40.629		39.280	162.2	32.165			1:52.074	
3	40.743		39.152	167.2	32.512			1:52.407		10	40.536		39.395	163.1	32.079			1:52.010	
4	42.574		39.314	163.1	<u>31.780</u>			1:53.668		11	40.857		<u>38.541</u>	167.4	31.902			1:51.300	
5	40.850		39.464	<u>168.5</u>	32.209			1:52.523		12	40.789		39.664	162.7	32.083			1:52.536	
6	41.075		39.173	166.9	32.364			1:52.612		13	40.613		38.754	165.1	32.262			1:51.629	
7	40.662		39.329	162.7	32.294			1:52.285		14	<u>40.239</u>		38.790	164.4	32.236			<u>1:51.265</u>	

20 Hagen Wiedemann										KTM RC390									
lap	Sect-1	Speed	Sect-2	Speed	Sect-3	Speed	TopSpeed	laptime	pit	lap	Sect-1	Speed	Sect-2	Speed	Sect-3	Speed	Topspeed	laptime	pit
1	42.824		47.693	160.0	31.585			2:02.102		9	39.111		36.941	164.1	30.480			1:46.532	
2	39.605		39.034	163.1	31.030			1:49.669		10	<u>38.884</u>		<u>36.671</u>	166.9	<u>30.462</u>			<u>1:46.017</u>	
3	39.039		37.394	162.9	30.905			1:47.338		11	39.357		37.036	164.6	35.116			1:51.509	
4	39.067		37.523	165.4	31.013			1:47.603		12	40.396		37.718	160.7	31.506			1:49.620	
5	39.355		37.449	163.9	30.766			1:47.570		13	39.500		37.667	161.4	31.143			1:48.310	
6	39.164		37.129	<u>167.2</u>	30.630			1:46.923		14	40.355		39.382	155.8	32.994			1:52.731	
7	39.141		37.153	162.2	30.876			1:47.170		15	39.810		38.661	160.5	33.679			1:52.150	
8	39.063		37.390	164.1	30.767			1:47.220		16									

21 Marlon Schroeder										KTM RC390									
lap	Sect-1	Speed	Sect-2	Speed	Sect-3	Speed	TopSpeed	laptime	pit	lap	Sect-1	Speed	Sect-2	Speed	Sect-3	Speed	Topspeed	laptime	pit
1	42.343		38.285	165.4	31.539			1:52.167		9	39.450		37.630	163.1	<u>30.881</u>			1:47.961	
2	39.645		38.010	164.1	31.723			1:49.378		10	39.378		37.333	166.7	30.941			<u>1:47.652</u>	
3	39.469		37.860	165.9	31.469			1:48.798		11	39.590		<u>37.155</u>	166.4	31.213			1:47.958	
4	39.276		38.081	164.4	31.097			1:48.454		12	39.486		37.652	163.4	31.325			1:48.463	
5	39.228		37.687	<u>168.0</u>	31.477			1:48.392		13	39.525		37.651	163.6	31.412			1:48.588	
6	<u>39.202</u>		37.650	164.9	31.113			1:47.965		14	39.228		37.352	162.9	31.293			1:47.873	
7	39.312		37.565	161.9	31.304			1:48.181		15	39.558		37.472	167.2	31.699			1:48.729	
8	39.697		37.642	164.6	31.016			1:48.355		16									

German Speedweek Oschersleben

**ADAC Junior Cup powered by KTM - Rennen
Laps and Sector Times**

**21 - 24 August 2014
Oschersleben - 3667 mtr.**

23 Kenny Leibold									KTM RC390										
lap	Sect-1	Speed	Sect-2	Speed	Sect-3	Speed	TopSpeed	laptime	pit	lap	Sect-1	Speed	Sect-2	Speed	Sect-3	Speed	Topspeed	laptime	pit
1	42.734		36.670	170.6	30.750			1:50.154		9	38.516		37.073	168.2	30.386			1:45.975	
2	38.651		36.643	170.1	30.461			1:45.755		10	38.366		36.524	171.4	30.258			1:45.148	
3	38.498		36.444	170.1	30.310			1:45.252		11	38.473		36.648	166.4	30.368			1:45.489	
4	38.242		36.421	171.2	30.180			1:44.843		12	38.196		36.386	169.0	30.140			1:44.722	
5	38.327		36.434	171.4	30.327			1:45.088		13	38.148		<u>36.331</u>	167.4	<u>30.016</u>			<u>1:44.495</u>	
6	38.210		36.724	168.0	30.196			1:45.130		14	38.551		36.495	167.4	30.107			1:45.153	
7	<u>38.092</u>		36.504	169.0	30.143			1:44.739		15	38.292		36.521	<u>172.2</u>	30.401			1:45.214	
8	38.578		36.480	170.6	30.153			1:45.211		16									

24 Yannick Kruse									KTM RC390										
lap	Sect-1	Speed	Sect-2	Speed	Sect-3	Speed	TopSpeed	laptime	pit	lap	Sect-1	Speed	Sect-2	Speed	Sect-3	Speed	Topspeed	laptime	pit
1	43.663		39.211	<u>168.0</u>	31.845			1:54.719		9	40.444		38.415	164.9	31.399			1:50.258	
2	40.507		38.555	165.4	31.745			1:50.807		10	40.261		38.350	165.1	31.458			1:50.069	
3	40.149		38.265	164.6	31.403			1:49.817		11	40.708		38.640	164.9	31.624			1:50.972	
4	40.336		38.614	163.4	31.885			1:50.835		12	40.491		38.425	163.9	31.777			1:50.693	
5	<u>39.709</u>		38.369	165.9	31.273			<u>1:49.351</u>		13	40.659		38.805	163.1	31.584			1:51.048	
6	40.525		38.563	163.1	31.473			1:50.561		14	40.704		38.633	164.6	31.777			1:51.114	
7	40.316		38.234	163.6	<u>31.159</u>			1:49.709		15	41.030		38.583	164.4	32.330			1:51.943	
8	40.167		<u>38.199</u>	165.1	31.474			1:49.840		16									

25 Jessica Langstädtler									KTM RC390										
lap	Sect-1	Speed	Sect-2	Speed	Sect-3	Speed	TopSpeed	laptime	pit	lap	Sect-1	Speed	Sect-2	Speed	Sect-3	Speed	Topspeed	laptime	pit
1	44.760		39.939	168.5	32.485			1:57.184		8	40.742		39.193	168.0	31.876			1:51.811	
2	41.394		39.480	165.9	32.292			1:53.166		9	40.606		38.815	165.1	32.390			1:51.811	
3	40.501		39.620	163.9	32.391			1:52.512		10	41.002		38.893	166.2	32.306			1:52.201	
4	40.965		39.811	162.9	32.578			1:53.354		11	40.759		38.807	169.0	31.955			1:51.521	
5	41.058		39.858	166.9	32.227			1:53.143		12	<u>40.499</u>		38.638	166.4	<u>31.807</u>			<u>1:50.944</u>	
6	40.941		39.678	163.9	32.572			1:53.191		13	40.906		39.076	164.4	32.483			1:52.465	
7	40.955		38.892	163.9	32.361			1:52.208		14	40.792		<u>38.586</u>	<u>169.3</u>	32.436			1:51.814	

26 Toni Thurmayer									KTM RC390										
lap	Sect-1	Speed	Sect-2	Speed	Sect-3	Speed	TopSpeed	laptime	pit	lap	Sect-1	Speed	Sect-2	Speed	Sect-3	Speed	Topspeed	laptime	pit
1	42.611		37.866	<u>170.6</u>	30.850			1:51.327		9	39.522		36.810	169.3	30.976			1:47.308	
2	38.831		36.903	170.3	30.627			1:46.361		10	38.847		36.765	169.3	30.557			1:46.169	
3	38.941		36.959	169.8	30.635			1:46.535		11	38.931		36.961	165.1	30.650			1:46.542	
4	39.082		36.931	168.0	30.545			1:46.558		12	39.069		37.420	162.9	30.705			1:47.194	
5	38.913		36.779	169.0	30.534			1:46.226		13	39.379		36.913	163.9	30.890			1:47.182	
6	<u>38.774</u>		36.811	168.8	30.328			1:45.913		14	39.167		37.156	161.2	30.643			1:46.966	
7	38.828		37.070	163.1	30.729			1:46.627		15	38.949		<u>36.725</u>	170.3	<u>30.162</u>			<u>1:45.836</u>	
8	38.829		36.737	168.8	30.512			1:46.078		16									

50 Rokus Liaudanskas									KTM RC390										
lap	Sect-1	Speed	Sect-2	Speed	Sect-3	Speed	TopSpeed	laptime	pit	lap	Sect-1	Speed	Sect-2	Speed	Sect-3	Speed	Topspeed	laptime	pit
1	43.727		39.275	<u>166.4</u>	<u>31.732</u>			1:54.734		9	40.543		38.638	163.4	32.112			1:51.293	
2	40.543		38.856	164.9	31.970			1:51.369		10	40.539		38.580	163.9	32.138			1:51.257	
3	<u>40.008</u>		38.557	164.4	31.964			1:50.529		11	40.162		38.345	163.9	31.814			<u>1:50.321</u>	
4	40.434		38.806	163.9	31.971			1:51.211		12	40.735		39.052	163.4	31.869			1:51.656	
5	40.474		38.945	163.4	32.324			1:51.743		13	40.543		38.657	162.4	31.953			1:51.153	
6	40.433		38.920	161.4	32.323			1:51.676		14	40.442		<u>38.279</u>	163.9	32.203			1:50.924	
7	40.242		38.701	162.2	32.562			1:51.505		15	40.548		38.822	162.7	32.392			1:51.762	
8	40.502		38.724	163.4	32.506			1:51.732		16									

51 Jirka Mrkývka									KTM RC390										
lap	Sect-1	Speed	Sect-2	Speed	Sect-3	Speed	TopSpeed	laptime	pit	lap	Sect-1	Speed	Sect-2	Speed	Sect-3	Speed	Topspeed	laptime	pit
1	42.397		37.319	<u>173.6</u>	30.752			1:50.468		9	38.343		36.868	167.2	30.188			1:45.399	

German Speedweek Oschersleben

ADAC Junior Cup powered by KTM - Rennen Laps and Sector Times

21 - 24 August 2014
Oschersleben - 3667 mtr.

2	38.534	36.559	172.0	30.785	1:45.878	10	38.356	36.427	169.0	30.297	1:45.080
3	38.670	36.630	169.8	30.516	1:45.816	11	38.251	36.279	168.2	<u>30.062</u>	1:44.592
4	38.358	36.759	169.8	30.430	1:45.547	12	<u>38.023</u>	<u>36.058</u>	172.8	30.382	<u>1:44.463</u>
5	38.098	36.374	171.2	30.270	1:44.742	13	38.046	36.271	171.4	30.159	1:44.476
6	38.354	36.699	168.0	30.206	1:45.259	14	38.299	36.448	172.2	30.138	1:44.885
7	38.182	36.520	167.7	30.175	1:44.877	15	38.269	36.534	173.4	30.386	1:45.189
8	38.297	36.186	172.5	30.366	1:44.849	16					

52 Petr Voslajer										KTM RC390										
lap	Sect-1	Speed	Sect-2	Speed	Sect-3	Speed	TopSpeed	laptime	pit	lap	Sect-1	Speed	Sect-2	Speed	Sect-3	Speed	Topspeed	laptime	pit	
1	43.064		38.679	<u>165.9</u>	31.736			1:53.479		9	39.826		<u>37.875</u>	164.1	31.310				1:49.011	
2	39.988		38.240	164.1	31.517			1:49.745		10	39.712		38.284	160.5	31.277				1:49.273	
3	39.726		38.155	162.7	31.191			1:49.072		11	39.808		38.016	164.1	31.343				1:49.167	
4	39.798		37.934	162.9	31.317			1:49.049		12	39.724		37.922	162.7	31.257				1:48.903	
5	39.786		38.128	164.4	31.499			1:49.413		13	39.858		38.105	161.9	31.348				1:49.311	
6	39.829		38.635	161.9	31.392			1:49.856		14	40.129		37.939	163.1	<u>31.045</u>				1:49.113	
7	<u>39.479</u>		37.903	162.9	31.284			<u>1:48.666</u>		15	39.808		37.974	164.6	31.218				1:49.000	
8	39.857		38.275	163.6	31.251			1:49.383		16										

53 Michael Verbrugge										KTM RC390										
lap	Sect-1	Speed	Sect-2	Speed	Sect-3	Speed	TopSpeed	laptime	pit	lap	Sect-1	Speed	Sect-2	Speed	Sect-3	Speed	Topspeed	laptime	pit	
1	41.932		36.695	173.6	30.730			1:49.357		9	<u>37.812</u>		36.335	175.6	30.465				1:44.612	
2	38.387		36.234	175.6	30.352			1:44.973		10	38.133		36.329	175.3	30.236				1:44.698	
3	38.340		36.371	171.2	30.077			1:44.788		11	38.047		36.343	174.5	30.118				1:44.508	
4	38.181		36.475	173.1	30.240			1:44.896		12	38.009		36.312	172.0	30.269				1:44.590	
5	38.146		36.291	174.2	<u>30.074</u>			1:44.511		13	38.020		36.314	170.9	30.108				1:44.442	
6	37.923		36.104	175.3	30.172			<u>1:44.199</u>		14	38.091		36.310	169.5	30.309				1:44.710	
7	38.294		36.088	174.8	30.501			1:44.883		15	38.370		<u>36.075</u>	<u>176.5</u>	29.968				1:44.413	
8	38.071		36.213	175.6	30.122			1:44.406		16										

54 Joel Kugler										KTM RC390										
lap	Sect-1	Speed	Sect-2	Speed	Sect-3	Speed	TopSpeed	laptime	pit	lap	Sect-1	Speed	Sect-2	Speed	Sect-3	Speed	Topspeed	laptime	pit	
1	44.116		40.399	167.4	32.651			1:57.166		8	40.368		39.021	166.2	32.468				1:51.857	
2	40.775		39.594	165.6	32.625			1:52.994		9	40.202		39.295	166.2	32.316				1:51.813	
3	40.873		39.753	161.4	32.843			1:53.469		10	40.646		39.166	166.7	32.372				1:52.184	
4	40.730		40.104	165.4	32.583			1:53.417		11	40.259		38.948	167.7	32.260				1:51.467	
5	40.619		39.494	165.9	32.307			1:52.420		12	<u>40.065</u>		38.948	164.6	<u>31.933</u>				<u>1:50.946</u>	
6	41.191		39.331	164.6	32.623			1:53.145		13	40.613		<u>38.939</u>	165.1	32.309				1:51.861	
7	40.488		39.411	164.9	32.369			1:52.268		14	40.858		39.122	<u>168.0</u>	32.356				1:52.336	

87 Lukas Wimmer										KTM RC390										
lap	Sect-1	Speed	Sect-2	Speed	Sect-3	Speed	TopSpeed	laptime	pit	lap	Sect-1	Speed	Sect-2	Speed	Sect-3	Speed	Topspeed	laptime	pit	
1	41.530		37.111	<u>171.7</u>	30.636			1:49.277		9	38.626		36.872	167.7	30.246				1:45.744	
2	38.409		36.515	<u>171.7</u>	30.389			1:45.313		10	38.382		36.608	169.0	30.261				1:45.251	
3	39.027		36.713	168.2	30.418			1:46.158		11	38.320		36.841	164.6	30.240				1:45.401	
4	38.219		36.550	168.8	30.190			1:44.959		12	38.159		<u>36.403</u>	169.5	30.146				<u>1:44.708</u>	
5	38.117		36.637	169.5	30.360			1:45.114		13	38.147		36.442	166.7	30.127				1:44.716	
6	<u>38.054</u>		36.799	166.9	<u>30.071</u>			1:44.924		14	38.264		36.535	167.7	30.239				1:45.038	
7	38.171		36.666	166.9	30.122			1:44.959		15	38.378		36.588	169.5	30.324				1:45.290	
8	38.387		36.661	168.8	30.231			1:45.279		16										



German Speedweek Oschersleben

ADAC Junior Cup powered by KTM - Rennen Laptimes

21 - 24 August 2014
Oschersleben - 3667 mtr.

Pos	Nbr	Name / Team name	Gap	1	2	3	4	5	6	7	8	9	10	11	12	13	14	15	16	17	18
1	7	Tim Georgi	-- 15 laps --	1:50.768	1:44.622	1:44.851	1:44.523	1:44.540	1:44.771	1:45.102	1:43.981	1:44.860	1:43.941	1:43.959	1:44.420	1:44.853	1:44.464	1:43.766			
2	11	Pedro John	0:086	1:49.028	1:45.390	1:44.912	1:44.681	1:44.291	1:44.232	1:44.824	1:44.517	1:44.462	1:44.604	1:44.168	1:44.020	1:44.488	1:44.828	1:43.593			
3	4	Matthias Meggle	1:640	1:49.662	1:45.320	1:44.406	1:44.574	1:45.020	1:44.310	1:44.831	1:44.376	1:44.678	1:44.345	1:44.160	1:44.421	1:44.478	1:45.052	1:44.506			
4	6	Lukas Tulovic	1:879	1:49.861	1:44.995	1:44.246	1:45.422	1:44.434	1:44.251	1:44.625	1:44.151	1:44.708	1:44.702	1:43.479	1:44.260	1:44.831	1:45.428	1:44.760			
5	17	Marc Zellhöfer	1:930	1:49.914	1:45.339	1:44.075	1:44.506	1:44.515	1:44.324	1:44.814	1:44.447	1:44.467	1:44.692	1:44.035	1:44.134	1:44.541	1:44.943	1:44.733			
6	3	Dennis Norick Stelzer	2:078	1:50.590	1:44.897	1:44.337	1:44.381	1:44.539	1:44.064	1:45.016	1:44.475	1:44.571	1:44.401	1:44.128	1:44.098	1:44.490	1:44.930	1:44.758			
7	53	Michael Verbrugge	2:514	1:49.357	1:44.973	1:44.788	1:44.896	1:44.511	1:44.199	1:44.883	1:44.406	1:44.612	1:44.698	1:44.508	1:44.590	1:44.442	1:44.710	1:44.413			
8	87	Lukas Wimmer	11.174	1:49.277	1:45.313	1:46.158	1:44.959	1:45.114	1:44.924	1:44.959	1:45.279	1:45.744	1:45.251	1:45.401	1:44.708	1:44.722	1:44.495	1:45.214			
9	23	Kenny Leibold	11.318	1:50.154	1:45.755	1:45.252	1:44.843	1:45.088	1:45.130	1:44.739	1:45.211	1:45.975	1:45.148	1:45.489	1:44.722	1:44.495	1:45.153	1:45.214			
10	51	Jirka Mrkyvka	11.387	1:50.468	1:45.878	1:45.816	1:45.547	1:44.742	1:45.259	1:44.877	1:44.849	1:45.399	1:45.080	1:44.592	1:44.463	1:44.476	1:44.885	1:45.189			
11	5	Jonas Hähle	16.191	1:50.791	1:46.285	1:45.525	1:44.942	1:44.994	1:44.692	1:45.543	1:45.352	1:45.537	1:45.664	1:44.635	1:45.397	1:45.382	1:45.694	1:46.697			
12	26	Toni Thurmayer	32.922	1:51.327	1:46.361	1:46.535	1:46.558	1:46.226	1:45.913	1:46.627	1:46.078	1:47.308	1:46.169	1:46.542	1:47.194	1:47.182	1:46.966	1:45.836			
13	8	Maximilian Sohnus	33.187	1:51.278	1:46.340	1:46.134	1:46.194	1:46.542	1:46.796	1:47.156	1:46.126	1:46.299	1:46.769	1:46.610	1:47.191	1:47.225	1:46.930	1:46.174			
14	1	Dominic Kaßner	37.156	1:53.141	1:47.205	1:47.129	1:46.993	1:46.186	1:46.303	1:46.611	1:46.451	1:46.999	1:46.690	1:47.265	1:46.777	1:46.941	1:46.286	1:46.514			
15	21	Marlon Schroeder	59.578	1:52.167	1:49.378	1:48.798	1:48.454	1:48.392	1:47.965	1:48.181	1:48.355	1:47.961	1:47.652	1:47.958	1:48.463	1:48.588	1:47.873	1:48.729			
16	18	Tom Günther	59.661	1:52.535	1:48.370	1:48.868	1:48.451	1:48.274	1:48.106	1:48.166	1:48.243	1:47.839	1:47.942	1:48.080	1:48.396	1:48.463	1:48.096	1:48.862			
17	20	Hagen Wiedemann	1:12.326	2:02.102	1:49.669	1:47.338	1:47.603	1:47.570	1:46.923	1:47.170	1:47.220	1:46.532	1:46.017	1:51.509	1:49.820	1:48.310	1:52.731	1:52.150			
18	52	Petr Voslajler	1:13.665	1:53.479	1:49.745	1:49.072	1:49.049	1:49.413	1:49.856	1:48.666	1:49.383	1:49.011	1:49.273	1:49.167	1:48.903	1:49.311	1:49.113	1:49.000			
19	24	Yannick Kruse	1:32.817	1:54.719	1:50.807	1:49.817	1:50.835	1:49.351	1:50.561	1:49.709	1:49.840	1:50.258	1:50.069	1:50.972	1:50.693	1:51.048	1:51.114	1:51.943			
20	50	Rokus Liaudanskas	1:44.204	1:54.734	1:51.369	1:50.529	1:51.211	1:51.743	1:51.676	1:51.505	1:51.732	1:51.293	1:51.257	1:50.321	1:51.656	1:51.153	1:50.924	1:51.762			
21	19	Chris Leibold	-- 14 laps --	1:58.222	1:52.670	1:52.407	1:53.668	1:52.523	1:52.612	1:52.285	1:51.533	1:52.074	1:52.010	1:51.300	1:52.536	1:51.629	1:51.265				
22	54	Joel Kugler	0:030	1:57.166	1:52.994	1:53.469	1:53.417	1:52.420	1:53.145	1:52.268	1:51.857	1:51.813	1:52.184	1:51.467	1:50.946	1:51.861	1:52.336				
23	16	Yannik Tuisel	0:093	1:57.245	1:52.971	1:53.608	1:53.287	1:52.878	1:53.048	1:52.359	1:51.778	1:51.864	1:52.077	1:51.472	1:51.482	1:52.727	1:50.602				
24	25	Jessica Langstädtler	0:295	1:57.184	1:53.166	1:52.512	1:53.354	1:53.143	1:53.191	1:52.208	1:51.811	1:51.811	1:52.201	1:51.521	1:50.944	1:52.465	1:51.814				
25	12	Leon Langstädtler	-- 6 laps --	1:50.463	1:45.688	1:46.400	1:44.989	1:45.471	3:36.086												
26	14	Jendrik Sättele	-- 4 laps --	1:52.211	1:47.394	1:46.698	1:47.172														
27	9	Milan Wiedemann																			





German Speedweek Oschersleben

ADAC Junior Cup powered by KTM - Rennen
Sector analyse

21 - 24 August 2014
Oschersleben - 3667 mtr.

Pos	Nbr	Name / Team name	Sector 1			Sector 2			Sector 3			Theoretical best	Actual best	In
			time	Lap	pos	time	Lap	pos	time	Lap	pos			
1	7	Tim Georgi (GER)	37.444	8	1	35.833	14	1	29.860	15	4	1:43.137	1:43.766	15
2	11	Pedro John (GER)	37.568	6	4	35.839	14	2	29.706	15	1	1:43.113	1:43.593	15
3	4	Matthias Meggle (GER)	37.537	12	3	36.028	8	4	29.967	11	5	1:43.532	1:44.160	11
4	6	Lukas Tulovic (GER)	37.527	11	2	35.894	14	3	29.813	11	2	1:43.234	1:43.479	11
5	17	Marc Zellhöfer (GER)	37.658	12	5	36.053	4	5	30.361	4	15	1:44.072	1:44.035	11
6	3	Dennis Norick Stelzer (GER)	37.782	10	6	36.059	8	7	29.829	11	3	1:43.670	1:44.064	6
7	53	Michael Verbrugghe (BEL)	37.812	9	7	36.075	15	8	30.074	5	10	1:43.961	1:44.199	6
8	87	Lukas Wimmer (AUT)	38.054	6	11	36.403	12	11	30.071	6	9	1:44.528	1:44.708	12
9	23	Kenny Leibold (GER)	38.092	7	12	36.331	13	10	30.016	13	7	1:44.439	1:44.495	13
10	51	Jirka Mrkývka (CZE)	38.023	12	10	36.058	12	6	30.062	11	8	1:44.143	1:44.463	12
11	5	Jonas Hähle (GER)	37.974	6	8	36.300	6	9	29.981	9	6	1:44.255	1:44.635	11
12	26	Toni Thurmayer (GER)	38.774	6	15	36.725	15	15	30.162	15	11	1:45.661	1:45.836	15
13	8	Maximilian Sohnius (GER)	38.642	4	14	36.670	2	13	30.293	15	12	1:45.605	1:46.126	8
14	1	Dominic Kaßner (GER)	38.542	6	13	36.886	3	16	30.343	14	14	1:45.771	1:46.186	5
15	21	Marlon Schroeder (GER)	39.202	6	19	37.155	11	18	30.881	9	18	1:47.238	1:47.652	10
16	18	Tom Günther (GER)	39.171	11	18	37.377	14	19	30.923	10	19	1:47.471	1:47.839	9
17	20	Hagen Wiedemann (GER)	38.884	10	17	36.671	10	14	30.462	10	16	1:46.017	1:46.017	10
18	52	Petr Voslajer (CZE)	39.479	7	20	37.875	9	20	31.045	14	20	1:48.399	1:48.666	7
19	24	Yannick Kruse (GER)	39.709	5	21	38.199	8	21	31.159	7	21	1:49.067	1:49.351	5
20	50	Rokus Liaudanskas (LTU)	40.008	3	23	38.279	14	22	31.732	1	23	1:50.019	1:50.321	11
21	19	Chris Leibold (GER)	40.239	14	25	38.541	11	24	31.780	4	24	1:50.560	1:51.265	14
22	54	Joel Kugler (SUI)	40.065	12	24	38.939	13	26	31.933	12	26	1:50.937	1:50.946	12
23	16	Yannik Tuisel (GER)	39.946	14	22	38.300	14	23	31.723	11	22	1:49.969	1:50.602	14
24	25	Jessica Langstädtler (GER)	40.499	12	26	38.586	14	25	31.807	12	25	1:50.892	1:50.944	12
25	12	Leon Langstädtler (GER)	37.977	6	9	36.542	5	12	30.311	4	13	1:44.830	1:44.989	4
26	14	Jendrik Sättele (GER)	38.792	3	16	37.050	4	17	30.630	3	17	1:46.472	1:46.698	3
27	9	Milan Wiedemann (GER)												0

German Speedweek Oschersleben

ADAC Junior Cup powered by KTM - Rennen

**21 - 24 August 2014
Oschersleben - 3667 mtr.**

Nr.	Name	Pos	Laps	1	2	3	4	5	6	7	8	9	10	11	12	13	14	15
11	Pedro John	1	11	7	7	7	7	7	11	11	6	11	7	7	6	11	7	7
4	Matthias Meggle	4	4	11	6	4	11	7	6	7	6	11	6	7	6	11	11	11
7	Tim Georgi	2	7	4	4	11	4	4	4	11	7	4	11	11	7	6	4	4
6	Lukas Tulovic	3	6	6	11	6	6	6	7	4	4	6	4	4	4	4	4	6
53	Michael Verbrugghe	5	53	53	53	17	17	17	17	17	17	17	17	17	17	17	17	17
87	Lukas Wimmer	6	87	87	17	53	53	53	53	53	53	53	3	3	3	3	3	3
17	Marc Zellhöfer	7	17	17	3	3	3	3	3	3	3	3	53	53	53	53	53	53
23	Kenny Leibold	9	23	3	87	87	87	87	87	87	87	87	87	87	87	87	87	87
3	Dennis Norick Stelzer	8	3	23	23	23	23	23	23	23	23	23	23	23	23	23	23	23
5	Jonas Hähle	14	5	12	5	5	5	5	5	5	51	51	51	51	51	51	51	51
12	Leon Langstädtler	10	12	5	51	12	51	51	51	51	5	5	5	5	5	5	5	5
51	Jirka Mrkývka	17	51	51	12	51	12	8	26	26	8	8	8	8	8	8	8	26
8	Maximilian Sohnius	12	8	8	8	8	8	26	8	8	26	26	26	26	26	26	26	8
26	Toni Thurmayer	13	26	26	26	26	26	1	1	1	1	1	1	1	1	1	1	1
14	Jendrik Sättele	20	14	1	14	14	1	18	18	18	18	18	18	18	18	18	18	21
1	Dominic Kaßner	19	1	14	1	1	18	21	21	21	21	21	21	21	21	21	21	18
21	Marlon Schroeder	15	21	18	18	18	21	20	20	20	20	20	20	20	20	20	20	20
18	Tom Günther	21	18	21	21	21	52	52	52	52	52	52	52	52	52	52	52	52
52	Petr Voslajer	22	52	52	52	52	20	24	24	24	24	24	24	24	24	24	24	24
24	Yannick Kruse	23	24	24	24	20	24	50	50	50	50	50	50	50	50	50	50	50
50	Rokus Liaudanskas	27	50	50	50	24	50	54	54	19	54	19	19	54	54	19		
54	Joel Kugler	25	54	54	20	50	54	19	19	54	19	54	54	25	25	54		
16	Yannik Tuisel	24	16	16	25	25	25	25	25	25	25	25	25	25	16	19	16	
25	Jessica Langstädtler	26	25	20	54	54	16	16	16	16	16	16	16	19	16	25		
19	Chris Leibold	11	19	25	16	16	19	<u>12</u>										
20	Hagen Wiedemann	18	20	19	19	19												



German Speedweek Oschersleben

Heat Statistics

Heat name : ADAC Junior Cup powered by KTM - Rennen
 Heat Date : 24 August 2014
 Weather : Sunny, track dry, 19°C
 Circuit name : Oschersleben - 3667 mtr.

Participants Started : 27 Participants Classified : 24
 Participants Finished : 24 Participants Not Classified : 3
 Participants Not Finished : 3

Green flag at : 24/08/2014 - 11:20:35 Heat recording start time : 24/08/2014 - 11:07:10
 Finish flag waved at : 24/08/2014 - 11:46:48 Heat recording end time : 24/08/2014 - 11:48:45
 Total time under Green : 26:13 Total of All Laps in Heat : 366
 Number of cautions : 0 Total time under Yellow : 00:00:00
 Number of code-60's : 0 Total time under Code-60 : 00:00:00

Leader history during the Heat

#	Nbr	Lap	to Lap	Name	of
1	11	1	1	Pedro John	KTM RC390
2	7	2	5	Tim Georgi	KTM RC390
3	11	6	7	Pedro John	KTM RC390
4	6	8	8	Lukas Tulovic	KTM RC390
5	11	9	9	Pedro John	KTM RC390
6	7	10	11	Tim Georgi	KTM RC390
7	6	12	12	Lukas Tulovic	KTM RC390
8	11	13	13	Pedro John	KTM RC390
9	7	14	15	Tim Georgi	KTM RC390

Best Lap time history during the Heat

#	Nbr	lap time	in lap	Name	of	time of day
1	11	1:49.028	1	Pedro John	KTM RC390	11:22:25
2	7	1:44.622	2	Tim Georgi	KTM RC390	11:24:10
3	6	1:44.246	3	Lukas Tulovic	KTM RC390	11:25:55
4	17	1:44.075	3	Marc Zellhöfer	KTM RC390	11:25:56
5	3	1:44.064	6	Dennis Norick Stelzer	KTM RC390	11:31:10
6	7	1:43.981	8	Tim Georgi	KTM RC390	11:34:38
7	7	1:43.941	10	Tim Georgi	KTM RC390	11:38:07
8	6	1:43.479	11	Lukas Tulovic	KTM RC390	11:39:51