



ADAC GT Masters

Results Rennen 1

Official



Motorsport Arena Oschersleben, Length: 3696 m

Air temperature: 8.1°C

Track temperature: 10.1°C

Weather condition: Wet

DMSB - Reg. Nr.: 62/2012
Saturday 31.3.2012 12:30

**ADAC Masters
Weekend**

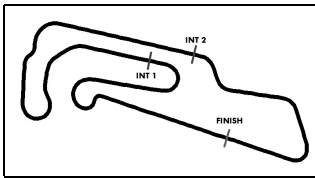
started : 40 classified : 36 not classified : 4

	Drivers	Team	Car	Laps	Total Time	Gap	Kph	Lap	Time	Kph
1	1 D.Lunardi/M.Martin	ALPINA(DEU)	BMW Alpina B6 GT3	38	59:59.306		140,5	31	1:29.766	148,2
2	20 C.Hürtgen/D.Schwager	Schubert Motorsport	BMW Z4 GT3	38	1:00:00.192	0.886	140,4	12	1:29.541	148,6
3	29 R.Renauer/N.Thiim	FROGREEN CO2 neutral	Porsche 911 GT3 R	38	1:00:00.779	1.473	140,4	32	1:30.086	147,7
4	38 J.Krohn/N.Verdonck	Lambda Performance	Ford GT GT3	38	1:00:17.019	17.713	139,8	20	1:30.707	146,7
5	36 C.Engelhart/N.Tandy	Team Geyer&Weinig EDV Schütz M	Porsche 911 GT3 R	38	1:00:17.822	18.516	139,8	25	1:30.569	146,9
6	8 H.Proczyk/D.Baumann	Heico Motorsport	Mercedes Benz AMG SLS GT3	38	1:00:18.801	19.495	139,7	12	1:30.557	146,9
7	4 D.Dobitsch/F.Stoll	kfzteile24 MS Racing Team	Mercedes Benz AMG SLS GT3	38	1:00:31.027	31.721	139,2	31	1:30.442	147,1
8	33 K.Poulsen/C.Nygaard	Young Driver AMR	Aston Martin V12 Vantage GT3	38	1:00:34.433	35.127	139,1	31	1:30.802	146,5
9	5 S.Asch/M.Götz	kfzteile24 MS Racing Team	Mercedes Benz AMG SLS GT3	38	1:01:22.185	1:22.879	137,3	30	1:29.605	148,5
10	14 C.Ott/A.Müller	MRS GT-Racing	McLaren MP4-12C GT3	37	1:00:07.745	1 LAP	136,5	23	1:32.024	144,6
11	37 S.Bert/L.Ludwig	Gemballa Racing	McLaren MP4-12C GT3	37	1:00:08.134	1 LAP	136,4	11	1:30.683	146,7
12	42 M.Mayer/J.Seyffarth	Seyffarth Motorsport	Mercedes Benz AMG SLS GT3	37	1:00:15.685	1 LAP	136,2	19	1:31.416	145,6
13	6 M.Farnbacher/N.Kentenich	Farnbacher ESET Racing	Ferrari 458 Italia GT3	37	1:00:17.498	1 LAP	136,1	35	1:30.680	146,7
14	23 F.Lestrup/M.Matzke	WestCoastRacing	BMW Z4	37	1:00:20.482	1 LAP	136,0	30	1:30.447	147,1
15	7 K.Heyer/C.Frankenhoust	Heico Motorsport	Mercedes Benz AMG SLS GT3	37	1:00:23.835	1 LAP	135,9	31	1:30.535	147,0
16	22 C.Tilke/C.Abt	Prosperia uhc speed	AUDI R8 LMS ultra	37	1:00:24.287	1 LAP	135,8	32	1:30.515	147,0
17	41 S.Knap/J.de Boer	DB Motorsport	BMW Z4 GT3	37	1:00:26.211	1 LAP	135,8	32	1:30.356	147,3
18	21 C.Joens/C.Mies	Prosperia uhc speed	AUDI R8 LMS ultra	37	1:00:28.976	1 LAP	135,7	29	1:30.558	146,9
19	15 S.Dolenc/M.Ragginger	FACH AUTO TECH	Porsche 911 GT3 R	37	1:00:30.185	1 LAP	135,6	32	1:30.176	147,6
20	9 A.Simonsen/M.Buhk	HEICO Junior Team	Mercedes Benz AMG SLS GT3	37	1:00:37.203	1 LAP	135,4	30	1:30.090	147,7
21	40 B.Herndlhofer/C.Mamerow	MAMEROW Racing	AUDI R8 LMS ultra	37	1:00:47.859	1 LAP	135,0	19	1:30.631	146,8
22	18 T.Seiler/F.Kechele	Callaway Competition	Corvette Z06.R GT3	37	1:00:55.420	1 LAP	134,7	30	1:30.077	147,7
23	24 M.Hayek/P.Kox	Reiter Engineering	Lamborghini Gallardo LP600+	37	1:01:02.021	1 LAP	134,4	35	1:31.040	146,2
24	10 L.Arnold/A.Margaritis	Schöner Wohnen Polarweiss Team	Mercedes Benz AMG SLS GT3	37	1:01:06.819	1 LAP	134,3	16	1:30.170	147,6
25	11 D.Mengesdorf/R.Bader	Team rhino's Leipert Motorsport	Lamborghini Gallardo LP600+	36	1:00:21.315	2LAPS	132,3	13	1:31.385	145,6
26	43 G.Grasser/M.Dablander	GRT Grasser Racing Team	Lamborghini Gallardo LP600+	36	1:00:25.808	2LAPS	132,1	28	1:34.399	141,0
27	17 R.Lips/F.Schmickler	Callaway Competition	Corvette Z06.R GT3	36	1:00:54.200	2LAPS	131,1	35	1:32.708	143,5
28	2 J.Leidinger/F.Spengler	LIQUI MOLY Team Engstler(DEU)	BMW Alpina B6 GT3	36	1:00:55.141	2LAPS	131,0	15	1:29.993	147,9
29	35 A.Winter/C.Geipel	YACO Racing powered by Jochen S	Chevrolet Camaro GT3	36	1:01:15.461	2LAPS	130,3	21	1:31.547	145,3
30	16 O.Klohs/A.Gugger	FACH AUTO TECH	Porsche 911 GT3 R	36	1:01:18.242	2LAPS	130,2	17	1:32.340	144,1
31	25 G.Engelhardt/M.Seefried	Team GT 3 Kasko	Porsche 911 GT3 R	36	1:01:20.432	2LAPS	130,1	30	1:31.554	145,3
32	12 O.Petrishin/G.Tweraser	Team rhino's Leipert Motorsport	Lamborghini Gallardo LP600+	36	1:01:20.783	2LAPS	130,1	33	1:31.555	145,3
33	26 R.Bourdeaux/A.Renauer	Team GT 3 Kasko	Porsche 911 GT3 R	35	56:25.647	3LAPS	137,6	35	1:01.674	215,7
34	27 A.Wirth/H.Frentzen	Callaway Competition	Corvette Z06.R GT3	35	1:00:21.527	3LAPS	128,6	29	1:29.724	148,3
35	44 J.Stovicek/E.Janis	HEICO-GRAVITY CHAROUZ TEAM	Mercedes Benz AMG SLS GT3	35	1:00:33.767	3LAPS	128,2	23	1:30.754	146,6
36	31 T.Schulze/M.Schulze	Schulze Motorsport	Nissan GT-R GT3	33	1:00:19.777	5LAPS	121,3	13	1:32.409	144,0
not classified										
28	D.Alessi/D.Keilwitz	Callaway Competition	Corvette Z06.R GT3	24	40:00.104	14LAPS	133,1	24	1:29.953	147,9
32	F.Stuck/J.Stuck	Young Driver AMR	Aston Martin V12 Vantage GT3	20	33:15.622	18LAPS	133,3	14	1:30.166	147,6
3	A.von Thurn und Taxis/S.Rosina	Reiter Engineering	Lamborghini Gallardo LP600+	18	32:16.432	20LAPS	123,7	17	1:30.785	146,6
34	M.Sandritter/P.Geipel	YACO Racing powered by Jochen S	Chevrolet Camaro GT3	11	19:37.563	27LAPS	124,3	2	1:41.170	131,5

Steward:

Steward:

Steward:



ADAC GT Masters

Lap chart Rennen 1

Provisional

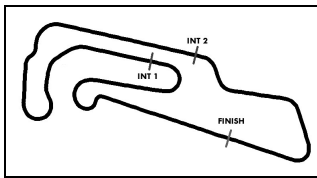


Motorsport Arena Oschersleben, Length: 3696 m

Saturday 31.3.2012 12:30

POS	1	2	3	4	5	6	7	8	9	10	11	12	13	14	15	16	17	18	19	20	21	22	23	24	25	26	27	28	29	30	31	32	33	34	35	36	37	38	39	40	41	42	
LAP 38	1	20	29	38	36	8	4	33	5																																		

. - PIT STOP ' - LAP BEHIND



ADAC GT Masters

Lap analysis Rennen 1

Provisional



Motorsport Arena Oschersleben, Length: 3696 m

Air temperature: 9.5°C

Track temperature: 16.7°C

Weather condition: Wet

DMSB - Reg. Nr.: 62/2012

Saturday 31.3.2012 12:30

**ADAC Masters
Weekend**

Lap	Time	SE1	SP1	SE2	SP2	SE3	SP3	TSP	Lap	Time	SE1	SP1	SE2	SP2	SE3	SP3	TSP
19	1:30.510	34.551		30.276	229	25.683	183										
20	1:38.804	34.392	189	30.320	228	34.092											

31 Tobias Schulze, DEU/ Michael Schulze, DEU

theoretical besttime: 1:32.152

1	1:52.775	43.240	171	37.732	203	31.803	172	175	18	4:01.267	2:51.167	132	41.328	182	28.772	170
2	1:41.693	38.659	181	34.186	200	28.848	172	214	19	1:39.348	38.817	180	33.092	217	27.439	174
3	1:41.899	39.297	177	33.856	214	28.746	173	187	20	1:39.236	37.124	178	33.576	177	28.536	176
4	1:56.487	38.643	176	36.532	201	41.312		207	21	1:57.661	37.200	167	32.259	219	48.202	222
5	3:18.772	2:14.994	174	35.433	213	28.345	176		22	3:07.546	2:04.970	179	33.052	208	29.524	176
6	1:39.057	37.304	181	34.686	217	27.067	177	217	23	1:37.223	36.365	178	33.701	198	27.157	175
7	1:34.742	36.137	182	31.759	218	26.846	177	220	24	1:35.176	36.222	180	32.088	219	26.866	175
8	1:34.281	35.835	183	31.676	219	26.770	177	221	25	1:37.912	36.410	160	33.358	197	28.144	169
9	1:32.928	35.463	182	31.129	220	26.336	177	221	26	1:34.777	36.040	180	32.050	220	26.687	176
10	1:32.634	35.403	183	31.038	219	26.193	178	220	27	1:34.656	35.928	180	31.926	218	26.802	175
11	1:32.627	35.405	183	31.064	220	26.158	179	221	28	1:36.214	35.710	181	32.635	171	27.869	175
12	1:32.635	35.181	182	31.381	222	26.073	177	221	29	1:36.493	36.706	181	32.787	218	27.000	176
13	1:32.409	35.185	182	30.898	223	26.326	176	221	30	1:34.884	36.297	179	31.998	220	26.589	176
14	1:35.424	37.819	181	31.407	221	26.198	179	180	31	1:35.591	36.973	180	31.972	222	26.646	176
15	1:38.258	36.841	184	32.030	220	29.387	130	224	32	1:34.998	36.091	179	31.914	219	26.993	175
16	1:46.460	44.514	140	34.406	183	27.540	177	173	33	1:37.217	36.421	182	32.688	168	28.108	176
17	2:02.212	39.671	130	40.064	172	42.477		220								

32 Ferdinand Stuck, DEU/ Johannes Stuck, DEU

theoretical besttime: 1:30.034

1	1:47.955	41.301	177	36.714	192	29.940	173	156	11	1:31.108	35.220	184	30.278	220	25.610	178
2	1:52.511	40.167	178	34.270	190	38.074		190	12	1:30.653	34.425	182	30.349	223	25.879	177
3	3:15.972	2:12.435	172	34.685	211	28.852	174		13	1:30.844	34.788	182	30.372	220	25.684	178
4	1:38.007	38.020	180	32.179	215	27.808	173	219	14	1:30.166	34.359	182	30.209	222	25.598	179
5	1:34.948	36.526	181	32.392	219	26.030	177	220	15	1:30.661	34.522	183	30.288	220	25.851	224
6	1:32.475	35.878	182	30.856	219	25.741	177	222	16	1:30.967	34.562	183	30.457	222	25.948	177
7	1:31.420	34.889	182	30.750	220	25.781	178	221	17	1:30.572	34.670	183	30.241	223	25.661	177
8	1:34.321	34.749	182	31.836	220	27.736	176	222	18	1:32.440	35.086	184	31.005	221	26.349	178
9	1:30.968	34.872	182	30.561	220	25.535	177	220	19	1:30.775	34.864	182	30.187	224	25.724	178
10	1:32.071	35.233	178	31.350	221	25.488	177	222	20	1:39.603	34.487	182	30.400	222	34.716	221

33 Kristian Poulsen, DEN/ Christoffer Nygaard, DEN

theoretical besttime: 1:30.695

1	1:48.712	42.545	177	36.255	185	29.912	172	166	21	1:30.861	34.776	182	30.355	222	25.730	178
2	1:42.351	39.422	181	34.273	200	28.656	174	176	22	1:31.107	34.760	182	30.479	222	25.868	178
3	1:40.672	38.309	182	33.245	204	29.118	174	199	23	1:31.152	34.964	183	30.386	222	25.802	178
4	1:40.511	38.619		33.129	208	28.763	175	198	24	1:31.448	35.037	183	30.660	221	25.751	180
5	1:37.528	37.681	177	32.761	218	27.086	174	215	25	1:31.804	34.790	183	31.094	222	25.920	178
6	1:34.794	36.423	182	31.059	219	27.312	170	214	26	1:31.406	34.981	183	30.647	223	25.778	178
7	1:32.612	36.129	179	30.655	219	25.828	177	220	27	1:31.105	34.823	182	30.371	223	25.911	179
8	1:31.357	35.107	182	30.558	219	25.692	177	221	28	1:31.447	34.826	182	30.722	223	25.899	178
9	1:32.863	35.236	181	31.524	220	26.103	177	222	29	1:31.748	34.904	182	30.686	223	26.158	177
10	1:31.912	35.546	184	30.654	220	25.712	178	220	30	1:32.142	35.641	184	30.713	222	25.788	179
11	1:32.550	35.301	181	30.960	220	26.289	176	221	31	1:30.802					178	222
12	1:31.630	35.034	182	30.919	220	25.677	177	218	32	1:33.529	34.680	183	32.929	220	25.920	179
13	1:32.417	34.848	182	31.851	220	25.718	176	222	33	1:30.956	34.804	183	30.483	222	25.669	179
14	1:31.262	34.836	182	30.417	221	26.009	175	219	34	1:31.273	34.849	183	30.527	222	25.897	176
15	1:32.068						177	215	35	1:31.645	34.985	183	30.663	221	25.997	178
16	1:41.185	34.927	182	30.353	221	35.905		221	36	1:31.329	34.868	182	30.499	223	25.962	177
17	2:48.132	1:50.076	182	31.005	223	27.051	177		37	1:31.140	34.935	183	30.346	223	25.859	178
18	1:33.106	35.288	183	30.663	222	27.155	176	220	38	1:31.244	34.910	184	30.487	223	25.847	178
19	1:32.186	35.880	182	30.428	222	25.878	178	221								
20	1:31.309	34.929	182	30.480	221	25.900	177	221								



ADAC GT Masters

Lap analysis Rennen 1

Provisional



Motorsport Arena Oschersleben, Length: 3696 m

Air temperature: 9.5°C

Track temperature: 16.7°C

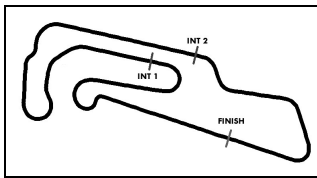
Weather condition: Wet

DMSB - Reg. Nr.: 62/2012

Saturday 31.3.2012 12:30

**ADAC Masters
Weekend**

Lap	Time	SE1	SP1	SE2	SP2	SE3	SP3	TSP	Lap	Time	SE1	SP1	SE2	SP2	SE3	SP3	TSP
6	1:45.372	39.175	175	36.267	210	29.930	170	216	24	1:30.777	34.690	181	30.526	221	25.561	178	
7	1:48.244	40.200	176	36.979	195	31.065	169	216	25	1:30.920	34.701	181	30.551	221	25.668	177	223
8	2:06.607	40.811	174	39.356	211	46.440		192	26	1:30.809	34.621	181	30.402	223	25.786	177	
9	3:16.613	2:02.226	121	44.653	146	29.734	173		27	1:31.460	35.231	181	30.536	221	25.693	179	223
10	1:41.845	36.974	182	36.794	210	28.077	175	219	28	1:30.917						177	224
11	1:37.026	36.847	179	32.699	220	27.480	173	220	29	1:31.126	34.452	183	30.828	220	25.846	177	
12	1:38.505	36.788	181	33.033	215	28.684	174	219	30	1:30.936	34.580	183	30.587	222	25.769	177	223
13	1:37.308				219	27.283	175	213	31	1:31.148	34.603	182	30.705	221	25.840	178	223
14	1:51.918	37.302	175	35.527	217	39.089		221	32	1:31.202	34.604	182	30.876	222	25.722	177	222
15	3:01.758	1:53.054	180	33.220	206	35.484			33	1:31.690	34.815	181	30.948	219	25.927	177	223
16	1:55.744	57.788	181	31.258	220	26.698	177		34	1:31.395	34.759	181	30.848	221	25.788	178	222
17	1:31.908	35.414	179	30.784	220	25.710	177	222	35	1:31.318	34.710	183	30.704	221	25.904	177	223
18	1:32.329	35.852	182	30.770	222	25.707	177										



ADAC GT Masters

Vmax list Rennen 1

Provisional



Motorsport Arena Oschersleben, Length: 3696 m

Air temperature: 9.7°C

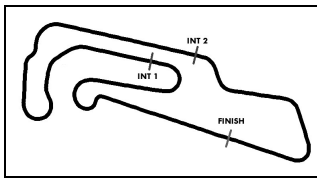
Track temperature: 17.0°C

Weather condition: Wet

DMSB - Reg. Nr.: 62/2012
Saturday 31.3.2012 12:30

**ADAC Masters
Weekend**

Nr	Team, Car, Driver, Nat	Top speed
27	Callaway Competition, Corvette Z06.R GT3 Wirth Andreas , DEU Frentzen Heinz Harald , DEU	240,54 km/h
35	YACO Racing powered by Jochen Schweizer, Chevrolet Ca Winter Achim , DEU Geipel Charlie , DEU	240,16 km/h
15	FACH AUTO TECH, Porsche 911 GT3 R Dolenc Swen , DEU Ragginger Martin , AUT	236,83 km/h
37	Gemballa Racing, McLaren MP4-12C GT3 Bert Sascha , DEU Ludwig Luca , DEU	236,62 km/h
36	Team Geyer&Weinig EDV Schütz Motorsport, Porsche 911 (Engelhart Christian , DEU Tandy Nick , GBR	236,21 km/h
2	LIQUI MOLY Team Engstler, BMW Alpina B6 GT3 Leidinger Johannes , DEU Spengler Florian , DEU	236,10 km/h
26	Team GT 3 Kasko, Porsche 911 GT3 R Bourdeaux Rene , DEU Renauer Alfred , DEU	236,10 km/h
16	FACH AUTO TECH, Porsche 911 GT3 R Klohs Otto , DEU Gugger Andrina , SUI	235,12 km/h
38	Lambda Performance, Ford GT GT3 Krohn Jesse , FIN Verdonck Nicolas , BEL	235,07 km/h
18	Callaway Competition, Corvette Z06.R GT3 Seiler Tom , CHE Kechele Frank , DEU	233,34 km/h
28	Callaway Competition, Corvette Z06.R GT3 Alessi Diego , ITA Keilwitz Daniel , DEU	232,94 km/h
25	Team GT 3 Kasko, Porsche 911 GT3 R Engelhardt Georg , DEU Seefried Marco , DEU	232,38 km/h
14	MRS GT-Racing, McLaren MP4-12C GT3 Ott Christian , DEU Müller Alex , DEU	232,33 km/h
1	ALPINA, BMW Alpina B6 GT3 Lunardi Dino , FRA Martin Maxime , BEL	231,73 km/h



ADAC GT Masters

Vmax list Rennen 1

Provisional



Motorsport Arena Oschersleben, Length: 3696 m

Air temperature: 9.7°C

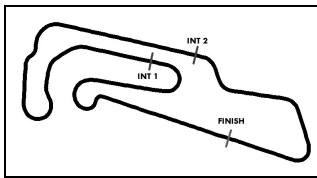
Track temperature: 17.0°C

Weather condition: Wet

DMSB - Reg. Nr.: 62/2012
Saturday 31.3.2012 12:30

**ADAC Masters
Weekend**

Nr	Team, Car, Driver, Nat	Top speed
4	kfzteile24 MS Racing Team, Mercedes Benz AMG SLS GT3 Dobitsch Daniel , AUT Stoll Florian , DEU	230,00 km/h
17	Callaway Competition, Corvette Z06.R GT3 Lips Remo , CHE Schmickler Frank , DEU	229,17 km/h
6	Farnbacher ESET Racing, Ferrari 458 Italia GT3 Farnbacher Mario , DEU Kentenich Niclas , DEU	228,88 km/h
5	kfzteile24 MS Racing Team, Mercedes Benz AMG SLS GT3 Asch Sebastian , DEU Götz Maximilian , DEU	228,10 km/h
21	Prosperia uhc speed, AUDI R8 LMS ultra Joens Christer , DEU Mies Christopher , DEU	227,57 km/h
22	Prosperia uhc speed, AUDI R8 LMS ultra Tilke Carsten , DEU Abt Christian , DEU	227,38 km/h
20	Schubert Motorsport, BMW Z4 GT3 Hürtgen Claudia , DEU Schwager Dominik , DEU	226,99 km/h
12	Team rhino's Leipert Motorsport, Lamborghini Gallardo LP Petrishin Oleg , RUS Tweraser Gerhard , AUT	226,80 km/h
8	Heico Motorsport, Mercedes Benz AMG SLS GT3 Proczyk Hari , AUT Baumann Dominik , AUT	226,75 km/h
9	HEICO Junior Team, Mercedes Benz AMG SLS GT3 Simonsen Andreas , DEU Buhk Maximilian , DEU	226,13 km/h
23	WestCoastRacing, BMW Z4 Lestrup Fredrik , SWE Matzke Martin , CZE	225,66 km/h
7	Heico Motorsport, Mercedes Benz AMG SLS GT3 Heyer Kenneth , DEU Frankenhout Christiaan , NLD	225,52 km/h
42	Seyffarth Motorsport, Mercedes Benz AMG SLS GT3 Mayer Maximilian , DEU Seyffarth Jan , DEU	225,19 km/h
10	Schöner Wohnen Polarweiss Team HEICO, Mercedes Benz Arnold Lance David , DEU Margaritis Alexandros , GRC	224,48 km/h



ADAC GT Masters

Vmax list Rennen 1

Provisional



Motorsport Arena Oschersleben, Length: 3696 m

Air temperature: 9.7°C

Track temperature: 17.0°C

Weather condition: Wet

DMSB - Reg. Nr.: 62/2012
Saturday 31.3.2012 12:30

**ADAC Masters
Weekend**

Nr	Team, Car, Driver, Nat	Top speed
44	HEICO-GRAVITY CHAROUZ TEAM, Mercedes Benz AMG SI Stovicek Jan , CZE Janis Erik , CZE	224,48 km/h
32	Young Driver AMR, Aston Martin V12 Vantage GT3 Stuck Ferdinand , DEU Stuck Johannes , DEU	224,39 km/h
33	Young Driver AMR, Aston Martin V12 Vantage GT3 Poulsen Kristian , DEN Nygaard Christoffer , DEN	224,25 km/h
40	MAMEROW Racing, AUDI R8 LMS ultra Herndlhofer Bernd , AUT Mamerow Christian , DEU	224,25 km/h
31	Schulze Motorsport, Nissan GT-R GT3 Schulze Tobias , DEU Schulze Michael , DEU	223,97 km/h
11	Team rhino's Leipert Motorsport, Lamborghini Gallardo LP Mengesdorf David , DEU Bader Raffael , CHE	223,37 km/h
41	DB Motorsport, BMW Z4 GT3 Knap Simon , NED de Boer Jeroen , NED	222,49 km/h
43	GRT Grasser Racing Team, Lamborghini Gallardo LP600+ Grasser Gottfried , AUT Dablender Mario , AUT	221,62 km/h
24	Reiter Engineering, Lamborghini Gallardo LP600+ Hayek Marc , CHE Kox Peter , NLD	221,39 km/h
3	Reiter Engineering, Lamborghini Gallardo LP600+ von Thurn und Taxis Albert , DEU Rosina Stefan , SVK	218,91 km/h
29	FROGREEN CO2 neutral, Porsche 911 GT3 R Renauer Robert , DEU Thiim Nicki , DEN	km/h
34	YACO Racing powered by Jochen Schweizer, Chevrolet Ca Sandritter Max , DEU Geipel Philip , DEU	km/h