

Formel ADAC

Result List Race 3

Provisional

Reg. Nr.: 44/2014

Sunday 10.8.2014 14:30



Slovakiaring, Length: 5922 m

Air temperature: 28.9°C

Track temperature: 42.5°C

Weather condition: Dry

started : 15

classified : 12

not classified : 3

	Competitor Drivers	Sponsor Car	Laps	Total Time	Gap	Kph	Lap	Time	Kph
1	7 Neuhauser Racing Team T.Zimmermann(DEU)	ADAC Württemberg Formel ADAC	9	23:24.651		136,6	8	2:10.209	163,7
2	14 Lotus J.Eriksson(SWE)	Formel ADAC	9	23:25.140	0.489	136,6	7	2:10.399	163,5
3	12 Lotus D.Marschall(DEU)	ADAC Nordbaden e.V. Formel ADAC	9	23:26.595	1.944	136,4	8	2:10.278	163,6
4	5 ADAC Berlin-Brandenburg e.V. P.Hamprecht(DEU)	Formel ADAC	9	23:28.194	3.543	136,3	7	2:10.471	163,4
5	2 ADAC Berlin-Brandenburg e.V. K.Schramm(DEU)	Formel ADAC	9	23:28.606	3.955	136,2	7	2:10.495	163,4
6	11 Lotus L.Breuer(DEU)	Formel ADAC	9	23:30.735	6.084	136,0	6	2:11.259	162,4
7	1 ADAC Berlin Brandenburg e.V. M.Günther(DEU)	Formel ADAC	9	23:31.782	7.131	135,9	7	2:10.690	163,1
8	18 JBR Motorsport & Engineering D.Kolkmann(DEU)	Formel ADAC	9	23:32.450	7.799	135,8	6	2:10.987	162,8
9	3 ADAC Berlin-Brandenburg e.V. M.Dienst(DEU)	ADAC Nordbaden e.V. Formel ADAC	9	23:33.017	8.366	135,8	7	2:11.359	162,3
10	10 Schiller-Motorsport N.Menzel(DEU)	Formel ADAC	9	23:33.913	9.262	135,7	6	2:11.315	162,4
11	4 ADAC Berlin-Brandenburg e.V. G.Maggi(CHE)	Formel ADAC	9	23:34.079	9.428	135,7	8	2:11.446	162,2
12	15 Lotus R.Boschung(CHE)	Formel ADAC	9	24:02.001	37.350	133,1	8	2:10.462	163,4
not classified									
19	JBR Motorsport & Engineering I.Waliko(POL)	Formel ADAC	1	2:16.160	8LAPS				
8	Neuhauser Racing Team M.Jensen(DEN)	Formel ADAC	1	2:16.351	8LAPS				
9	Schiller-Motorsport F.Schiller(DEU)	ADAC Nordrhein e.V. Formel ADAC	1	2:33.121	8LAPS				


Fastest lap of the race. Car 7 driver Zimmermann on lap 8. Time 2:10.209, average speed 163,7 km/h.

Subject to final scrutineering!

Publications Time:

Clerk of the course:

Time Keeping:



Formel ADAC

Lap chart Race 3

Provisional




Slovakiaring, Length: 5922 m

Sunday 10.8.2014 14:30

POS	1	2	3	4	5	6	7	8	9	10	11	12	13	14	15	16	17
LAP 1	2	14	12	19	8	7	15	5	10	11	18	4	3	1	.9		
LAP 2	14	12	7	2	15	5	10	11	18	3	4	1					
LAP 3	14	12	7	2	15	5	10	11	18	3	4	1					
LAP 4	14	12	7	2	15	5	10	11	18	3	4	1					
LAP 5	14	12	7	2	15	5	10	11	18	3	4	1					
LAP 6	14	12	7	2	15	5	10	11	18	3	1	4					
LAP 7	14	7	2	12	15	5	10	11	18	3	1	4					
LAP 8	14	7	12	2	15	5	11	18	1	10	3	4					
LAP 9	7	14	12	5	2	11	1	18	3	10	4	.15					

. - PIT STOP ' - LAP BEHIND



Formel ADAC

Lap Analysis Race 3



Provisional

Reg. Nr.: 44/2014

Sunday 10.8.2014 14:30


Slovakiaring, Length: 5922 m

Air temperature: 28.9°C

Track temperature: 42.6°C

Weather condition: Dry

Lap	Time	SE1	SP1	SE2	SP2	SE3	SP3	Lap	Time	SE1	SP1	SE2	SP2	SE3	SP3
1 Maximilian Günther, DEU ,								theoretical besttime: 2:10.490							
1	2:23.539	53.522		1:02.546		27.471		6	2:11.072	41.258		1:02.511		27.303	
2	2:16.876	41.546		1:02.451		32.879		7	2:10.690	41.147		1:02.528		27.015	
3	3:31.421	1:04.775		1:45.096		41.550		8	2:11.463	41.503		1:02.777		27.183	
4	3:21.579	58.344		1:41.631		41.604		9	2:11.699	41.024		1:03.347		27.328	
5	3:13.443	52.172		1:33.991		47.280									
2 Kim Luis Schramm, DEU ,								theoretical besttime: 2:10.208							
1	2:14.969	46.027		1:01.830		27.112		6	2:10.673	41.501		1:02.110		27.062	
2	2:19.417	41.627		1:03.733		34.057		7	2:10.495	41.048		1:02.397		27.050	
3	3:29.566	1:04.316		1:45.621		39.629		8	2:11.038	41.205		1:02.559		27.274	
4	3:19.437	58.923		1:43.368		37.146		9	2:13.113	42.010		1:03.900		27.203	
5	3:19.898	55.030		1:34.547		50.321									
3 Marvin Dienst, DEU ,								theoretical besttime: 2:11.083							
1	2:21.917	47.158		1:05.546		29.213		6	2:11.485	41.558		1:02.534		27.393	
2	2:17.347	41.490		1:02.579		33.278		7	2:11.359	41.557		1:02.467		27.335	
3	3:30.434	1:04.285		1:45.211		40.938		8	2:11.965	41.561		1:03.278		27.126	
4	3:19.871	58.534		1:42.387		38.950		9	2:12.535	41.650		1:03.622		27.263	
5	3:16.104	54.117		1:34.635		47.352									
4 Giorgio Maggi, CHE ,								theoretical besttime: 2:11.322							
1	2:21.679	48.215		1:05.106		28.358		6	2:11.934	41.913		1:02.663		27.358	
2	2:18.046	41.961		1:03.046		33.039		7	2:11.586	41.405		1:02.825		27.356	
3	3:30.811	1:04.809		1:44.929		41.073		8	2:11.446	41.526		1:02.655		27.265	
4	3:20.001	58.667		1:41.965		39.369		9	2:12.482	41.402		1:03.385		27.695	
5	3:16.094	53.882		1:34.428		47.784									
5 Philip Hamprecht, DEU ,								theoretical besttime: 2:10.038							
1	2:18.993	47.642		1:04.154		27.197		6	2:10.838	41.533		1:02.279		27.026	
2	2:17.432	41.566		1:02.259		33.607		7	2:10.471	40.753		1:02.547		27.171	
3	3:29.850	1:04.387		1:45.378		40.085		8	2:10.694	41.042		1:02.586		27.066	
4	3:19.672	58.449		1:43.023		38.200		9	2:12.181	41.819		1:03.149		27.213	
5	3:18.063	54.736		1:34.880		48.447									
7 Tim Zimmermann, DEU ,								theoretical besttime: 2:09.705							
1	2:16.580	46.881		1:02.556		27.143		6	2:10.376	41.176		1:02.174		27.026	
2	2:17.550	40.859		1:02.652		34.039		7	2:10.324	41.403		1:01.879		27.042	
3	3:29.161	1:04.246		1:45.512		39.403		8	2:10.209	41.052		1:02.056		27.101	
4	3:19.409	59.319		1:43.321		36.769		9	2:10.925	41.725		1:02.233		26.967	
5	3:20.117	55.251		1:34.505		50.361									
8 Mikkel Jensen, DEN ,								theoretical besttime: 40.933							
1	2:16.351	46.941		1:02.607		26.803									
9 Fabian Schiller, DEU ,								theoretical besttime:							
1	2:33.121	46.993		1:06.270		39.858									
10 Nico Menzel, DEU ,								theoretical besttime: 2:11.302							
1	2:19.141	47.483		1:03.879		27.779		6	2:11.315	41.587		1:02.438		27.290	
2	2:17.762	41.801		1:03.006		32.955		7	2:11.913	41.731		1:02.718		27.464	
3	3:29.879	1:04.407		1:45.276		40.196		8	2:12.702	42.130		1:03.295		27.277	
4	3:19.538	58.580		1:42.966		37.992		9	2:13.519	41.789		1:04.007		27.723	
5	3:18.144	54.835		1:34.766		48.543									



Formel ADAC

Lap Analysis Race 3



Provisional

Reg. Nr.: 44/2014

Sunday 10.8.2014 14:30

Slovakiaring, Length: 5922 m

Air temperature: 28.9°C

Track temperature: 42.6°C

Weather condition: Dry

Lap	Time	SE1	SP1	SE2	SP2	SE3	SP3	Lap	Time	SE1	SP1	SE2	SP2	SE3	SP3
11 Luis-Enrique Breuer, DEU ,								theoretical besttime: 2:10.978							
1	2:19.398	47.384		1:04.245		27.769		6	2:11.259	41.181		1:02.606		27.472	
2	2:18.539	41.701		1:03.099		33.739		7	2:11.610	41.290		1:03.014		27.306	
3	3:29.926	1:04.073		1:45.102		40.751		8	2:11.361	41.344		1:02.792		27.225	
4	3:20.095	58.528		1:42.887		38.680		9	2:11.596	41.691		1:02.572		27.333	
5	3:16.951	53.889		1:34.974		48.088									
12 Dennis Marschall, DEU ,								theoretical besttime: 2:09.999							
1	2:15.935	46.391		1:02.349		27.195		6	2:10.550	41.149		1:02.204		27.197	
2	2:17.512	40.848		1:02.901		33.763		7	2:11.951	41.636		1:03.026		27.289	
3	3:29.410	1:04.424		1:45.385		39.601		8	2:10.278	40.737		1:02.262		27.279	
4	3:19.330	59.327		1:43.034		36.969		9	2:11.274	41.881		1:02.065		27.328	
5	3:20.355	55.114		1:34.546		50.695									
14 Joel Eriksson, SWE ,								theoretical besttime: 2:10.070							
1	2:15.515	46.006		1:02.289		27.220		6	2:10.641	41.494		1:01.977		27.170	
2	2:17.316	41.089		1:02.288		33.939		7	2:10.399	41.324		1:01.904		27.171	
3	3:29.169	1:04.621		1:44.719		39.829		8	2:10.518	41.269		1:02.098		27.151	
4	3:19.055	59.585		1:42.715		36.755		9	2:11.779	42.066		1:02.636		27.077	
5	3:20.748	55.415		1:34.995		50.338									
15 Ralph Boschung, CHE ,								theoretical besttime: 2:10.364							
1	2:17.010	47.068		1:02.833		27.109		6	2:11.015	41.286		1:02.542		27.187	
2	2:18.227	41.169		1:02.506		34.552		7	2:10.683	40.905		1:02.652		27.126	
3	3:29.862	1:04.287		1:45.571		40.004		8	2:10.462	41.003		1:02.443		27.016	
4	3:19.462	58.660		1:43.041		37.761		9	2:46.409	41.700		1:22.154		42.555	
5	3:18.871	54.731		1:34.408		49.732									
18 David Kolkmann, DEU ,								theoretical besttime: 2:10.828							
1	2:20.706	47.254		1:05.595		27.857		6	2:10.987	41.261		1:02.594		27.132	
2	2:17.810	41.450		1:02.577		33.783		7	2:11.665	41.693		1:02.847		27.125	
3	3:30.265	1:03.970		1:45.402		40.893		8	2:11.705	41.153		1:03.371		27.181	
4	3:19.880	58.255		1:42.840		38.785		9	2:12.775	41.126		1:04.244		27.405	
5	3:16.657	53.799		1:35.105		47.753									
19 Igor Waliiko, POL ,								theoretical besttime: 41.043							
1	2:16.160	46.553		1:02.585		27.022									