

# ADAC GT Masters

## Results Race 2



Provisional

Amended

10.8.2014 - 15:50

Reg. Nr.: 44/2014

Sunday 10.8.2014 12:00

Slovakiaring, Length: 5922 m

Air temperature: 31.1°C

Track temperature: 44.8°C

Weather condition: Dry

started : 26      classified : 20      not classified : 6

	Drivers	Team	Car	Laps	Total Time	Gap	Kph	Lap	Time	Kph
1	1 A.Wirth/D.Keilwitz	Callaway Competition	Corvette Z06.R GT3	27	1:01:42.844		155,5	4	2:02.331	174,3
2	24 A.von Thurn und Taxis/T.Engel	Reiter Engineering	Chevrolet Camaro GT	27	1:01:44.966	2.122	155,4	4	2:02.894	173,5
3	19 C.Hürtgen/D.Baumann	PIXUM Team Schubert	BMW Z4 GT3	27	1:01:45.743	2.899	155,3	6	2:03.734	172,3
4	2 P.Assenheimer/D.Alessi	Callaway Competition	Corvette Z06.R GT3	27	1:01:46.632	3.788	155,3	5	2:03.918	172,0
5	3 C.Engelhart/J.van Lagen	GW IT Racing Team Schütz Motors	Porsche 911 GT3 R	27	1:01:47.265	4.421	155,3	7	2:03.872	172,1
6	23 M.Engel/J.Seyffarth	ROWE Racing	Mercedes-Benz SLS AMG GT3	27	1:01:47.806	4.962	155,2	4	2:04.071	171,8
7	21 L.Ludwig/A.Day	BKK Mobil Oil Zakspeed	Mercedes-Benz SLS AMG GT3	27	1:01:48.738	5.894	155,2	3	2:03.750	172,3
8	22 N.Bastian/J.Alguersuari	ROWE Racing	Mercedes-Benz SLS AMG GT3	27	1:01:49.142	6.298	155,2	4	2:04.009	171,9
9	27 L.Stolz/M.Lauda	H.T.P. Motorsport	Mercedes-Benz SLS AMG GT3	27	1:01:49.487	6.643	155,2	16	2:04.192	171,7
10	10 K.van der Linde/R.Rast	Prosperia C. Abt Racing	Audi R8 LMS ultra	27	1:01:50.525	7.681	155,1	9	2:03.573	172,5
11	17 R.Lips(*G*)/L.Marionek	Callaway Competition	Corvette Z06.R GT3	27	1:01:50.850	8.006	155,1	3	2:03.889	172,1
12	32 T.Pivoda/G.Tweraser	GRT Grasser Racing Team	Lamborghini Gallardo FL2	27	1:01:51.975	9.131	155,1	5	2:04.439	171,3
13	12 N.Mayr-Melnhof/M.Winkelhock	Prosperia C. Abt Racing	Audi R8 LMS ultra	27	1:01:52.562	9.718	155,0	3	2:03.819	172,2
14	14 F.Spengler/M.Asmer	MRS GT-Racing	McLaren MP4-12C GT3	27	1:01:53.540	10.696	155,0	2	2:05.394	170,0
15	7 H.Handlos(*G*)/R.Renauer	TONINO Team Herberth	Porsche 911 GT3 R	27	1:01:54.741	11.897	155,0	8	2:04.363	171,4
16	4 A.Wossos(*G*)/W.Nathan(*G*)	GW IT Racing Team Schütz Motors	Porsche 911 GT3 R	27	1:01:55.732	12.888	154,9	2	2:06.041	169,1
17	20 M.Sandritter/J.Klingmann	PIXUM Team Schubert	BMW Z4 GT3	26	59:41.545	1 LAP	154,8	10	2:03.003	173,3
18	9 F.Scholze(*G*)/D.Jöst(*G*)	TONINO Team Herberth	Porsche 911 GT3 R	26	1:01:55.457	1 LAP	149,2	3	2:04.373	171,4
19	13 D.Jahn/S.Barth	RWT Racing Team	Corvette Z06.R GT3	21	45:07.182	6LAPS	165,4	2	2:04.142	171,7
<b>not classified</b>										
5	N.Morcom/A.Riberas	Farnbacher Racing	Porsche 911 GT3 R	18	53:24.136	9LAPS	119,8	3	2:04.284	171,5
100	F.Stoll/D.Dobitsch	kfzteile24 APR Motorsport	Audi R8 LMS ultra	12	25:23.939	15LAPS	167,9	3	2:04.881	170,7
11	F.Hamprecht/N.Thiim	Prosperia C. Abt Racing	Audi R8 LMS ultra	12	25:41.804	15LAPS	165,9	7	2:04.484	171,3
18	T.Seiler(*G*)/A.Simonsen	Callaway Competition	Corvette Z06.R GT3	3	6:24.419	24LAPS	166,4	2	2:04.500	171,2
16	P.Geipel/R.Frey	YACO Racing	Audi R8 LMS ultra	1	3:20.562	26LAPS				
6	P.Frommenwiler/S.Asch	Farnbacher Racing	Porsche 911 GT3 R							
<b>excluded</b>										
26	M.Buhk/M.Götz	H.T.P. Motorsport	Mercedes-Benz SLS AMG GT3							

Fastest lap of the race. Car 1 driver Keilwitz on lap 4. Time 2:02.331, average speed 174,3 km/h.

Following stewards decision no. 29 exclusion for car no. 26


(\*G\*) marks the gentlemen driver

Subject to final scrutineering!

Publications Time:

Clerk of the course:

Time Keeping:



# ADAC GT Masters

## Lap chart Race 2

Provisional




Slovakiaring, Length: 5922 m

Sunday 10.8.2014 12:00

POS	1	2	3	4	5	6	7	8	9	10	11	12	13	14	15	16	17	18	19	20	21	22	23	24	25	26	27	28	
LAP 1	2	1	24	21	20	19	10	13	3	26	22	23	5	100	12	17	18	14	9	32	27	7	11	4	.16				
LAP 2	1	2	24	21	20	10	19	13	3	26	22	23	5	12	17	18	100	14	9	32	27	7	11	4					
LAP 3	1	24	2	21	20	10	19	13	3	26	22	23	5	12	17	18	100	9	32	27	14	7	11	4					
LAP 4	1	24	2	20	10	19	21	13	3	26	22	23	12	17	100	32	27	14	7	11	4	.5	.9						
LAP 5	1	24	2	20	10	19	21	3	13	26	22	23	12	17	100	32	27	14	7	11	4	.5'	9'						
LAP 6	1	24	2	20	10	19	21	3	13	26	22	23	12	17	100	32	27	11	7	14	4	9'	.5'						
LAP 7	1	24	2	20	10	19	21	3	13	26	22	23	12	17	32	100	27	11	7	14	4	9'	5'						
LAP 8	1	24	20	10	19	2	21	3	13	26	22	23	12	17	32	100	27	11	7	14	4	9'	5'						
LAP 9	1	24	20	10	19	2	21	3	13	26	22	23	12	17	32	100	27	11	7	14	4	9'	5'						
LAP 10	1	24	20	10	19	2	21	3	13	26	22	23	12	17	100	27	11	7	.32	14	4	9'	.5'						
LAP 11	1	24	20	19	2	.10	21	3	13	26	22	23	12	17	27	100	11	7	14	4	32	9'	5'						
LAP 12	1	24	.20	19	2	21	3	13	26	22	23	12	17	10	27	7	100	14	4	32	.11	9'	5'						
LAP 13	1	24	19	2	21	23	12	.3	.13	.26	.22	20	10	17	.27	7	14	32	4	.9'	5'								
LAP 14	.1	.24	.19	.2	.21	23	12	20	17	.10	7	.14	32	.4	3	26	13	22	27	9'	5'								
LAP 15	23	20	.12	7	.17	1	.32	24	19	2	3	26	21	13	22	10	27	14	4	9'	5'								
LAP 16	.23	.20	.7	1	24	19	2	3	26	21	13	22	12	10	17	27	14	32	4	9'	5'								
LAP 17	1	24	19	2	3	26	23	21	13	20	22	12	10	17	27	7	14	32	4	9'	5'								
LAP 18	1	24	19	2	3	26	23	21	13	20	22	12	10	17	27	.7	14	32	4	9'	.5'								
LAP 19	1	24	19	2	3	26	23	21	13	20	22	10	27	17	12	14	32	7	4	9'									
LAP 20	1	24	19	2	3	26	23	21	13	20	22	10	27	17	12	14	32	7	4	9'									
LAP 21	1	24	19	2	3	26	23	21	20	22	10	27	.13	17	12	14	32	7	4	9'									
LAP 22	1	24	19	2	3	23	21	20	22	10	27	17	12	32	14	7	4	9'											
LAP 23	1	24	19	2	3	23	21	20	22	10	27	17	12	32	14	7	4	9'											
LAP 24	1	24	19	2	3	23	21	20	22	10	27	17	12	32	14	7	4	9'											
LAP 25	1	24	19	2	3	23	21	20	22	10	27	17	12	32	14	7	4	9'											
LAP 26	1	24	19	2	3	23	21	20	22	10	27	17	12	32	14	7	4	9'											
LAP 27	1	24	19	2	3	23	21	22	27	10	17	32	12	14	7	4	.9												

. - PIT STOP ' - LAP BEHIND



# ADAC GT Masters

## Lap Analysis Race 2



Provisional

Reg. Nr.: 44/2014

Sunday 10.8.2014 12:00

Slovakiaring, Length: 5922 m

Air temperature: 27.4°C

Track temperature: 37.7°C


Weather condition: Dry

Lap	Time	SE1	SP1	SE2	SP2	SE3	SP3	Lap	Time	SE1	SP1	SE2	SP2	SE3	SP3
<b>1</b> Andreas Wirth, DEU/ Daniel Keilwitz, DEU								<b>theoretical besttime: 2:02.331</b>							
1	2:06.341	40.448		1:00.872		25.021		15	3:02.239	1:34.626		1:02.159		25.454	
2	2:03.264	37.689		1:00.574		25.001		16	2:04.433	37.787		1:01.431		25.215	
3	2:02.570	37.309		1:00.257		25.004		17	2:04.452	37.633		1:01.654		25.165	
4	<b>2:02.331</b>	<b>37.170</b>		<b>1:00.172</b>		<b>24.989</b>		18	2:03.966	37.451		1:01.321		25.194	
5	2:02.869	37.215		1:00.656		24.998		19	2:04.179	37.462		1:01.562		25.155	
6	2:02.942	37.349		1:00.565		25.028		20	2:03.986	37.529		1:01.277		25.180	
7	2:03.167	37.345		1:00.636		25.186		21	2:04.385	37.664		1:01.490		25.231	
8	2:03.341	37.441		1:00.730		25.170		22	2:04.639	37.537		1:01.309		25.793	
9	2:03.525	37.444		1:00.927		25.154		23	3:32.781	1:05.147		1:40.308		47.326	
10	2:03.361	37.470		1:00.724		25.167		24	3:22.096	1:04.118		1:38.278		39.700	
11	2:03.491	37.497		1:00.827		25.167		25	3:19.609	1:07.603		1:35.112		36.894	
12	2:03.512	37.485		1:00.856		25.171		26	2:58.149	57.035		1:27.327		33.787	
13	2:03.667	37.514		1:00.947		25.206		27	2:04.829	37.846		1:01.585		25.398	
14	2:08.720	37.463		1:01.343		29.914									

Lap	Time	SE1	SP1	SE2	SP2	SE3	SP3	Lap	Time	SE1	SP1	SE2	SP2	SE3	SP3
<b>2</b> Patrick Assenheimer, DEU/ Diego Alessi, ITA								<b>theoretical besttime: 2:03.164</b>							
1	2:06.177	40.113		1:00.883		25.181		15	3:01.743	1:34.845		1:01.703		25.195	
2	2:04.330	38.129		1:01.065		25.136		16	2:04.740	37.710		1:01.822		25.208	
3	2:04.276	38.440		<b>1:00.880</b>		<b>24.956</b>		17	2:04.680	37.604		1:01.841		25.235	
4	2:03.926	<b>37.328</b>		1:01.478		25.120		18	2:04.998	37.741		1:01.833		25.424	
5	<b>2:03.918</b>	37.456		1:01.380		25.082		19	2:04.739	37.574		1:02.021		25.144	
6	2:04.520	37.555		1:01.718		25.247		20	2:05.354	37.765		1:02.162		25.427	
7	2:05.199	37.554		1:02.275		25.370		21	2:05.939	38.266		1:02.373		25.300	
8	2:06.813	37.350		1:04.169		25.294		22	2:06.072	37.869		1:02.411		25.792	
9	2:04.498	37.725		1:01.620		25.153		23	3:14.829	46.997		1:39.280		48.552	
10	2:04.349	37.506		1:01.591		25.252		24	3:19.708	1:03.247		1:37.390		39.071	
11	2:04.105	37.442		1:01.483		25.180		25	3:19.826	1:08.228		1:34.544		37.054	
12	2:04.162	37.491		1:01.506		25.165		26	2:58.065	57.692		1:26.431		33.942	
13	2:04.505	37.560		1:01.734		25.211		27	2:06.294	38.583		1:02.339		25.372	
14	2:08.867	37.720		1:01.855		29.292									

Lap	Time	SE1	SP1	SE2	SP2	SE3	SP3	Lap	Time	SE1	SP1	SE2	SP2	SE3	SP3
<b>3</b> Christian Engelhart, DEU/ Jaap van Lagen, NLD								<b>theoretical besttime: 2:03.467</b>							
1	2:10.301	43.364		1:01.686		25.251		15	2:04.713	38.188		1:01.125		25.400	
2	2:04.082	38.119		1:00.805		<b>25.158</b>		16	2:04.553	37.938		1:01.177		25.438	
3	2:04.053	37.765		1:01.038		25.250		17	2:04.267	37.959		1:00.991		25.317	
4	2:04.424	37.809		1:01.291		25.324		18	2:04.442	37.805		1:01.206		25.431	
5	2:04.373	37.761		1:01.361		25.251		19	2:04.182	37.793		1:01.035		25.354	
6	2:04.279	37.980		1:00.913		25.386		20	2:04.260	37.775		1:01.024		25.461	
7	<b>2:03.872</b>	37.829		<b>1:00.717</b>		25.326		21	2:06.028	38.136		1:02.359		25.533	
8	2:04.937	<b>37.592</b>		1:01.810		25.535		22	2:06.683	37.927		1:02.069		26.687	
9	2:04.676	37.807		1:01.350		25.519		23	3:14.474	46.490		1:39.096		48.888	
10	2:04.673	37.804		1:01.397		25.472		24	3:19.671	1:03.114		1:37.587		38.970	
11	2:04.101	37.751		1:01.014		25.336		25	3:19.945	1:08.221		1:34.436		37.288	
12	2:04.276	37.761		1:01.168		25.347		26	2:57.414	57.486		1:26.522		33.406	
13	2:09.336	37.827		1:01.331		30.178		27	2:06.633	38.544		1:02.398		25.691	
14	3:02.617	1:35.395		1:01.738		25.484									

Lap	Time	SE1	SP1	SE2	SP2	SE3	SP3	Lap	Time	SE1	SP1	SE2	SP2	SE3	SP3
<b>4</b> Antonios Wossos, GRC/ Wolf Nathan, NLD								<b>theoretical besttime: 2:05.351</b>							
1	2:19.402	50.756		1:03.053		25.593		15	3:14.826	1:45.729		1:03.337		25.760	
2	<b>2:06.041</b>	38.977		1:01.537		<b>25.527</b>		16	2:08.370	39.242		1:03.109		26.019	
3	2:06.413	39.277		<b>1:01.287</b>		25.849		17	2:07.952	38.926		1:03.239		25.787	
4	2:06.320	38.937		1:01.699		25.684		18	2:06.801	38.876		1:02.172		25.753	
5	2:07.423	38.896		1:02.552		25.975		19	2:06.898	38.824		1:02.359		25.715	
6	2:06.534	<b>38.537</b>		1:02.118		25.879		20	2:07.313	38.925		1:02.607		25.781	
7	2:06.972	38.597		1:02.425		25.950		21	2:07.631	39.036		1:02.802		25.793	
8	2:07.209	39.005		1:02.223		25.981		22	2:10.940	40.095		1:04.023		26.822	
9	2:06.986	38.762		1:02.532		25.692		23	2:12.359	39.678		1:03.765		28.916	
10	2:08.241	39.481		1:02.801		25.959		24	3:14.449	1:00.461		1:33.911		40.077	
11	2:07.388	38.746		1:02.780		25.862		25	3:21.497	1:12.542		1:30.268		38.687	



# ADAC GT Masters

## Lap Analysis Race 2



Provisional

Reg. Nr.: 44/2014

Sunday 10.8.2014 12:00

Slovakiaring, Length: 5922 m

Air temperature: 27.4°C

Track temperature: 37.7°C

Weather condition: Dry

Lap	Time	SE1	SP1	SE2	SP2	SE3	SP3	Lap	Time	SE1	SP1	SE2	SP2	SE3	SP3
12	2:07.098	38.985		1:02.105		26.008		26	2:51.235	59.229		1:22.519		29.487	
13	2:08.266	38.906		1:03.324		26.036		27	2:08.218	39.008		1:03.153		26.057	
14	2:12.950	38.948		1:02.153		31.849									

### 5 Nathan Morcom, AUS/ Alex Riberas, ESP

theoretical besttime: 2:03.265

1	2:12.405	45.621		1:01.314		25.470		10	2:14.344	38.495		1:04.390		31.459	
2	2:04.644	38.404		1:00.991		<b>25.249</b>		11	3:07.666	1:36.537		1:05.217		25.912	
3	<b>2:04.284</b>	38.025		1:00.871		25.388		12	2:07.064	38.553		1:02.612		25.899	
4	2:20.229	37.999		1:07.629		34.601		13	2:06.535	38.585		1:02.192		25.758	
5	4:03.244	2:08.375		1:11.957		42.912		14	2:06.420	38.313		1:02.466		25.641	
6	8:38.021	7:07.036		<b>1:00.388</b>		30.597		15	2:06.476	38.388		1:02.069		26.019	
7	5:13.212	3:46.625		1:01.159		25.428		16	2:08.653	40.364		1:02.269		26.020	
8	2:04.285	37.864		1:01.024		25.397		17	3:18.446	50.378		1:39.455		48.613	
9	2:04.989	<b>37.628</b>		1:01.795		25.566		18	3:23.219	1:03.714		1:37.562		41.943	

### 7 Herbert Handlos, AUT/ Robert Renauer, DEU

theoretical besttime: 2:04.251

1	2:18.097	50.175		1:02.405		25.517		15	2:05.235	38.064		1:01.561		25.610	
2	2:05.641	38.432		1:01.694		25.515		16	2:09.579	38.148		1:01.622		29.809	
3	2:06.276	38.074		1:02.318		25.884		17	3:02.656	1:33.790		1:02.350		26.516	
4	2:05.972	38.644		1:01.828		25.500		18	2:10.545	38.620		1:02.005		29.920	
5	2:05.871	38.393		1:01.957		25.521		19	2:26.241	58.062		1:02.437		25.742	
6	2:06.674	38.380		1:02.754		25.540		20	2:06.782	38.857		1:01.982		25.943	
7	2:04.599	38.023		1:01.115		<b>25.461</b>		21	2:07.223	38.936		1:02.407		25.880	
8	<b>2:04.363</b>	37.992		<b>1:00.822</b>		25.549		22	2:11.747	38.980		1:05.457		27.310	
9	2:04.800	38.074		1:01.244		25.482		23	2:27.318	40.759		1:05.453		41.106	
10	2:05.321	<b>37.968</b>		1:01.748		25.605		24	3:17.259	1:03.125		1:34.000		40.134	
11	2:05.620	38.316		1:01.769		25.535		25	3:21.406	1:12.532		1:30.274		38.600	
12	2:05.515	38.151		1:01.799		25.565		26	2:51.744	59.439		1:22.495		29.810	
13	2:05.083	38.148		1:01.407		25.528		27	2:08.165	39.358		1:02.807		26.000	
14	2:05.009	37.969		1:01.518		25.522									

### 9 Florian Scholze, DEU/ Dominic Jöst, DEU


theoretical besttime: 2:04.373

1	2:16.932	49.382		1:01.923		25.627		15	2:06.100	38.380		1:02.069		25.651	
2	2:05.498	38.455		1:01.661		25.382		16	2:06.467	38.571		1:02.226		25.670	
3	<b>2:04.373</b>	<b>38.131</b>		<b>1:00.950</b>		<b>25.292</b>		17	2:06.838	38.479		1:02.635		25.724	
4	2:43.196	1:07.470		1:04.450		31.276		18	2:06.100	38.568		1:01.903		25.629	
5	3:55.492	2:26.096		1:03.676		25.720		19	2:05.904	38.408		1:01.854		25.642	
6	2:05.468	38.498		1:01.379		25.591		20	2:06.240	38.469		1:02.051		25.720	
7	2:05.868	38.525		1:01.670		25.673		21	2:07.907	38.717		1:03.088		26.102	
8	2:05.899	38.648		1:01.674		25.577		22	2:26.301	39.516		1:05.511		41.274	
9	2:06.076	38.277		1:02.207		25.592		23	3:17.154	1:02.958		1:33.927		40.269	
10	2:05.841	38.659		1:01.611		25.571		24	3:21.423	1:12.396		1:30.164		38.863	
11	2:05.566	38.233		1:01.678		25.655		25	2:51.530	59.349		1:22.233		29.948	
12	2:06.080	38.322		1:01.893		25.865		26	2:08.399	39.107		1:03.158		26.134	
13	2:12.150	38.470		1:02.019		31.661									
14	3:06.655	1:38.167		1:02.703		25.785									

### 10 Kelvin van der Linde, ZAF/ Rene Rast, DEU

theoretical besttime: 2:03.396

1	2:09.127	42.312		1:01.515		25.300		15	3:01.782	1:34.282		1:01.772		25.728	
2	2:03.619	37.868		1:00.547		<b>25.204</b>		16	2:04.539	37.859		1:01.124		25.556	
3	2:04.468	37.829		1:01.163		25.476		17	2:04.987	38.096		1:01.248		25.643	
4	2:03.961	37.710		1:00.820		25.431		18	2:05.565	38.431		1:01.554		25.580	
5	2:03.648	37.720		1:00.538		25.390		19	2:04.654	38.105		1:00.972		25.577	
6	2:03.708	37.827		<b>1:00.536</b>		25.345		20	2:04.406	37.727		1:01.108		25.571	
7	2:04.641	37.773		1:01.338		25.530		21	2:04.899	38.080		1:00.932		25.887	
8	2:04.306	37.892		1:01.016		25.398		22	2:06.981	37.836		1:02.452		26.693	
9	<b>2:03.573</b>	<b>37.656</b>		1:00.554		25.363		23	3:01.672	41.481		1:31.191		49.000	
10	2:03.904	37.740		1:00.797		25.367		24	3:20.402	1:03.847		1:36.610		39.945	
11	2:08.059	37.800		1:00.726		29.533		25	3:19.619	1:10.093		1:32.178		37.348	
12	2:20.882	54.343		1:00.994		25.545		26	2:55.364	58.067		1:25.709		31.588	



# ADAC GT Masters

## Lap Analysis Race 2



Provisional

Reg. Nr.: 44/2014

Sunday 10.8.2014 12:00

Slovakiaring, Length: 5922 m

Air temperature: 27.4°C

Track temperature: 37.7°C

Weather condition: Dry

Lap	Time	SE1	SP1	SE2	SP2	SE3	SP3	Lap	Time	SE1	SP1	SE2	SP2	SE3	SP3
13	2:04.657	37.811		1:01.176		25.670		27	2:07.679	38.244		1:03.460		25.975	
14	2:09.423	38.070		1:01.297		30.056									

### 11 Fabian Hamprecht, DEU/ Nicki Thiim, DNK

theoretical besttime: 2:04.240

1	2:18.660	49.065		1:03.955		25.640		7	<b>2:04.484</b>	38.071		<b>1:00.732</b>		25.681	
2	2:05.478	38.463		1:01.390		25.625		8	2:04.542	<b>38.020</b>		1:00.871		25.651	
3	2:06.210	38.163		1:02.019		26.028		9	2:04.910	38.087		1:01.142		25.681	
4	2:06.300	38.770		1:01.833		25.697		10	2:04.831	38.083		1:01.078		25.670	
5	2:05.706	38.241		1:01.773		25.692		11	2:06.089	38.290		1:02.167		25.632	
6	2:04.784	38.022		1:01.274		<b>25.488</b>		12	2:29.810	38.178		1:06.707		44.925	

### 12 Nikolaus Mayr-Melnhof, AUT/ Markus Winkelhock, DEU

theoretical besttime: 2:03.746

1	2:13.967	47.149		1:01.206		25.612		15	2:09.149	38.358		1:00.918		29.873	
2	2:04.235	38.379		<b>1:00.418</b>		<b>25.438</b>		16	3:10.360	1:38.697		1:05.322		26.341	
3	<b>2:03.819</b>	<b>37.890</b>		1:00.475		25.454		17	2:05.859	38.813		1:01.299		25.747	
4	2:04.467	37.917		1:00.979		25.571		18	2:05.490	38.570		1:01.222		25.698	
5	2:03.863	37.967		1:00.456		25.440		19	2:30.122	1:02.378		1:01.916		25.828	
6	2:04.412	37.996		1:00.769		25.647		20	2:05.754	38.711		1:01.273		25.770	
7	2:04.526	37.933		1:01.095		25.498		21	2:06.134	38.716		1:01.632		25.786	
8	2:05.061	37.955		1:01.184		25.922		22	2:08.566	38.643		1:03.447		26.476	
9	2:04.543	37.926		1:01.146		25.471		23	2:36.155	39.251		1:06.898		50.006	
10	2:04.620	37.906		1:01.113		25.601		24	3:19.101	1:04.023		1:35.484		39.594	
11	2:04.527	37.949		1:01.023		25.555		25	3:20.429	1:12.423		1:30.609		37.397	
12	2:04.727	37.963		1:01.120		25.644		26	2:54.487	57.931		1:25.646		30.910	
13	2:04.480	37.905		1:01.040		25.535		27	2:07.510	38.855		1:02.224		26.431	
14	2:06.199	38.132		1:02.403		25.664									

### 13 David Jahn, DEU/ Sven Barth, DEU


theoretical besttime: 2:03.819

1	2:09.731	42.532		1:01.957		25.242		12	2:04.638	37.798		1:01.513		25.327	
2	<b>2:04.142</b>	37.833		1:01.159		<b>25.150</b>		13	2:08.729	37.737		1:01.458		29.534	
3	2:04.215	37.761		<b>1:01.137</b>		25.317		14	3:03.057	1:35.982		1:01.681		25.394	
4	2:04.516	37.732		1:01.451		25.333		15	2:06.733	38.253		1:02.794		25.686	
5	2:05.277	37.857		1:02.187		25.233		16	2:05.659	38.124		1:02.134		25.401	
6	2:04.375	37.841		1:01.281		25.253		17	2:04.995	37.859		1:01.593		25.543	
7	2:04.254	37.587		1:01.397		25.270		18	2:04.725	37.613		1:01.675		25.437	
8	2:04.515	37.675		1:01.412		25.428		19	2:05.143	37.724		1:01.998		25.421	
9	2:04.790	37.864		1:01.605		25.321		20	2:04.830	<b>37.532</b>		1:01.805		25.493	
10	2:04.762	37.872		1:01.564		25.326		21	2:23.732	37.923		1:07.060		38.749	
11	2:04.364	37.789		1:01.328		25.247									

### 14 Florian Spengler, DEU/ Marko Asmer, EST

theoretical besttime: 2:05.074

1	2:16.694	48.862		1:02.159		25.673		15	3:06.106	1:38.132		1:02.402		25.572	
2	<b>2:05.394</b>	38.459		<b>1:01.466</b>		25.469		16	2:06.342	38.288		1:02.450		25.604	
3	2:07.623	38.505		1:03.363		25.755		17	2:06.815	38.418		1:02.715		25.682	
4	2:05.988	38.597		1:01.839		25.552		18	2:07.068	38.548		1:02.773		25.747	
5	2:05.814	38.219		1:02.041		25.554		19	2:06.532	38.607		1:02.333		25.592	
6	2:07.560	38.330		1:03.000		26.230		20	2:06.583	38.406		1:02.513		25.664	
7	2:05.770	38.521		1:01.754		25.495		21	2:07.160	38.466		1:02.845		25.849	
8	2:05.957	38.330		1:02.099		25.528		22	2:10.035	38.551		1:05.285		26.199	
9	2:05.812	38.224		1:01.989		25.599		23	2:31.509	39.206		1:03.567		48.736	
10	2:06.051	38.409		1:02.143		25.499		24	3:18.768	1:03.589		1:34.782		40.397	
11	2:06.218	38.550		1:02.214		<b>25.454</b>		25	3:21.264	1:12.266		1:30.210		38.788	
12	2:06.708	<b>38.154</b>		1:02.745		25.809		26	2:52.669	58.900		1:23.248		30.521	
13	2:06.564	38.464		1:02.455		25.645		27	2:07.253	38.895		1:02.567		25.791	
14	2:13.283	38.724		1:02.869		31.690									



# ADAC GT Masters

## Lap Analysis Race 2



Provisional

Reg. Nr.: 44/2014

Sunday 10.8.2014 12:00

Slovakiaring, Length: 5922 m

Air temperature: 27.4°C

Track temperature: 37.7°C

Weather condition: Dry

Lap	Time	SE1	SP1	SE2	SP2	SE3	SP3	Lap	Time	SE1	SP1	SE2	SP2	SE3	SP3
<b>16</b>	Philip Geipel, DEU/ Rahel Frey, CHE							<b>theoretical besttime:</b>							
1	3:20.562	58.470		1:35.244		46.848									


<b>17</b> Remo Lips, CHE/ Lennart Marioneck, DEU								<b>theoretical besttime: 2:03.715</b>							
1	2:14.380	47.832		1:01.517		25.031		15	2:09.333	37.835		1:02.123		29.375	
2	2:04.670	38.397		1:01.158		<b>25.115</b>		16	3:03.652	1:35.310		1:02.797		25.545	
3	<b>2:03.889</b>	37.675		<b>1:01.069</b>		25.145		17	2:05.990	38.330		1:02.272		25.388	
4	2:04.543	37.651		1:01.706		25.186		18	2:05.887	38.098		1:02.416		25.373	
5	2:04.190	<b>37.531</b>		1:01.356		25.303		19	2:06.834	38.104		1:03.265		25.465	
6	2:04.712	37.764		1:01.570		25.378		20	2:05.928	38.188		1:02.266		25.474	
7	2:04.352	37.656		1:01.479		25.217		21	2:06.098	38.232		1:02.411		25.455	
8	2:04.581	37.666		1:01.653		25.262		22	2:06.414	38.135		1:02.439		25.840	
9	2:04.814	37.704		1:01.737		25.373		23	2:54.437	43.158		1:22.253		49.026	
10	2:04.944	37.732		1:01.851		25.361		24	3:19.750	1:04.015		1:36.292		39.443	
11	2:13.629	37.693		1:10.668		25.268		25	3:20.008	1:11.191		1:31.328		37.489	
12	2:04.653	37.575		1:01.770		25.308		26	2:55.347	58.356		1:25.293		31.698	
13	2:05.702	37.605		1:02.308		25.789		27	2:06.330	38.328		1:02.491		25.511	
14	2:05.783	37.927		1:02.428		25.428									

<b>18</b> Toni Seiler, CHE/ Andreas Simonsen, SWE								<b>theoretical besttime: 2:04.060</b>							
1	2:14.821	48.318		1:01.466		25.037		3	2:05.098	<b>37.937</b>		1:01.215		25.946	
2	<b>2:04.500</b>	38.377		<b>1:01.050</b>		<b>25.073</b>									

<b>19</b> Claudia Hürtgen, DEU/ Dominik Baumann, AUT								<b>theoretical besttime: 2:03.424</b>							
1	2:08.876	42.040		1:01.540		25.296		15	3:02.515	1:35.206		1:01.849		25.460	
2	2:04.206	37.711		1:01.384		<b>25.111</b>		16	2:04.918	37.971		1:01.498		25.449	
3	2:04.488	37.811		1:00.981		25.696		17	2:04.903	37.825		1:01.558		25.520	
4	2:04.007	<b>37.529</b>		1:01.215		25.263		18	2:04.925	37.922		1:01.640		25.363	
5	2:03.788	37.609		1:00.982		25.197		19	2:04.815	37.800		1:01.572		25.443	
6	<b>2:03.734</b>	37.698		<b>1:00.784</b>		25.252		20	2:04.677	37.811		1:01.518		25.348	
7	2:04.450	37.594		1:01.312		25.544		21	2:04.950	37.897		1:01.570		25.483	
8	2:04.828	37.788		1:01.782		25.258		22	2:05.896	37.962		1:01.924		26.010	
9	2:04.197	37.544		1:01.354		25.299		23	3:16.900	49.107		1:39.468		48.325	
10	2:04.031	37.663		1:01.052		25.316		24	3:20.058	1:03.414		1:37.479		39.165	
11	2:04.070	37.750		1:01.082		25.238		25	3:19.798	1:08.035		1:34.620		37.143	
12	2:04.110	37.613		1:01.194		25.303		26	2:57.820	57.328		1:26.766		33.726	
13	2:04.300	37.668		1:01.370		25.262		27	2:06.193	38.334		1:02.216		25.643	
14	2:08.290	37.830		1:01.291		29.169									

<b>20</b> Max Sandritter, DEU/ Jens Klingmann, DEU								<b>theoretical besttime: 2:03.003</b>							
1	2:08.205	41.990		1:01.062		25.153		15	2:03.491	37.550		1:00.716		25.225	
2	2:04.039	37.974		1:00.847		25.218		16	2:07.674	37.560		1:00.837		29.277	
3	2:04.233	37.705		1:01.390		<b>25.138</b>		17	3:00.678	1:33.805		1:01.410		25.463	
4	2:03.933	37.481		1:01.307		25.145		18	2:04.812	37.867		1:01.532		25.413	
5	2:03.468	37.464		1:00.746		25.258		19	2:05.308	37.743		1:02.147		25.418	
6	2:03.585	37.595		1:00.749		25.241		20	2:04.567	37.574		1:01.694		25.299	
7	2:05.119	37.491		1:02.301		25.327		21	2:04.958	38.056		1:01.469		25.433	
8	2:03.685	37.666		1:00.761		25.258		22	2:06.626	37.888		1:02.528		26.210	
9	2:03.382	37.575		1:00.619		25.188		23	3:10.578	44.542		1:37.390		48.646	
10	<b>2:03.003</b>	<b>37.448</b>		<b>1:00.417</b>		<b>25.138</b>		24	3:20.135	1:03.348		1:37.250		39.537	
11	2:03.228	37.464		1:00.558		25.206		25	3:20.179	1:09.454		1:33.307		37.418	
12	2:07.548	37.532		1:00.944		29.072		26	2:55.369	58.033		1:26.095		31.241	
13	2:19.936	54.180		1:00.505		25.251									
14	2:03.806	37.576		1:00.879		25.351									





# ADAC GT Masters

## Lap Analysis Race 2



Provisional

Reg. Nr.: 44/2014

Sunday 10.8.2014 12:00

Slovakiaring, Length: 5922 m

Air temperature: 27.4°C

Track temperature: 37.7°C


Weather condition: Dry

Lap	Time	SE1	SP1	SE2	SP2	SE3	SP3	Lap	Time	SE1	SP1	SE2	SP2	SE3	SP3
<b>21 Luca Ludwig, DEU/ Alon Day, ISR</b>								<b>theoretical besttime: 2:03.531</b>							
1	2:07.827	41.740		1:01.002		25.085		15	3:06.823	1:38.348		1:02.819		25.656	
2	2:04.157	38.241		<b>1:00.755</b>		<b>25.161</b>		16	2:05.240	38.072		1:01.691		25.477	
3	<b>2:03.750</b>	37.730		1:00.812		25.208		17	2:04.832	37.674		1:01.746		25.412	
4	2:06.552	38.092		1:03.053		25.407		18	2:04.762	37.723		1:01.574		25.465	
5	2:04.062	37.751		1:01.077		25.234		19	2:05.091	37.635		1:01.949		25.507	
6	2:04.199	<b>37.615</b>		1:01.272		25.312		20	2:05.149	37.711		1:01.950		25.488	
7	2:04.074	37.689		1:01.144		25.241		21	2:05.311	37.844		1:01.930		25.537	
8	2:05.077	37.728		1:01.887		25.462		22	2:06.184	37.924		1:02.562		25.698	
9	2:04.735	37.812		1:01.527		25.396		23	3:10.515	44.563		1:37.226		48.726	
10	2:04.621	37.752		1:01.511		25.358		24	3:19.905	1:03.380		1:37.561		38.964	
11	2:04.172	37.673		1:01.176		25.323		25	3:20.202	1:09.234		1:34.007		36.961	
12	2:04.327	37.645		1:01.344		25.338		26	2:56.335	58.481		1:26.329		31.525	
13	2:04.320	37.658		1:01.399		25.263		27	2:07.434	38.786		1:02.977		25.671	
14	2:09.082	37.854		1:01.511		29.717									

<b>22 Nico Bastian, DEU/ Jaime Alguersuari, ESP</b>								<b>theoretical besttime: 2:03.840</b>							
1	2:11.969	43.946		1:02.468		25.555		15	2:04.654	38.055		1:01.298		<b>25.301</b>	
2	2:04.302	37.909		1:01.061		25.332		16	2:04.995	38.393		1:01.297		25.305	
3	2:04.245	37.797		1:01.133		25.315		17	2:04.166	<b>37.528</b>		1:01.287		25.351	
4	<b>2:04.009</b>	37.663		<b>1:01.011</b>		25.335		18	2:04.403	37.652		1:01.393		25.358	
5	2:04.544	37.746		1:01.469		25.329		19	2:04.579	37.667		1:01.496		25.416	
6	2:04.643	37.726		1:01.309		25.608		20	2:04.534	37.645		1:01.456		25.433	
7	2:04.530	37.835		1:01.352		25.343		21	2:04.963	37.737		1:01.861		25.365	
8	2:04.586	37.748		1:01.443		25.395		22	2:06.091	37.849		1:01.972		26.270	
9	2:04.578	37.684		1:01.447		25.447		23	3:10.276	44.572		1:37.357		48.347	
10	2:04.646	37.722		1:01.533		25.391		24	3:20.877	1:04.126		1:36.826		39.925	
11	2:04.435	37.625		1:01.458		25.352		25	3:19.907	1:09.854		1:32.526		37.527	
12	2:04.573	37.748		1:01.376		25.449		26	2:55.267	57.989		1:25.777		31.501	
13	2:09.097	37.757		1:01.722		29.618		27	2:06.959	38.252		1:03.006		25.701	
14	3:07.314	1:39.358		1:02.580		25.376									

<b>23 Maro Engel, DEU/ Jan Seyffarth, DEU</b>								<b>theoretical besttime: 2:03.727</b>							
1	2:12.180	44.594		1:02.071		25.515		15	2:04.324	37.689		1:01.120		25.515	
2	2:04.563	38.143		1:00.978		25.442		16	2:08.153	37.710		1:01.055		29.388	
3	2:04.157	37.888		1:01.034		<b>25.235</b>		17	3:02.241	1:34.803		1:01.923		25.515	
4	<b>2:04.071</b>	37.862		<b>1:00.839</b>		25.370		18	2:04.855	37.864		1:01.500		25.491	
5	2:04.511	37.758		1:01.464		25.289		19	2:04.519	37.662		1:01.438		25.419	
6	2:04.706	37.738		1:01.476		25.492		20	2:04.610	<b>37.653</b>		1:01.438		25.519	
7	2:04.716	37.781		1:01.436		25.499		21	2:04.821	37.768		1:01.558		25.495	
8	2:04.411	37.812		1:01.129		25.470		22	2:05.604	37.853		1:01.664		26.087	
9	2:04.540	37.793		1:01.310		25.437		23	3:14.178	46.428		1:38.945		48.805	
10	2:04.601	37.902		1:01.407		25.292		24	3:19.746	1:03.389		1:37.363		38.994	
11	2:04.615	37.721		1:01.497		25.397		25	3:20.062	1:08.396		1:34.610		37.056	
12	2:04.410	37.718		1:01.367		25.325		26	2:57.036	58.101		1:26.803		32.132	
13	2:04.898	37.881		1:01.483		25.534		27	2:06.696	38.427		1:02.631		25.638	
14	2:04.582	37.805		1:01.383		25.394									

<b>24 Albert von Thurn und Taxis, DEU/ Tomas Enge, CZE</b>								<b>theoretical besttime: 2:02.696</b>							
1	2:06.935	40.845		1:01.232		24.858		15	3:02.600	1:34.978		1:02.211		25.411	
2	2:03.828	37.584		1:01.231		25.013		16	2:05.518	37.918		1:02.353		25.247	
3	2:03.160	37.688		<b>1:00.523</b>		<b>24.949</b>		17	2:05.180	37.527		1:02.413		25.240	
4	<b>2:02.894</b>	<b>37.224</b>		1:00.654		25.016		18	2:05.116	37.829		1:02.007		25.280	
5	2:03.641	37.477		1:01.123		25.041		19	2:04.979	37.654		1:02.139		25.186	
6	2:04.672	38.559		1:01.161		24.952		20	2:05.698	37.864		1:02.497		25.337	
7	2:03.616	37.436		1:01.107		25.073		21	2:05.202	37.849		1:02.121		25.232	
8	2:03.727	37.370		1:01.250		25.107		22	2:05.798	37.815		1:02.330		25.653	
9	2:03.808	37.418		1:01.351		25.039		23	3:18.224	50.632		1:39.924		47.668	
10	2:03.943	37.513		1:01.353		25.077		24	3:21.855	1:03.965		1:38.201		39.689	
11	2:03.726	37.274		1:01.426		25.026		25	3:19.605	1:07.652		1:34.815		37.138	



# ADAC GT Masters

## Lap Analysis Race 2



Provisional

Reg. Nr.: 44/2014

Sunday 10.8.2014 12:00

Slovakiaring, Length: 5922 m

Air temperature: 27.4°C

Track temperature: 37.7°C

Weather condition: Dry

Lap	Time	SE1	SP1	SE2	SP2	SE3	SP3	Lap	Time	SE1	SP1	SE2	SP2	SE3	SP3
12	2:03.872	37.359		1:01.465		25.048		26	2:58.377	57.351		1:26.773		34.253	
13	2:04.139	37.558		1:01.483		25.098		27	2:05.809	38.035		1:02.511		25.263	
14	2:09.044	37.508		1:01.698		29.838									

### 26 Maximilian Buhk, DEU/ Maximilian Götz, DEU

theoretical besttime: 2:03.627

1	2:11.241	43.106		1:02.932		25.203		12	2:04.652	37.804		1:01.636		25.212	
2	2:04.407	38.122		1:01.128		25.157		13	2:09.139	37.994		1:01.331		29.814	
3	2:04.068	38.029		<b>1:00.916</b>		<b>25.123</b>		14	3:01.420	1:34.124		1:02.011		25.285	
4	<b>2:03.992</b>	37.701		1:01.152		25.139		15	2:04.650	38.078		1:01.356		25.216	
5	2:04.676	37.735		1:01.693		25.248		16	2:04.552	37.728		1:01.593		25.231	
6	2:04.381	37.815		1:01.316		25.250		17	2:04.794	37.945		1:01.573		25.276	
7	2:04.370	37.859		1:01.258		25.253		18	2:04.504	37.786		1:01.404		25.314	
8	2:04.554	37.738		1:01.525		25.291		19	2:04.222	<b>37.588</b>		1:01.408		25.226	
9	2:04.734	37.733		1:01.762		25.239		20	2:04.391	37.604		1:01.548		25.239	
10	2:04.643	37.643		1:01.743		25.257		21	2:05.236	37.813		1:01.833		25.590	
11	2:04.430	37.798		1:01.388		25.244									

### 27 Luca Stolz, DEU/ Mathias Lauda, AUT

theoretical besttime: 2:03.834

1	2:17.574	49.948		1:02.106		25.520		15	2:04.402	37.847		1:01.252		25.303	
2	2:05.670	38.541		1:01.801		25.328		<b>16</b>	<b>2:04.192</b>	37.592		1:01.235		25.365	
3	2:05.755	38.041		1:02.314		25.400		17	2:05.098	37.648		1:01.913		25.537	
4	2:04.520	37.884		<b>1:01.147</b>		25.489		18	2:04.561	37.582		1:01.602		25.377	
5	2:04.323	37.766		1:01.236		25.321		19	2:05.842	37.847		1:02.608		25.387	
6	2:08.245	41.286		1:01.755		25.204		20	2:04.542	37.639		1:01.472		25.431	
7	2:04.732	37.848		1:01.581		25.303		21	2:04.424	37.594		1:01.360		25.470	
8	2:04.424	37.953		1:01.157		25.314		22	2:09.521	<b>37.496</b>		1:04.178		27.847	
9	2:05.191	38.321		1:01.457		25.413		23	2:53.519	42.807		1:21.899		48.813	
10	2:04.833	37.941		1:01.552		25.340		24	3:20.404	1:04.383		1:36.232		39.789	
11	2:05.437	38.531		1:01.527		25.379		25	3:20.006	1:11.014		1:31.373		37.619	
12	2:04.219	37.850		1:01.178		<b>25.191</b>		26	2:54.809	57.753		1:25.629		31.427	
13	2:08.763	37.772		1:01.554		29.437		27	2:06.158	38.082		1:02.541		25.535	
14	3:08.323	1:41.574		1:01.309		25.440									

### 32 Tomas Pivoda, CZE/ Gerhard Tweraser, AUT

theoretical besttime: 2:04.292


1	2:17.258	48.904		1:02.840		25.514		15	2:12.412	37.801		1:03.753		30.858	
2	2:05.699	38.340		1:01.995		25.364		16	3:03.087	1:34.437		1:03.035		25.615	
3	2:05.485	37.830		1:02.295		25.360		17	2:06.798	38.485		1:02.660		25.653	
4	2:04.465	37.770		1:01.450		<b>25.245</b>		18	2:05.813	38.224		1:02.088		25.501	
5	<b>2:04.439</b>	37.727		<b>1:01.364</b>		25.348		19	2:05.777	38.214		1:02.102		25.461	
6	2:05.197	38.102		1:01.657		25.438		20	2:05.706	37.941		1:02.199		25.566	
7	2:05.481	37.945		1:01.501		26.035		21	2:05.696	38.119		1:01.959		25.618	
8	2:04.734	37.750		1:01.646		25.338		22	2:08.453	37.963		1:04.216		26.274	
9	2:04.918	37.905		1:01.565		25.448		23	2:30.736	38.662		1:03.132		48.942	
10	2:10.379	37.897		1:02.046		30.436		24	3:19.268	1:04.570		1:34.809		39.889	
11	2:24.634	57.443		1:01.934		25.257		25	3:20.678	1:12.503		1:30.277		37.898	
12	2:04.503	<b>37.683</b>		1:01.494		25.326		26	2:53.965	57.783		1:25.442		30.740	
13	2:05.468	38.049		1:02.021		25.398		27	2:06.155	38.283		1:02.349		25.523	
14	2:04.771	37.746		1:01.608		25.417									

### 100 Florian Stoll, DEU/ Daniel Dobitsch, AUT

theoretical besttime: 2:04.722

1	2:13.891	46.785		1:01.335		25.771		8	2:05.206	38.359		1:01.208		25.639	
2	2:07.001	39.823		1:01.580		<b>25.598</b>		9	2:05.781	38.877		1:01.231		25.673	
3	<b>2:04.881</b>	38.247		<b>1:01.018</b>		25.616		10	2:05.505	38.256		1:01.621		25.628	
4	2:05.249	38.291		1:01.285		25.673		11	2:06.615	39.203		1:01.752		25.660	
5	2:05.601	38.116		1:01.662		25.823		12	2:12.358	<b>38.106</b>		1:08.523		25.729	
6	2:05.495	38.565		1:01.224		25.706									
7	2:06.356	39.082		1:01.312		25.962									





# ADAC GT Masters

## Pit stops Race 2



Provisional

Reg. Nr.: 44/2014

Sunday 10.8.2014 12:00

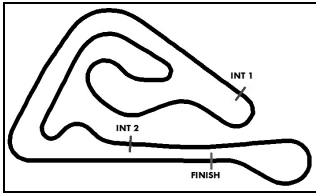
Slovakiaring, Length: 5922 m

Air temperature: 27.1°C

Track temperature: 37.7°C

Weather condition: Dry

Nr	Driver in	Day time in	Time in	Driver out	Day time out	Time out	Nett Time
16	Rahel Frey	12:04:47	3:15.699				
5	Alex Riberas	12:10:08	8:36.289	Alex Riberas	12:11:41	10:09.608	1:33.319
9	Dominic Jöst	12:10:38	9:06.100	Dominic Jöst	12:12:29	10:57.814	1:51.714
5	Alex Riberas	12:14:10	12:38.810	Alex Riberas	12:20:45	19:12.954	6:34.144
32	Gerhard Tweraser	12:22:35	21:03.533	Gerhard Tweraser	12:23:00	21:28.078	24.545
5	Alex Riberas	12:22:51	21:18.910	Alex Riberas	12:26:03	24:31.488	3:12.578
10	Rene Rast	12:24:21	22:49.073	Rene Rast	12:24:42	23:10.543	21.470
20	Jens Klingmann	12:26:21	24:49.597	Jens Klingmann	12:26:42	25:10.832	21.235
11	Nicki Thiim	12:27:09	25:36.893				
3	Jaap van Lagen	12:28:35	27:03.257	Christian Engelhart	12:29:37	28:05.337	1:02.080
13	Sven Barth	12:28:36	27:04.508	Sven Barth	12:29:38	28:06.768	1:02.260
26	Maximilian Götz	12:28:37	27:05.419	Maximilian Buhk	12:29:38	28:05.982	1:00.563
22	Jaime Alguersuari	12:28:38	27:06.367	Jaime Alguersuari	12:29:44	28:11.949	1:05.582
27	Mathias Lauda	12:28:51	27:19.764	Mathias Lauda	12:29:59	28:27.617	1:07.853
1	Daniel Keilwitz	12:30:21	28:49.130	Daniel Keilwitz	12:31:22	29:50.323	1:01.193
24	Tomas Enge	12:30:28	28:56.750	Albert von Thurn und Taxis	12:31:30	29:58.562	1:01.812
19	Dominik Baumann	12:30:35	29:03.501	Dominik Baumann	12:31:37	30:05.556	1:02.055
2	Diego Alessi	12:30:37	29:05.741	Diego Alessi	12:31:38	30:06.776	1:01.035
21	Alon Day	12:30:39	29:07.134	Luca Ludwig	12:31:43	30:11.433	1:04.299
10	Rene Rast	12:30:55	29:23.836	Kelvin van der Linde	12:31:57	30:25.049	1:01.213
14	Marko Asmer	12:31:12	29:40.813	Marko Asmer	12:32:16	30:44.809	1:03.996
4	Wolf Nathan	12:31:25	29:52.896	Wolf Nathan	12:32:34	31:02.780	1:09.884
9	Dominic Jöst	12:31:26	29:54.016	Florian Scholze	12:32:30	30:58.150	1:04.134
12	Markus Winkelhock	12:32:50	31:18.568	Markus Winkelhock	12:33:53	32:21.558	1:02.990
17	Lennart Marioneck	12:33:02	31:30.164	Lennart Marioneck	12:34:03	32:31.565	1:01.401
32	Gerhard Tweraser	12:33:27	31:55.368	Gerhard Tweraser	12:34:27	32:55.802	1:00.434
5	Alex Riberas	12:34:27	32:55.773	Alex Riberas	12:35:29	33:57.490	1:01.717
23	Jan Seyffarth	12:34:51	33:19.552	Jan Seyffarth	12:35:52	34:20.533	1:00.981
20	Jens Klingmann	12:34:56	33:24.507	Max Sandritter	12:35:56	34:24.813	1:00.306
7	Robert Renauer	12:35:11	33:39.678	Herbert Handlos	12:36:10	34:38.767	59.089
7	Herbert Handlos	12:40:25	38:52.896	Herbert Handlos	12:40:49	39:17.008	24.112
13	David Jahn	12:46:35	45:03.121				
5	Nathan Morcom	12:54:52	53:20.183				
1	Andreas Wirth	13:06:44	1:05:12.114				
22	Nico Bastian	13:06:45	1:05:13.481				
2	Patrick Assenheimer	13:06:46	1:05:14.589				
23	Maro Engel	13:06:48	1:05:15.900				
24	Albert von Thurn und Taxis	13:06:50	1:05:18.026				
3	Christian Engelhart	13:06:51	1:05:19.768				
19	Claudia Hürtgen	13:06:54	1:05:22.165				
27	Luca Stolz	13:06:55	1:05:23.452				
10	Kelvin van der Linde	13:06:57	1:05:24.965				
21	Luca Ludwig	13:06:59	1:05:27.259				
17	Remo Lips	13:07:02	1:05:29.853				



# ADAC GT Masters

## Pit stops Race 2

Provisional

Reg. Nr.: 44/2014

Sunday 10.8.2014 12:00



Slovakiaring, Length: 5922 m

Air temperature: 27.1°C

Track temperature: 37.7°C

Weather condition: Dry

Nr	Driver in	Day time in	Time in	Driver out	Day time out	Time out	Nett Time
32	Tomas Pivoda	13:07:05	1:05:33.038				
12	Nikolaus Mayr-Melnhof	13:07:07	1:05:35.100				
14	Florian Spengler	13:07:09	1:05:37.091				
7	Herbert Handlos	13:07:11	1:05:39.359				
9	Florian Scholze	13:07:13	1:05:40.932				
4	Antonios Wossos	13:07:14	1:05:42.506				