

Formel ADAC

Result List Race 2

Provisional

Reg. Nr.: 44/2014

Sunday 10.8.2014 10:40



Slovakiaring, Length: 5922 m

Air temperature: 25.9°C

Track temperature: 37.7°C

Weather condition: Dry

started : 15

classified : 14

not classified : 1

	Competitor Drivers	Sponsor Car	Laps	Total Time	Gap	Kph	Lap	Time	Kph
1	9 Schiller-Motorsport F.Schiller(DEU)	ADAC Nordrhein e.V. Formel ADAC	12	25:58.111		164,2	8	2:08.860	165,4
2	8 Neuhauser Racing Team M.Jensen(DEN)	Formel ADAC	12	25:58.664	0.553	164,1	10	2:08.746	165,6
3	15 Lotus R.Boschung(CHE)	Formel ADAC	12	26:01.640	3.529	163,8	4	2:08.959	165,3
4	1 ADAC Berlin Brandenburg e.V. M.Günther(DEU)	Formel ADAC	12	26:04.470	6.359	163,5	7	2:09.468	164,7
5	19 JBR Motorsport & Engineering I.Walilko(POL)	Formel ADAC	12	26:04.592	6.481	163,5	10	2:09.292	164,9
6	14 Lotus J.Eriksson(SWE)	Formel ADAC	12	26:05.149	7.038	163,5	11	2:09.111	165,1
7	12 Lotus D.Marschall(DEU)	ADAC Nordbaden e.V. Formel ADAC	12	26:05.834	7.723	163,4	11	2:09.376	164,8
8	2 ADAC Berlin-Brandenburg e.V. K.Schramm(DEU)	Formel ADAC	12	26:11.969	13.858	162,7	5	2:09.711	164,4
9	7 Neuhauser Racing Team T.Zimmermann(DEU)	ADAC Württemberg Formel ADAC	12	26:12.304	14.193	162,7	11	2:09.016	165,2
10	3 ADAC Berlin-Brandenburg e.V. M.Dienst(DEU)	ADAC Nordbaden e.V. Formel ADAC	12	26:16.992	18.881	162,2	10	2:10.361	163,5
11	10 Schiller-Motorsport N.Menzel(DEU)	Formel ADAC	12	26:17.287	19.176	162,2	11	2:10.097	163,9
12	18 JBR Motorsport & Engineering D.Kolkmann(DEU)	Formel ADAC	12	26:17.547	19.436	162,2	12	2:09.746	164,3
13	11 Lotus L.Breuer(DEU)	Formel ADAC	12	26:19.015	20.904	162,0	5	2:10.342	163,6
14	4 ADAC Berlin-Brandenburg e.V. G.Maggi(CHE)	Formel ADAC	12	26:19.126	21.015	162,0	6	2:10.173	163,8
not classified									
	5 ADAC Berlin-Brandenburg e.V. P.Hamprecht(DEU)	Formel ADAC	4	8:55.148	8LAPS	159,4	2	2:10.240	163,7


Fastest lap of the race. Car 8 driver Jensen on lap 10. Time 2:08.746, average speed 165,6 km/h.

Subject to final scrutineering!

Publications Time:

Clerk of the course:

Time Keeping:



Formel ADAC

Lap chart Race 2

Provisional




Slovakiaring, Length: 5922 m

Sunday 10.8.2014 10:40

POS	1	2	3	4	5	6	7	8	9	10	11	12	13	14	15	16	17
LAP 1	8	9	7	1	15	12	19	14	2	3	5	10	11	18	4		
LAP 2	8	9	7	1	15	12	19	14	2	5	3	10	11	18	4		
LAP 3	8	9	15	1	19	12	2	14	5	3	11	10	18	4	7		
LAP 4	8	9	15	1	19	12	14	2	3	11	10	4	18	.5	7		
LAP 5	9	15	8	1	19	12	14	2	3	11	10	18	4	7			
LAP 6	9	15	8	1	12	19	14	2	3	11	10	18	4	7			
LAP 7	9	15	8	1	12	19	14	2	3	18	10	7	11	4			
LAP 8	9	15	8	1	12	19	14	2	3	7	10	11	4	18			
LAP 9	9	8	15	1	19	12	14	2	7	3	10	11	18	4			
LAP 10	9	8	15	1	19	14	12	2	7	3	10	11	18	4			
LAP 11	9	8	15	1	19	14	12	2	7	3	10	18	11	4			
LAP 12	9	8	15	1	19	14	12	2	7	3	10	18	11	4			

. - PIT STOP ' - LAP BEHIND



Formel ADAC

Lap Analysis Race 2



Provisional

Reg. Nr.: 44/2014

Sunday 10.8.2014 10:40


Slovakiaring, Length: 5922 m

Air temperature: 25.9°C

Track temperature: 37.7°C

Weather condition: Dry

Lap	Time	SE1	SP1	SE2	SP2	SE3	SP3	Lap	Time	SE1	SP1	SE2	SP2	SE3	SP3
1 Maximilian Günther, DEU ,								theoretical besttime: 2:08.850							
1	2:16.082	46.682		1:02.536		26.864		8	2:09.663	41.184		1:01.456		27.023	
2	2:10.734	40.905		1:02.623		27.206		9	2:09.832	41.064		1:01.716		27.052	
3	2:10.488	40.693		1:02.940		26.855		10	2:09.941	41.081		1:01.824		27.036	
4	2:09.500	40.997		1:01.576		26.927		11	2:09.771	41.116		1:01.657		26.998	
5	2:09.603	41.091		1:01.569		26.943		12	2:09.859	41.138		1:01.691		27.030	
6	2:09.529	41.075		1:01.494		26.960									
7	2:09.468	41.240		1:01.302		26.926									
2 Kim Luis Schramm, DEU ,								theoretical besttime: 2:09.593							
1	2:18.166	47.569		1:03.817		26.780		7	2:10.135	41.320		1:01.744		27.071	
2	2:10.201	41.097		1:02.104		27.000		8	2:10.262	41.428		1:01.913		26.921	
3	2:11.324	41.045		1:03.012		27.267		9	2:10.591	41.486		1:02.054		27.051	
4	2:10.295	41.298		1:02.077		26.920		10	2:10.245	41.314		1:01.974		26.957	
5	2:09.711	40.929		1:01.858		26.924		11	2:10.555	41.382		1:02.122		27.051	
6	2:10.036	41.167		1:01.836		27.033		12	2:10.448	41.412		1:01.943		27.093	
3 Marvin Dienst, DEU ,								theoretical besttime: 2:09.798							
1	2:18.558	47.913		1:03.595		27.050		7	2:10.812	41.627		1:01.937		27.248	
2	2:11.245	41.708		1:02.401		27.136		8	2:11.282	41.962		1:02.103		27.217	
3	2:11.009	41.288		1:02.367		27.354		9	2:10.387	41.381		1:01.900		27.106	
4	2:10.434	41.718		1:01.693		27.023		10	2:10.361	41.082		1:02.011		27.268	
5	2:10.417	41.451		1:01.703		27.263		11	2:10.621	41.341		1:02.019		27.261	
6	2:11.193	41.525		1:02.443		27.225		12	2:10.673	41.332		1:02.076		27.265	
4 Giorgio Maggi, CHE ,								theoretical besttime: 2:09.792							
1	2:21.212	48.572		1:05.217		27.423		7	2:11.523	41.028		1:03.072		27.423	
2	2:10.599	41.435		1:02.045		27.119		8	2:10.556	41.210		1:02.251		27.095	
3	2:10.460	41.247		1:02.144		27.069		9	2:10.991	40.878		1:03.031		27.082	
4	2:10.799	41.189		1:02.424		27.186		10	2:10.879	41.420		1:02.457		27.002	
5	2:10.852	41.817		1:01.989		27.046		11	2:10.434	41.015		1:02.309		27.110	
6	2:10.173	41.164		1:01.912		27.097		12	2:10.648	40.968		1:02.596		27.084	
5 Philip Hamprecht, DEU ,								theoretical besttime: 2:09.588							
1	2:18.672	47.476		1:03.761		27.435		3	2:11.887	40.994		1:03.460		27.433	
2	2:10.240	41.475		1:01.909		26.856		4	2:14.349	41.049		1:01.738		31.562	
7 Tim Zimmermann, DEU ,								theoretical besttime: 2:08.832							
1	2:15.755	46.677		1:02.203		26.875		7	2:09.578	40.649		1:01.804		27.125	
2	2:10.796	40.901		1:02.744		27.151		8	2:09.976	40.902		1:01.934		27.140	
3	2:20.984	40.971		1:12.885		27.128		9	2:09.644	41.089		1:01.656		26.899	
4	2:09.595	41.015		1:01.595		26.985		10	2:09.252	40.845		1:01.441		26.966	
5	2:09.278	40.838		1:01.535		26.905		11	2:09.016	40.766		1:01.449		26.801	
6	2:09.110	40.751		1:01.391		26.968		12	2:09.320	40.700		1:01.382		27.238	
8 Mikkel Jensen, DEN ,								theoretical besttime: 2:08.612							
1	2:14.825	46.235		1:01.645		26.945		8	2:09.480	40.734		1:01.867		26.879	
2	2:10.715	41.489		1:02.312		26.914		9	2:08.853	40.708		1:01.420		26.725	
3	2:09.563	41.357		1:01.393		26.813		10	2:08.746	40.812		1:01.242		26.692	
4	2:09.411	41.276		1:01.376		26.759		11	2:08.985	40.763		1:01.560		26.662	
5	2:10.674	40.980		1:02.880		26.814		12	2:09.049	40.884		1:01.366		26.799	
6	2:09.104	40.806		1:01.501		26.797									
7	2:09.259	40.729		1:01.612		26.918									



Formel ADAC

Lap Analysis Race 2



Provisional

Reg. Nr.: 44/2014

Sunday 10.8.2014 10:40

Slovakiaring, Length: 5922 m

Air temperature: 25.9°C

Track temperature: 37.7°C

Weather condition: Dry

Lap	Time	SE1	SP1	SE2	SP2	SE3	SP3	Lap	Time	SE1	SP1	SE2	SP2	SE3	SP3
9 Fabian Schiller, DEU ,								theoretical besttime: 2:08.582							
1	2:15.349	46.554	1:01.915	26.880				8	2:08.860	41.042	1:01.059	26.759			
2	2:10.777	41.086	1:02.824	26.867				9	2:09.171	41.108	1:01.324	26.739			
3	2:09.456	41.085	1:01.625	26.746				10	2:09.043	40.964	1:01.270	26.809			
4	2:09.381	40.911	1:01.730	26.740				11	2:09.245	40.988	1:01.436	26.821			
5	2:09.178	40.886	1:01.476	26.816				12	2:09.388	41.082	1:01.458	26.848			
6	2:09.331	41.215	1:01.336	26.780											
7	2:08.932	41.103	1:00.957	26.872											

10 Nico Menzel, DEU ,								theoretical besttime: 2:10.011							
1	2:18.944	48.249	1:03.686	27.009				7	2:11.074	41.762	1:02.264	27.048			
2	2:11.140	41.237	1:02.768	27.135				8	2:11.211	41.859	1:02.264	27.088			
3	2:11.228	41.648	1:02.557	27.023				9	2:10.646	41.158	1:02.401	27.087			
4	2:10.823	41.330	1:02.504	26.989				10	2:10.481	41.499	1:01.982	27.000			
5	2:10.409	41.187	1:02.303	26.919				11	2:10.097	41.110	1:02.036	26.951			
6	2:10.656	41.210	1:02.085	27.361				12	2:10.578	41.352	1:02.104	27.122			

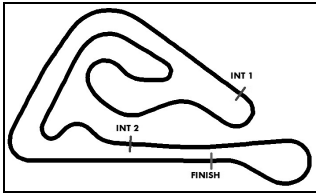
11 Luis-Enrique Breuer, DEU ,								theoretical besttime: 2:09.725							
1	2:19.359	47.713	1:04.468	27.178				7	2:12.222	41.731	1:02.980	27.511			
2	2:10.830	41.084	1:02.689	27.057				8	2:10.356	41.200	1:02.060	27.096			
3	2:10.924	41.435	1:02.203	27.286				9	2:10.629	41.194	1:02.352	27.083			
4	2:10.765	41.301	1:02.349	27.115				10	2:10.889	41.603	1:02.029	27.257			
5	2:10.342	41.394	1:01.688	27.260				11	2:10.816	41.356	1:02.028	27.432			
6	2:10.897	40.980	1:02.310	27.607				12	2:10.986	41.441	1:02.048	27.497			

12 Dennis Marschall, DEU ,								theoretical besttime: 2:09.034							
1	2:16.780	47.055	1:02.824	26.901				8	2:09.760	40.950	1:01.730	27.080			
2	2:10.792	40.918	1:02.588	27.286				9	2:10.322	41.315	1:02.073	26.934			
3	2:10.544	41.525	1:02.151	26.868				10	2:10.188	41.167	1:02.050	26.971			
4	2:09.557	40.687	1:01.947	26.923				11	2:09.376	40.650	1:01.834	26.892			
5	2:09.631	40.673	1:02.103	26.855				12	2:09.453	40.735	1:01.779	26.939			
6	2:09.690	40.585	1:01.965	27.140											
7	2:09.741	41.142	1:01.594	27.005											

14 Joel Eriksson, SWE ,								theoretical besttime: 2:08.930							
1	2:17.945	47.465	1:03.442	27.038				7	2:09.251	40.924	1:01.541	26.786			
2	2:09.923	41.282	1:01.614	27.027				8	2:09.841	41.223	1:01.815	26.803			
3	2:12.086	41.277	1:03.672	27.137				9	2:09.851	40.819	1:02.181	26.851			
4	2:09.493	41.143	1:01.420	26.930				10	2:09.349	40.812	1:01.661	26.876			
5	2:09.313	40.945	1:01.490	26.878				11	2:09.111	40.747	1:01.582	26.782			
6	2:09.291	40.982	1:01.401	26.908				12	2:09.695	40.770	1:01.949	26.976			

15 Ralph Boschung, CHE ,								theoretical besttime: 2:08.680							
1	2:16.447	46.901	1:02.683	26.863				8	2:09.408	41.046	1:01.559	26.803			
2	2:10.499	40.734	1:02.819	26.946				9	2:10.173	41.348	1:01.908	26.917			
3	2:09.480	40.836	1:01.827	26.817				10	2:09.570	40.994	1:01.675	26.901			
4	2:08.959	41.013	1:01.229	26.717				11	2:09.660	41.094	1:01.641	26.925			
5	2:09.209	40.778	1:01.697	26.734				12	2:09.739	41.208	1:01.675	26.856			
6	2:09.344	41.014	1:01.524	26.806											
7	2:09.152	40.973	1:01.353	26.826											

18 David Kolkmann, DEU ,								theoretical besttime: 2:09.185							
1	2:20.852	48.145	1:05.297	27.410				7	2:10.619	41.460	1:02.031	27.128			
2	2:10.408	41.378	1:01.972	27.058				8	2:12.527	41.763	1:03.691	27.073			
3	2:10.549	41.091	1:02.375	27.083				9	2:10.112	40.941	1:02.214	26.957			
4	2:11.346	41.164	1:02.707	27.475				10	2:11.003	41.599	1:02.265	27.139			
5	2:09.948	41.124	1:01.731	27.093				11	2:10.164	40.959	1:02.341	26.864			
6	2:10.273	40.663	1:02.361	27.249				12	2:09.746	41.033	1:01.658	27.055			



Formel ADAC

Lap Analysis Race 2



Provisional

Reg. Nr.: 44/2014

Sunday 10.8.2014 10:40

Slovakiaring, Length: 5922 m

Air temperature: 25.9°C

Track temperature: 37.7°C

Weather condition: Dry

Lap	Time	SE1	SP1	SE2	SP2	SE3	SP3	Lap	Time	SE1	SP1	SE2	SP2	SE3	SP3
-----	------	-----	-----	-----	-----	-----	-----	-----	------	-----	-----	-----	-----	-----	-----

19 Igor Waliiko, POL ,

theoretical besttime: 2:08.842

1	2:17.260	46.946		1:03.480		26.834		7	2:09.941	41.191		1:01.718		27.032	
2	2:10.479	41.080		1:02.073		27.326		8	2:09.633	41.364		1:01.590		26.679	
3	2:10.095	41.209		1:01.921		26.965		9	2:09.610	41.035		1:01.770		26.805	
4	2:09.465	40.964		1:01.561		26.940		10	2:09.292	40.979		1:01.527		26.786	
5	2:09.676	41.091		1:01.750		26.835		11	2:09.298	40.636		1:01.795		26.867	
6	2:10.185	40.927		1:02.391		26.867		12	2:09.658	41.128		1:01.714		26.816	