

ADAC GT Masters

Results Warm Up



Provisional

Reg. Nr.: 44/2014

Sunday 10.8.2014 09:25

Slovakiaring, Length: 5922 m

Air temperature: 23.3°C

Track temperature: 27.3°C

Weather condition: Dry

started : 24 classified : 24 not classified : 0

	Drivers	Team	Car	Lap	Best Time	Gap	Diff	Kph	Day Time
1	11 F.Hamprecht/N.Thiim	Prosperia C. Abt Racing	Audi R8 LMS ultra	3	2:01.303			175,8	9:32:25
2	23 M.Engel/J.Seyffarth	ROWE Racing	Mercedes-Benz SLS AMG GT3	3	2:01.437	0.134	0.134	175,6	9:31:18
3	21 L.Ludwig/A.Day	BKK Mobil Oil Zakspeed	Mercedes-Benz SLS AMG GT3	6	2:01.551	0.248	0.114	175,4	9:40:01
4	20 M.Sandritter/J.Klingmann	PIXUM Team Schubert	BMW Z4 GT3	3	2:01.554	0.251	0.003	175,4	9:31:26
5	26 M.Buhk/M.Götz	H.T.P. Motorsport	Mercedes-Benz SLS AMG GT3	7	2:02.116	0.813	0.562	174,6	9:41:16
6	22 N.Bastian/J.Alguersuari	ROWE Racing	Mercedes-Benz SLS AMG GT3	3	2:02.301	0.998	0.185	174,3	9:32:48
7	1 A.Wirth/D.Keilwitz	Callaway Competition	Corvette Z06.R GT3	3	2:02.310	1.007	0.009	174,3	9:34:23
8	2 P.Assenheimer/D.Alessi	Callaway Competition	Corvette Z06.R GT3	4	2:02.390	1.087	0.080	174,2	9:34:19
9	19 C.Hürtgen/D.Baumann	PIXUM Team Schubert	BMW Z4 GT3	3	2:02.413	1.110	0.023	174,2	9:31:35
10	16 P.Geipel/R.Frey	YACO Racing	Audi R8 LMS ultra	4	2:02.768	1.465	0.355	173,7	9:34:00
11	12 N.Mayr-Melnhof/M.Winkelhock	Prosperia C. Abt Racing	Audi R8 LMS ultra	2	2:02.818	1.515	0.050	173,6	9:29:51
12	24 A.von Thurn und Taxis/T.Enge	Reiter Engineering	Chevrolet Camaro GT	2	2:02.951	1.648	0.133	173,4	9:29:50
13	3 C.Engelhart/J.van Lagen	GW IT Racing Team Schütz Motors	Porsche 911 GT3 R	4	2:03.142	1.839	0.191	173,1	9:35:10
14	5 N.Morcom/A.Riberas	Farnbacher Racing	Porsche 911 GT3 R	3	2:03.221	1.918	0.079	173,0	9:32:10
15	18 T.Seiler(*G*)/A.Simonsen	Callaway Competition	Corvette Z06.R GT3	2	2:03.260	1.957	0.039	173,0	9:29:34
16	27 L.Stolz/M.Lauda	H.T.P. Motorsport	Mercedes-Benz SLS AMG GT3	7	2:03.338	2.035	0.078	172,9	9:41:20
17	6 P.Frommenwiler/S.Asch	Farnbacher Racing	Porsche 911 GT3 R	6	2:03.644	2.341	0.306	172,4	9:40:39
18	10 K.van der Linde/R.Rast	Prosperia C. Abt Racing	Audi R8 LMS ultra	4	2:03.775	2.472	0.131	172,2	9:35:20
19	7 H.Handlos(*G*)/R.Renauer	TONINO Team Herberth	Porsche 911 GT3 R	4	2:03.862	2.559	0.087	172,1	9:33:55
20	17 R.Lips(*G*)/L.Marionek	Callaway Competition	Corvette Z06.R GT3	3	2:04.172	2.869	0.310	171,7	9:32:12
21	14 F.Spengler/M.Asmer	MRS GT-Racing	McLaren MP4-12C GT3	6	2:04.261	2.958	0.089	171,6	9:38:56
22	13 D.Jahn/S.Barth	RWT Racing Team	Corvette Z06.R GT3	4	2:04.314	3.011	0.053	171,5	9:33:44
23	100 F.Stoll/D.Dobitsch	kfzteile24 APR Motorsport	Audi R8 LMS ultra	3	2:05.545	4.242	1.231	169,8	9:32:07
	4 A.Wossos(*G*)/W.Nathan(*G*)	GW IT Racing Team Schütz Motors	Porsche 911 GT3 R	0					

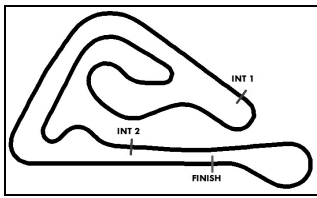
(*G*) marks the gentlemen driver

Subject to final scrutineering!

Publications Time:

Clerk of the course:

Time Keeping:



ADAC GT Masters

Lap Analysis Warm Up



Provisional

Reg. Nr.: 44/2014

Sunday 10.8.2014 09:25

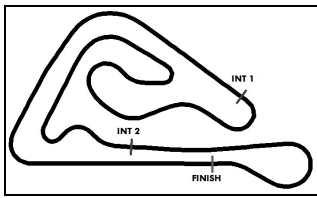
Slovakiaring, Length: 5922 m

Air temperature: 23.2°C

Track temperature: 27.3°C

Weather condition: Dry

Lap	Time	SE1	SP1	SE2	SP2	SE3	SP3	Lap	Time	SE1	SP1	SE2	SP2	SE3	SP3
1 Andreas Wirth, DEU/ Daniel Keilwitz, DEU								theoretical besttime: 2:02.310							
1	4:18.952	2:40.938		1:07.712		30.302		3	2:02.310	37.398		59.988		24.924	
2	3:02.058	1:35.562		1:01.439		25.057		4	2:10.520	38.167		1:02.948		29.405	
2 Patrick Assenheimer, DEU/ Diego Alessi, ITA								theoretical besttime: 2:02.390							
1	3:10.953	1:40.143		1:05.239		25.571		5	2:30.364	37.491		1:22.837		30.036	
2	2:03.544	37.625		1:00.982		24.937		6	4:28.653	2:56.800		1:04.782		27.071	
3	2:02.592	37.366		1:00.351		24.875									
4	2:02.390	37.333		1:00.271		24.786									
3 Christian Engelhart, DEU/ Jaap van Lagen, NLD								theoretical besttime: 2:03.062							
1	3:58.873	2:29.797		1:03.453		25.623		5	2:15.837	38.110		1:01.330		36.397	
2	2:05.174	39.064		1:00.923		25.187		6	2:52.244	1:26.376		1:00.528		25.340	
3	2:03.284	37.888		1:00.306		25.090									
4	2:03.142	37.825		1:00.147		25.170									
4 Antonios Wossos, GRC/ Wolf Nathan, NLD								theoretical besttime: 1:41.965							
1	11:35.042	10:00.277		1:08.601		26.164		2	2:15.432	39.425		1:02.540		33.467	
5 Nathan Morcom, AUS/ Alex Riberas, ESP								theoretical besttime: 2:03.145							
1	3:02.677	1:33.406		1:03.716		25.555		5	2:07.848	40.453		1:01.885		25.510	
2	2:04.537	37.919		1:01.344		25.274		6	2:03.419	37.493		1:00.568		25.358	
3	2:03.221	37.408		1:00.587		25.226		7	2:12.841	37.494		1:01.290		34.057	
4	2:03.350	37.560		1:00.511		25.279									
6 Philipp Frommenwiler, CHE/ Sebastian Asch, DEU								theoretical besttime: 2:03.317							
1	3:17.322	1:38.112		1:12.393		26.817		5	4:00.668	2:34.317		1:00.983		25.368	
2	2:03.792	38.113		1:00.466		25.213		6	2:03.644	37.638		1:00.673		25.333	
3	2:03.784	37.921		1:00.494		25.369									
4	2:10.525	37.890		1:02.453		30.182									
7 Herbert Handlos, AUT/ Robert Renauer, DEU								theoretical besttime: 2:03.819							
1	2:42.509	1:11.448		1:04.947		26.114		5	2:09.093	37.907		1:01.111		30.075	
2	2:04.930	38.404		1:01.126		25.400		6	3:01.807	1:33.996		1:02.061		25.750	
3	2:04.143	37.876		1:00.961		25.306		7	2:06.974	39.005		1:02.145		25.824	
4	2:03.862	37.919		1:00.739		25.204									
10 Kelvin van der Linde, ZAF/ Rene Rast, DEU								theoretical besttime: 2:03.525							
1	2:58.803	1:19.357		1:11.511		27.935		5	2:09.824	37.710		1:00.539		31.575	
2	2:16.779	40.368		1:05.916		30.495		6	3:45.741	2:07.503		1:09.114		29.124	
3	3:01.236	1:34.823		1:01.025		25.388									
4	2:03.775	37.960		1:00.431		25.384									
11 Fabian Hamprecht, DEU/ Nicki Thiim, DNK								theoretical besttime: 2:01.175							
1	3:22.946	1:39.411		1:12.188		31.347		5	2:02.708	37.384		1:00.185		25.139	
2	2:01.578	37.460		59.156		24.962		6	2:06.990	37.527		59.595		29.868	
3	2:01.303	37.075		59.138		25.090		7	3:03.263	1:34.900		1:02.781		25.582	
4	2:02.334	37.410		59.723		25.201									
12 Nikolaus Mayr-Melnhof, AUT/ Markus Winkelhock, DEU								theoretical besttime: 2:02.483							
1	2:48.890	1:15.239		1:07.064		26.587		5	2:04.136	37.911		1:00.838		25.387	
2	2:02.818	37.944		59.890		24.984		6	2:03.516	37.701		1:00.492		25.323	
3	2:09.307	37.609		1:01.745		29.953		7	2:04.007	37.739		1:00.751		25.517	
4	3:16.092	1:49.660		1:01.028		25.404									



ADAC GT Masters

Lap Analysis Warm Up



Provisional

Reg. Nr.: 44/2014

Sunday 10.8.2014 09:25

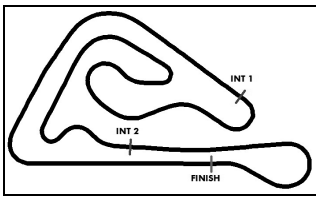
Slovakiaring, Length: 5922 m

Air temperature: 23.2°C

Track temperature: 27.3°C

Weather condition: Dry

Lap	Time	SE1	SP1	SE2	SP2	SE3	SP3	Lap	Time	SE1	SP1	SE2	SP2	SE3	SP3
13 David Jahn, DEU/ Sven Barth, DEU								theoretical besttime: 2:04.187							
1	2:28.784	59.665		1:03.386		25.733		4	2:04.314	37.787		1:01.080		25.447	
2	2:05.469	38.480		1:01.667		25.322		5	2:04.331	37.785		1:01.173		25.373	
3	2:05.891	38.382		1:02.143		25.366		6	2:09.908	37.796		1:01.327		30.785	
14 Florian Spengler, DEU/ Marko Asmer, EST								theoretical besttime: 2:04.222							
1	2:24.148	52.899		1:05.395		25.854		5	3:01.877	1:34.733		1:01.816		25.328	
2	2:05.377	38.474		1:01.483		25.420		6	2:04.261	37.916		1:01.132		25.213	
3	2:04.891	38.079		1:01.491		25.321		7	2:04.486	37.877		1:01.341		25.268	
4	2:16.152	39.326		1:04.711		32.115									
16 Philip Geipel, DEU/ Rahel Frey, CHE								theoretical besttime: 2:02.663							
1	2:45.706	1:08.034		1:07.586		30.086		5	2:08.377	37.755		1:00.125		30.497	
2	2:08.398	38.827		1:01.518		28.053		6	3:21.865	1:52.739		1:03.718		25.408	
3	2:03.621	37.871		1:00.335		25.415		7	2:03.079	37.471		1:00.381		25.227	
4	2:02.768	37.567		1:00.134		25.067									
17 Remo Lips, CHE/ Lennart Marioneck, DEU								theoretical besttime: 2:03.827							
1	3:03.654	1:31.026		1:07.075		25.553		5	2:39.725					25.833	
2	2:04.629	38.161		1:01.359		25.109		6	2:06.459	38.957		1:02.265		25.237	
3	2:04.172	37.811		1:01.168		25.193		7	2:06.533	38.832		1:02.153		25.548	
4	2:08.408	37.550		1:01.270		29.588									
18 Toni Seiler, CHE/ Andreas Simonsen, SWE								theoretical besttime: 2:02.938							
1	2:31.518	1:00.598		1:03.218		27.702		5	3:23.452	1:54.132		1:03.894		25.426	
2	2:03.260	37.723		1:00.664		24.873		6	2:05.112	37.879		1:01.965		25.268	
3	2:03.782	38.123		1:00.751		24.908		7	2:04.636	37.994		1:01.547		25.095	
4	2:08.415	37.401		1:01.024		29.990									
19 Claudia Hürtgen, DEU/ Dominik Baumann, AUT								theoretical besttime: 2:02.207							
1	2:27.330	58.642		1:02.928		25.760		5	3:49.667	2:23.195		1:01.301		25.171	
2	2:05.919	38.252		1:00.464		27.203		6	2:02.740	37.615		1:00.108		25.017	
3	2:02.413	37.698		59.615		25.100		7	2:03.602	37.705		1:00.820		25.077	
4	2:07.099	37.575		59.810		29.714									
20 Max Sandritter, DEU/ Jens Klingmann, DEU								theoretical besttime: 2:01.245							
1	2:22.508	54.809		1:02.231		25.468		5	3:11.162	1:46.178		1:00.027		24.957	
2	2:02.416	37.864		59.571		24.981		6	2:01.764	37.119		59.666		24.979	
3	2:01.554	37.428		59.223		24.903		7	2:02.245	37.221		59.957		25.067	
4	2:05.959	37.232		59.345		29.382									
21 Luca Ludwig, DEU/ Alon Day, ISR								theoretical besttime: 2:01.551							
1	2:26.782	58.378		1:02.866		25.538		5	4:14.807	2:47.484		1:01.193		26.130	
2	2:04.019	37.887		1:01.099		25.033		6	2:01.551	37.354		59.413		24.784	
3	2:04.221	37.648		1:01.335		25.238									
4	2:10.430	39.110		1:01.892		29.428									
22 Nico Bastian, DEU/ Jaime Alguersuari, ESP								theoretical besttime: 2:02.235							
1	3:43.568	2:14.333		1:03.873		25.362		5	2:06.910	37.117		1:00.555		29.238	
2	2:02.857	37.535		1:00.322		25.000		6	3:08.203	1:42.512		1:00.546		25.145	
3	2:02.301	37.142		1:00.118		25.041									
4	2:02.833	37.360		1:00.429		25.044									



ADAC GT Masters

Lap Analysis Warm Up



Provisional

Reg. Nr.: 44/2014

Sunday 10.8.2014 09:25

Slovakiaring, Length: 5922 m

Air temperature: 23.2°C

Track temperature: 27.3°C

Weather condition: Dry

Lap	Time	SE1	SP1	SE2	SP2	SE3	SP3	Lap	Time	SE1	SP1	SE2	SP2	SE3	SP3
23	Maro Engel, DEU/ Jan Seyffarth, DEU							theoretical besttime: 2:01.379							
1	2:14.643	48.213		1:01.189		25.241		5	2:02.151	37.213		59.899		25.039	
2	2:02.251	37.623		59.585		25.043		6	2:02.524	37.173		59.988		25.363	
3	2:01.437	37.088		59.410		24.939		7	2:07.488	37.510		1:00.707		29.271	
4	2:01.592	37.030		59.545		25.017									
24	Albert von Thurn und Taxis, DEU/ Tomas Enge, CZE							theoretical besttime: 2:02.862							
1	2:48.158	1:20.479		1:02.208		25.471		5	3:06.936	1:36.067		1:03.772		27.097	
2	2:02.951	37.761		1:00.420		24.770		6	2:04.773	37.672		1:01.889		25.212	
3	2:10.950	37.764		1:00.549		32.637									
4	3:11.576	1:36.507		1:02.944		32.125									
26	Maximilian Buhk, DEU/ Maximilian Götz, DEU							theoretical besttime: 2:01.704							
1	2:52.721	1:23.130		1:04.043		25.548		5	3:04.970	1:39.808		1:00.347		24.815	
2	2:02.194	37.629		59.776		24.789		6	2:03.048	37.158		1:01.041		24.849	
3	2:05.444	37.518		1:01.336		26.590		7	2:02.116	37.139		1:00.166		24.811	
4	2:06.321	37.222		59.990		29.109									
27	Luca Stolz, DEU/ Mathias Lauda, AUT							theoretical besttime: 2:03.132							
1	2:54.045	1:25.084		1:02.926		26.035		5	3:05.549	1:39.639		1:00.790		25.120	
2	2:03.908	38.065		1:00.677		25.166		6	2:03.388	37.504		1:00.713		25.171	
3	2:03.604	37.689		1:00.811		25.104		7	2:03.338	37.421		1:00.746		25.171	
4	2:06.882	37.658		1:00.607		28.617									
100	Florian Stoll, DEU/ Daniel Dobitsch, AUT							theoretical besttime: 2:04.904							
1	2:55.357	1:26.169		1:03.317		25.871		4	2:10.196	38.441		1:01.619		30.136	
2	2:06.422	38.320		1:02.539		25.563		5	3:48.676	2:12.813		1:10.026		25.837	
3	2:05.545	38.451		1:01.223		25.871		6	2:29.115	38.118		1:18.047		32.950	