

Formel ADAC

Result List Race 1

Provisional



Slovakiaring, Length: 5922 m

Air temperature: 32.0°C

Track temperature: 47.6°C

Weather condition: Dry

Reg. Nr.: 44/2014

Saturday 9.8.2014 14:30

started : 15

classified : 12

not classified : 3

	Competitor Drivers	Sponsor Car	Laps	Total Time	Gap	Kph	Lap	Time	Kph
1	8 Neuhauser Racing Team M.Jensen(DEN)	Formel ADAC	11	26:36.313		146,9	7	2:09.223	165,0
2	7 Neuhauser Racing Team T.Zimmermann(DEU)	ADAC Württemberg Formel ADAC	11	26:37.131	0.818	146,8	10	2:09.681	164,4
3	12 Lotus D.Marschall(DEU)	ADAC Nordbaden e.V. Formel ADAC	11	26:39.950	3.637	146,6	11	2:10.218	163,7
4	9 Schiller-Motorsport F.Schiller(DEU)	ADAC Nordrhein e.V. Formel ADAC	11	26:40.362	4.049	146,5	7	2:10.006	164,0
5	19 JBR Motorsport & Engineering I.Walilko(POL)	Formel ADAC	11	26:43.579	7.266	146,2	7	2:10.028	164,0
6	15 Lotus R.Boschung(CHE)	Formel ADAC	11	26:47.695	11.382	145,9	10	2:10.807	163,0
7	5 ADAC Berlin-Brandenburg e.V. P.Hamprecht(DEU)	Formel ADAC	11	26:47.926	11.613	145,8	6	2:10.768	163,0
8	14 Lotus J.Eriksson(SWE)	Formel ADAC	11	26:48.288	11.975	145,8	11	2:10.484	163,4
9	3 ADAC Berlin-Brandenburg e.V. M.Dienst(DEU)	ADAC Nordbaden e.V. Formel ADAC	11	26:48.845	12.532	145,8	8	2:10.693	163,1
10	18 JBR Motorsport & Engineering D.Kolkmann(DEU)	Formel ADAC	11	26:49.263	12.950	145,7	9	2:10.807	163,0
11	10 Schiller-Motorsport N.Menzel(DEU)	Formel ADAC	11	26:53.585	17.272	145,3	8	2:11.122	162,6
12	4 ADAC Berlin-Brandenburg e.V. G.Maggi(CHE)	Formel ADAC	11	26:54.035	17.722	145,3	7	2:10.992	162,8
not classified									
1	ADAC Berlin Brandenburg e.V. M.Günther(DEU)	Formel ADAC	1	2:18.324	10LAPS				
2	ADAC Berlin-Brandenburg e.V. K.Schramm(DEU)	Formel ADAC	1	2:18.437	10LAPS				
11	Lotus L.Breuer(DEU)	Formel ADAC	1	2:19.296	10LAPS				


Fastest lap of the race. Car 8 driver Jensen on lap 7. Time 2:09.223, average speed 165,0 km/h.

Subject to final scrutineering!

Publications Time:

Clerk of the course:

Time Keeping:



Formel ADAC

Lap chart Race 1

Provisional




Slovakiaring, Length: 5922 m

Saturday 9.8.2014 14:30

POS	1	2	3	4	5	6	7	8	9	10	11	12	13	14	15	16	17
LAP 1	12	7	8	14	5	9	15	1	2	19	3	10	4	11	18		
LAP 2	12	7	8	14	5	9	15	19	3	10	18	4					
LAP 3	12	7	8	14	5	9	15	19	3	10	18	4					
LAP 4	12	7	8	14	5	9	15	19	3	10	18	4					
LAP 5	12	7	8	9	15	19	5	3	10	14	18	4					
LAP 6	7	8	12	9	15	19	5	3	10	14	18	4					
LAP 7	8	7	12	9	19	15	5	3	14	10	18	4					
LAP 8	8	7	12	9	19	15	5	3	14	10	18	4					
LAP 9	8	7	12	9	19	15	5	3	14	18	10	4					
LAP 10	8	7	12	9	19	15	5	3	14	18	10	4					
LAP 11	8	7	12	9	19	15	5	14	3	18	10	4					

. - PIT STOP ' - LAP BEHIND



Formel ADAC

Lap Analysis Race 1



Provisional

Reg. Nr.: 44/2014

Saturday 9.8.2014 14:30

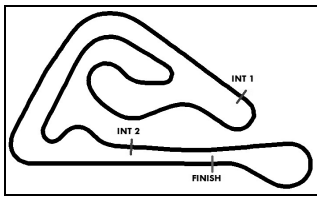
Slovakiaring, Length: 5922 m

Air temperature: 32.0°C

Track temperature: 47.8°C

Weather condition: Dry

Lap	Time	SE1	SP1	SE2	SP2	SE3	SP3	Lap	Time	SE1	SP1	SE2	SP2	SE3	SP3
1 Maximilian Günther, DEU ,								theoretical besttime:							
1	2:18.324	47.124		1:03.509		27.691									
2 Kim Luis Schramm, DEU ,								theoretical besttime:							
1	2:18.437	47.069		1:03.874		27.494									
3 Marvin Dienst, DEU ,								theoretical besttime: 2:10.534							
1	2:18.710	47.416		1:03.897		27.397		7	2:11.536	41.118		1:02.968		27.450	
2	2:24.907	43.612		1:08.222		33.073		8	2:10.693	41.118		1:02.387		27.188	
3	3:20.394	1:06.902		1:32.223		41.269		9	2:11.294	41.349		1:02.731		27.214	
4	3:26.003	1:05.715		1:37.200		43.088		10	2:11.146	41.525		1:02.381		27.240	
5	2:11.948	41.378		1:03.158		27.412		11	2:11.259	41.436		1:02.762		27.061	
6	2:10.955	41.520		1:02.400		27.035									
4 Giorgio Maggi, CHE ,								theoretical besttime: 2:10.992							
1	2:19.101	48.327		1:03.421		27.353		7	2:10.992	41.316		1:02.452		27.224	
2	2:26.152	46.381		1:07.054		32.717		8	2:11.111	41.331		1:02.541		27.239	
3	3:20.776	1:07.608		1:31.854		41.314		9	2:11.743	41.526		1:02.758		27.459	
4	3:25.811	1:05.731		1:37.035		43.045		10	2:12.171	41.720		1:03.024		27.427	
5	2:11.821	41.864		1:02.679		27.278		11	2:13.116	41.867		1:03.407		27.842	
6	2:11.241	41.463		1:02.482		27.296									
5 Philip Hamprecht, DEU ,								theoretical besttime: 2:10.137							
1	2:16.873	46.482		1:02.948		27.443		7	2:11.563	41.087		1:03.375		27.101	
2	2:24.179	41.157		1:09.889		33.133		8	2:10.934	40.911		1:02.608		27.415	
3	3:19.815	1:05.748		1:33.209		40.858		9	2:11.266	41.414		1:02.309		27.543	
4	3:27.831	1:06.047		1:37.195		44.589		10	2:10.826	41.504		1:02.293		27.029	
5	2:12.935	42.213		1:03.789		26.933		11	2:10.936	41.182		1:02.620		27.134	
6	2:10.768	41.393		1:02.420		26.955									
7 Tim Zimmermann, DEU ,								theoretical besttime: 2:09.289							
1	2:15.163	45.959		1:02.227		26.977		7	2:10.477	41.081		1:02.472		26.924	
2	2:23.102	40.960		1:08.747		33.395		8	2:09.840	40.696		1:02.095		27.049	
3	3:19.159	1:03.835		1:35.419		39.905		9	2:09.905	40.838		1:02.066		27.001	
4	3:29.828	1:06.008		1:38.229		45.591		10	2:09.681	40.941		1:01.714		27.026	
5	2:10.082	41.392		1:01.786		26.904		11	2:09.764	40.848		1:01.827		27.089	
6	2:10.130	41.435		1:01.689		27.006									
8 Mikkel Jensen, DEN ,								theoretical besttime: 2:09.041							
1	2:15.714	46.410		1:02.408		26.896		7	2:09.223	40.817		1:01.546		26.860	
2	2:23.576	41.072		1:09.493		33.011		8	2:09.669	41.059		1:01.584		27.026	
3	3:19.608	1:04.310		1:34.972		40.326		9	2:09.649	41.071		1:01.560		27.018	
4	3:29.172	1:05.562		1:38.065		45.545		10	2:09.574	41.199		1:01.464		26.911	
5	2:10.227	41.765		1:01.702		26.760		11	2:10.148	41.137		1:01.891		27.120	
6	2:09.753	40.935		1:01.915		26.903									
9 Fabian Schiller, DEU ,								theoretical besttime: 2:09.645							
1	2:17.283	46.831		1:03.273		27.179		7	2:10.006	41.091		1:01.962		26.953	
2	2:24.318	40.923		1:10.217		33.178		8	2:10.115	41.183		1:01.959		26.973	
3	3:20.250	1:05.959		1:33.284		41.007		9	2:10.162	41.145		1:02.091		26.926	
4	3:26.929	1:05.667		1:37.148		44.114		10	2:10.061	41.186		1:01.895		26.980	
5	2:10.934	41.244		1:02.665		27.025		11	2:10.024	41.079		1:01.796		27.149	
6	2:10.280	41.259		1:02.075		26.946									



Formel ADAC

Lap Analysis Race 1



Provisional

Reg. Nr.: 44/2014

Saturday 9.8.2014 14:30

Slovakiaring, Length: 5922 m

Air temperature: 32.0°C

Track temperature: 47.8°C

Weather condition: Dry

Lap	Time	SE1	SP1	SE2	SP2	SE3	SP3	Lap	Time	SE1	SP1	SE2	SP2	SE3	SP3
10	Nico Menzel, DEU ,							theoretical besttime: 2:11.078							
1	2:18.824	47.304		1:03.723		27.797		7	2:11.373	41.350		1:02.826		27.197	
2	2:25.111	44.070		1:08.214		32.827		8	2:11.122	41.256		1:02.650		27.216	
3	3:20.637	1:06.951		1:32.345		41.341		9	2:12.266	41.685		1:03.164		27.417	
4	3:25.622	1:05.534		1:37.332		42.756		10	2:12.206	41.735		1:03.079		27.392	
5	2:12.044	41.342		1:03.453		27.249		11	2:12.949	42.257		1:03.136		27.556	
6	2:11.431	41.481		1:02.778		27.172									

11	Luis-Enrique Breuer, DEU ,							theoretical besttime:							
1	2:19.296	47.774		1:04.235		27.287									

12	Dennis Marschall, DEU ,							theoretical besttime: 2:09.830							
1	2:14.387	45.392		1:01.799		27.196		7	2:10.266	40.853		1:02.237		27.176	
2	2:23.347	40.997		1:08.218		34.132		8	2:10.348	41.080		1:02.072		27.196	
3	3:18.848	1:03.411		1:35.671		39.766		9	2:10.240	41.072		1:02.004		27.164	
4	3:30.138	1:05.302		1:39.325		45.511		10	2:10.239	41.207		1:01.874		27.158	
5	2:10.545	41.134		1:02.129		27.282		11	2:10.218	41.103		1:01.939		27.176	
6	2:11.374	41.424		1:02.847		27.103									

14	Joel Eriksson, SWE ,							theoretical besttime: 2:10.111							
1	2:16.549	45.787		1:03.487		27.275		7	2:10.685	41.221		1:02.183		27.281	
2	2:23.767	40.964		1:09.740		33.063		8	2:10.730	41.043		1:02.425		27.262	
3	3:19.586	1:05.523		1:33.445		40.618		9	2:11.246	41.284		1:02.675		27.287	
4	3:28.488	1:06.052		1:37.318		45.118		10	2:11.029	41.447		1:02.493		27.089	
5	2:14.182	41.471		1:05.299		27.412		11	2:10.484	41.253		1:02.267		26.964	
6	2:11.542	41.625		1:02.537		27.380									

15	Ralph Boschung, CHE ,							theoretical besttime: 2:10.329							
1	2:17.894	46.875		1:03.627		27.392		7	2:11.876	41.246		1:03.455		27.175	
2	2:24.486	41.063		1:10.285		33.138		8	2:10.984	41.199		1:02.404		27.381	
3	3:20.204	1:06.630		1:32.266		41.308		9	2:11.318	41.517		1:02.413		27.388	
4	3:26.896	1:05.661		1:37.188		44.047		10	2:10.807	41.459		1:02.149		27.199	
5	2:10.831	41.303		1:02.411		27.117		11	2:11.035	41.291		1:02.445		27.299	
6	2:11.364	41.593		1:02.517		27.254									

18	David Kolkmann, DEU ,							theoretical besttime: 2:10.613							
1	2:19.720	48.864		1:03.412		27.444		7	2:11.073	41.238		1:02.564		27.271	
2	2:24.913	45.301		1:06.753		32.859		8	2:11.256	41.130		1:02.795		27.331	
3	3:20.943	1:07.115		1:32.131		41.697		9	2:10.807	41.136		1:02.447		27.224	
4	3:25.401	1:05.241		1:37.425		42.735		10	2:10.879	41.291		1:02.541		27.047	
5	2:11.853	41.626		1:03.015		27.212		11	2:10.910	41.119		1:02.722		27.069	
6	2:11.508	41.735		1:02.462		27.311									

19	Igor Walilko, POL ,							theoretical besttime: 2:09.698							
1	2:18.555	46.802		1:04.104		27.649		7	2:10.028	40.964		1:02.099		26.965	
2	2:24.518	41.282		1:09.673		33.563		8	2:10.335	41.187		1:02.081		27.067	
3	3:20.245	1:06.502		1:32.170		41.573		9	2:10.861	41.508		1:02.338		27.015	
4	3:26.525	1:05.480		1:37.094		43.951		10	2:10.038	41.304		1:01.808		26.926	
5	2:10.681	41.398		1:02.238		27.045		11	2:10.311	41.257		1:01.958		27.096	
6	2:11.482	41.539		1:02.567		27.376									