

# ADAC GT Masters

## Results Race 1

Provisional



Slovakiaring, Length: 5922 m

Air temperature: 30.7°C

Track temperature: 47.5°C

Weather condition: Dry

Reg. Nr.: 44/2014

Saturday 9.8.2014 12:00

started : 25      classified : 23      not classified : 2

	Drivers	Team	Car	Laps	Total Time	Gap	Kph	Lap	Time	Kph
1	19 C.Hürtgen/D.Baumann	PIXUM Team Schubert	BMW Z4 GT3	28	<b>1:01:12.647</b>		162,5	4	2:03.401	172,8
2	20 M.Sandritter/J.Klingmann	PIXUM Team Schubert	BMW Z4 GT3	28	<b>1:01:13.284</b>	0.637	162,5	4	2:03.398	172,8
3	13 D.Jahn/S.Barth	RWT Racing Team	Corvette Z06.R GT3	28	<b>1:01:18.861</b>	6.214	162,3	3	2:03.357	172,8
4	1 A.Wirth/D.Keilwitz	Callaway Competition	Corvette Z06.R GT3	28	<b>1:01:19.369</b>	6.722	162,2	4	2:04.496	171,2
5	3 C.Engelhart/J.van Lagen	GW IT Racing Team Schütz Motors	Porsche 911 GT3 R	28	<b>1:01:20.051</b>	7.404	162,2	3	2:04.299	171,5
6	10 K.van der Linde/R.Rast	Prosperia C. Abt Racing	Audi R8 LMS ultra	28	<b>1:01:20.521</b>	7.874	162,2	27	2:04.432	171,3
7	23 M.Engel/J.Seyffarth	ROWE Racing	Mercedes-Benz SLS AMG GT3	28	<b>1:01:24.203</b>	11.556	162,0	3	2:04.708	171,0
8	24 A.von Thurn und Taxis/T.Enge	Reiter Engineering	Chevrolet Camaro GT	28	<b>1:01:25.802</b>	13.155	162,0	17	2:04.916	170,7
9	21 L.Ludwig/A.Day	BKK Mobil Oil Zakspeed	Mercedes-Benz SLS AMG GT3	28	<b>1:01:28.204</b>	15.557	161,9	4	2:04.602	171,1
10	2 P.Assenheimer/D.Alessi	Callaway Competition	Corvette Z06.R GT3	28	<b>1:01:29.202</b>	16.555	161,8	3	2:04.807	170,8
11	16 P.Geipel/R.Frey	YACO Racing	Audi R8 LMS ultra	28	<b>1:01:30.137</b>	17.490	161,8	3	2:04.946	170,6
12	32 T.Pivoda/G.Twaserer	GRT Grasser Racing Team	Lamborghini Gallardo FL2	28	<b>1:01:30.772</b>	18.125	161,7	25	2:05.500	169,9
13	6 P.Frommenwiler/S.Asch	Farnbacher Racing	Porsche 911 GT3 R	28	<b>1:01:33.055</b>	20.408	161,6	8	2:05.116	170,4
14	12 N.Mayr-Melnhof/M.Winkelhock	Prosperia C. Abt Racing	Audi R8 LMS ultra	28	<b>1:01:33.461</b>	20.814	161,6	16	2:05.541	169,8
15	5 N.Morcom/A.Riberas	Farnbacher Racing	Porsche 911 GT3 R	28	<b>1:01:34.003</b>	21.356	161,6	15	2:04.765	170,9
16	17 R.Lips(*G*)/L.Marionek	Callaway Competition	Corvette Z06.R GT3	28	<b>1:01:37.648</b>	25.001	161,4	3	2:04.963	170,6
17	100 F.Stoll/D.Dobitsch	kfzteile24 APR Motorsport	Audi R8 LMS ultra	28	<b>1:01:39.811</b>	27.164	161,3	5	2:06.000	169,2
18	7 H.Handlos(*G*)/R.Renauer	TONINO Team Herberth	Porsche 911 GT3 R	28	<b>1:01:40.631</b>	27.984	161,3	4	2:06.017	169,2
19	27 L.Stolz/M.Lauda	H.T.P. Motorsport	Mercedes-Benz SLS AMG GT3	28	<b>1:01:41.100</b>	28.453	161,3	4	2:04.158	171,7
20	11 F.Hamprecht/N.Thiim	Prosperia C. Abt Racing	Audi R8 LMS ultra	28	<b>1:01:42.190</b>	29.543	161,2	16	2:05.127	170,4
21	26 M.Buhk/M.Götz	H.T.P. Motorsport	Mercedes-Benz SLS AMG GT3	28	<b>1:01:48.678</b>	36.031	161,0	4	2:04.538	171,2
22	14 F.Spengler/M.Asmer	MRS GT-Racing	McLaren MP4-12C GT3	28	<b>1:01:56.494</b>	43.847	160,6	4	2:07.091	167,7
23	9 F.Scholze(*G*)/D.Jöst(*G*)	TONINO Team Herberth	Porsche 911 GT3 R	27	<b>1:02:27.657</b>	1 LAP	153,6	2	2:05.926	169,3
<b>not classified</b>										
	22 N.Bastian/J.Alguersuari	ROWE Racing	Mercedes-Benz SLS AMG GT3	17	<b>36:36.617</b>	11LAPS	165,0	4	2:04.387	171,4
	18 T.Seiler(*G*)/A.Simonsen	Callaway Competition	Corvette Z06.R GT3	5	<b>11:47.372</b>	23LAPS	150,7	4	2:06.515	168,5

Fastest lap of the race. Car 13 driver Jahn on lap 3. Time 2:03.357, average speed 172,8 km/h.


(\*G\*) marks the gentlemen driver

Subject to final scrutineering!

Publications Time:

Clerk of the course:

Time Keeping:



# ADAC GT Masters

## Lap chart Race 1

Provisional




Slovakiaring, Length: 5922 m

Saturday 9.8.2014 12:00

POS	1	2	3	4	5	6	7	8	9	10	11	12	13	14	15	16	17	18	19	20	21	22	23	24	25	26	27	28
LAP 1	13	19	20	27	3	22	1	23	26	21	10	16	6	24	7	9	100	18	32	14	11	12	5	2	17			
LAP 2	13	19	20	27	3	22	1	23	26	21	10	16	6	24	7	9	100	32	18	14	11	12	5	2	17			
LAP 3	13	19	20	27	3	22	1	23	26	21	10	16	6	24	7	9	32	100	18	11	14	5	12	2	17			
LAP 4	13	19	20	27	3	22	1	23	26	21	10	16	6	24	7	9	32	100	18	11	14	5	12	2	17			
LAP 5	13	19	20	27	3	22	1	23	26	21	10	16	6	24	7	9	32	100	11	14	12	5	2	17	.18			
LAP 6	13	19	20	27	3	22	1	23	26	21	10	16	6	24	7	32	100	9	11	5	12	14	2	17				
LAP 7	13	19	20	27	3	22	1	23	26	21	10	16	6	24	7	32	100	9	11	5	12	14	2	17				
LAP 8	13	19	20	27	3	22	1	23	26	21	10	16	6	24	32	7	100	9	11	5	12	14	2	17				
LAP 9	13	19	20	27	3	22	1	23	26	21	10	16	6	24	32	7	100	11	9	5	12	2	14	17				
LAP 10	13	19	20	27	3	22	1	23	26	21	10	16	6	24	32	7	100	11	9	5	12	2	14	17				
LAP 11	13	19	20	3	22	1	23	26	21	10	16	6	24	32	7	100	5	12	2	14	11	.27	9	17				
LAP 12	13	19	20	3	22	1	23	26	10	.21	6	.16	.24	100	.32	.7	12	.5	.2	14	.17	9	.11	27				
LAP 13	13	20	.19	22	.3	26	.1	.23	.10	6	100	12	.14	21	16	24	7	32	2	.9	27	5'	17'	11'				
LAP 14	13	.20	22	26	6.	100	.12	19	3	1	23	21	10	16	24	7	32	2	27	5'	14'	17'	11'	9'				
LAP 15	.13	.22	.26	.6	19	20	3	1	23	21	10	16	24	100	32	7	2	12	.27	5	14	17	11	9'				
LAP 16	19	20	13	3	1	22	26	23	21	10	16	6	24	100	32	2	12	7	5	14	17	11	27	9'				
LAP 17	19	20	13	3	1	22	26	23	21	10	16	24	6	100	32	2	12	7	5	14	17	11	27	9'				
LAP 18	19	20	13	3	1	26	23	10	21	16	24	6	100	2	32	12	7	5	14	17	11	27	9'					
LAP 19	19	20	13	3	1	26	23	10	21	16	24	6	100	2	32	12	7	5	14	17	11	27	9'					
LAP 20	19	20	13	3	1	26	23	10	21	16	24	6	100	2	32	12	7	5	14	17	11	27	.9'					
LAP 21	19	20	13	3	1	26	23	10	21	16	24	6	100	2	32	12	7	5	14	17	11	27	9'					
LAP 22	19	20	13	1	3	26	10	23	24	21	16	2	6	32	12	100	7	5	17	11	14	27	9'					
LAP 23	19	20	13	1	3	26	10	23	24	21	2	16	32	6	12	100	5	7	11	17	27	14	9'					
LAP 24	19	20	13	1	3	10	23	24	21	2	.26	16	32	6	12	5	100	7	17	11	27	14	9'					
LAP 25	19	20	13	1	3	10	23	24	21	2	16	32	6	12	5	100	7	17	11	27	14	26	9'					
LAP 26	19	20	13	1	3	10	23	24	21	2	16	32	6	12	5	100	7	17	27	11	14	26	9'					
LAP 27	19	20	13	1	3	10	23	24	21	2	16	32	6	12	5	17	100	7	27	11	14	26	9'					
LAP 28	19	20	13	1	3	10	23	24	21	2	16	32	6	12	5	17	100	7	27	11	26	14						

. - PIT STOP ' - LAP BEHIND



# ADAC GT Masters

## Lap Analysis Race 1



Provisional

Reg. Nr.: 44/2014

Saturday 9.8.2014 12:00

Slovakiaring, Length: 5922 m

Air temperature: 30.6°C

Track temperature: 47.6°C


Weather condition: Dry

Lap	Time	SE1	SP1	SE2	SP2	SE3	SP3	Lap	Time	SE1	SP1	SE2	SP2	SE3	SP3
<b>1</b>	Andreas Wirth, DEU/ Daniel Keilwitz, DEU							<b>theoretical besttime: 2:04.136</b>							
1	2:10.323	42.912		1:02.108		25.303		16	2:04.815	<b>37.662</b>		1:01.808		25.345	
2	2:05.294	37.975		1:01.952		25.367		17	2:05.003	37.888		1:01.738		25.377	
3	2:04.513	37.995		<b>1:01.259</b>		25.259		18	2:05.168	37.852		1:01.874		25.442	
4	<b>2:04.496</b>	37.825		1:01.341		25.330		19	2:13.765	38.142		1:06.696		28.927	
5	2:04.785	37.840		1:01.716		25.229		20	2:31.234	45.480		1:07.198		38.556	
6	2:04.502	37.690		1:01.545		25.267		21	3:22.064	1:03.159		1:38.693		40.212	
7	2:04.675	37.842		1:01.557		25.276		22	2:04.953	38.369		1:01.360		25.224	
8	2:04.853	37.958		1:01.564		25.331		23	2:04.922	37.892		1:01.654		25.376	
9	2:05.061	37.920		1:01.926		<b>25.215</b>		24	2:05.000	38.025		1:01.660		25.315	
10	2:04.992	38.060		1:01.688		25.244		25	2:05.014	37.903		1:01.823		25.288	
11	2:05.400	38.284		1:01.825		25.291		26	2:05.332	37.935		1:01.971		25.426	
12	2:05.598	37.950		1:02.163		25.485		27	2:05.736	38.094		1:02.211		25.431	
13	2:09.576	38.034		1:01.992		29.550		28	2:05.971	38.189		1:02.222		25.560	
14	3:01.422	1:34.138		1:01.927		25.357									
15	2:04.902	37.946		1:01.539		25.417									

<b>2</b>	Patrick Assenheimer, DEU/ Diego Alessi, ITA							<b>theoretical besttime: 2:04.155</b>							
1	2:43.534	43.317		1:16.327		43.890		16	2:04.977	37.724		1:01.933		25.320	
2	2:05.680	39.063		<b>1:01.251</b>		25.366		17	2:05.784	37.870		1:02.278		25.636	
3	<b>2:04.807</b>	37.848		1:01.635		25.324		18	2:05.415	37.905		1:02.202		25.308	
4	2:05.061	37.901		1:01.763		25.397		19	2:32.349	1:02.046		1:04.338		25.965	
5	2:05.612	37.964		1:02.132		25.516		20	2:10.088	40.002		1:04.298		25.788	
6	2:04.990	38.091		1:01.604		25.295		21	2:47.095	40.002		1:29.090		38.003	
7	2:05.054	37.900		1:01.818		25.336		22	2:06.885	38.107		1:03.427		25.351	
8	2:04.818	37.710		1:01.774		25.334		23	2:06.106	38.969		1:01.867		<b>25.270</b>	
9	2:06.090	38.135		1:02.654		25.301		24	2:04.960	37.731		1:01.874		25.355	
10	2:05.311	37.927		1:01.958		25.426		25	2:05.874	37.819		1:02.703		25.352	
11	2:06.512	37.880		1:02.871		25.761		26	2:06.712	37.983		1:03.251		25.478	
12	2:11.156	38.258		1:02.077		30.821		27	2:06.012	37.897		1:02.678		25.437	
13	3:01.779	1:34.193		1:02.068		25.518		28	2:06.113	37.851		1:02.869		25.393	
14	2:05.112	37.760		1:01.999		25.353									
15	2:05.316	<b>37.634</b>		1:02.024		25.658									

<b>3</b>	Christian Engelhart, DEU/ Jaap van Lagen, NLD							<b>theoretical besttime: 2:04.079</b>							
1	2:09.452	42.497		1:01.503		25.452		16	2:04.996	38.116		1:01.299		25.581	
2	2:05.232	38.376		1:01.355		25.501		17	2:05.073	38.184		1:01.280		25.609	
3	<b>2:04.299</b>	37.973		1:01.003		25.323		18	2:04.785	38.296		<b>1:01.001</b>		25.488	
4	2:04.429	<b>37.764</b>		1:01.228		25.437		19	2:15.635	38.707		1:07.415		29.513	
5	2:04.391	38.001		1:01.017		25.373		20	2:31.094	45.155		1:07.218		38.721	
6	2:04.424	37.838		1:01.112		25.474		21	3:22.516	1:03.101		1:38.624		40.791	
7	2:04.554	37.790		1:01.291		25.473		22	2:06.559	39.377		1:01.636		25.546	
8	2:04.439	37.909		1:01.156		25.374		23	2:04.581	38.021		1:01.136		25.424	
9	2:04.412	37.842		1:01.256		<b>25.314</b>		24	2:04.839	38.121		1:01.253		25.465	
10	2:04.870	38.031		1:01.430		25.409		25	2:05.252	38.112		1:01.585		25.555	
11	2:05.395	38.167		1:01.636		25.592		26	2:05.303	38.139		1:01.599		25.565	
12	2:05.288	38.055		1:01.667		25.566		27	2:05.160	38.096		1:01.606		25.458	
13	2:08.095	38.136		1:01.791		28.168		28	2:05.956	38.195		1:02.111		25.650	
14	3:03.274	1:35.632		1:02.020		25.622									
15	2:05.748	38.667		1:01.572		25.509									

<b>5</b>	Nathan Morcom, AUS/ Alex Riberas, ESP							<b>theoretical besttime: 2:04.536</b>							
1	2:18.103	44.756		1:07.365		25.982		16	2:04.858	37.884		1:01.265		25.709	
2	2:07.467	39.451		1:02.396		25.620		17	2:04.791	<b>37.849</b>		1:01.305		25.637	
3	2:07.215	38.458		1:03.006		25.751		18	2:13.473	38.021		1:02.779		32.673	
4	2:07.136	38.468		1:02.824		25.844		19	2:26.719	48.125		1:11.083		27.511	
5	2:07.832	38.344		1:03.772		25.716		20	2:11.578	41.440		1:03.954		26.184	
6	2:07.068	38.667		1:02.678		25.723		21	2:27.744	38.505		1:11.851		37.388	
7	2:05.861	38.205		1:01.952		25.704		22	2:07.079	38.789		1:02.443		25.847	
8	2:06.194	38.294		1:02.240		25.660		23	2:07.166	38.950		1:02.717		<b>25.499</b>	



# ADAC GT Masters

## Lap Analysis Race 1



Provisional

Reg. Nr.: 44/2014

Saturday 9.8.2014 12:00

Slovakiaring, Length: 5922 m

Air temperature: 30.6°C

Track temperature: 47.6°C

Weather condition: Dry

Lap	Time	SE1	SP1	SE2	SP2	SE3	SP3	Lap	Time	SE1	SP1	SE2	SP2	SE3	SP3
9	2:06.609	38.359		1:02.495		25.755		24	2:07.015	38.803		1:02.515		25.697	
10	2:06.974	38.466		1:02.610		25.898		25	2:05.345	37.982		1:01.602		25.761	
11	2:08.363	38.459		1:03.388		26.516		26	2:05.962	38.437		1:01.850		25.675	
12	2:11.987	38.662		1:02.590		30.735		27	2:05.821	38.306		1:01.963		25.552	
13	3:27.806	2:00.199		1:01.632		25.975		28	2:06.887	38.823		1:02.161		25.903	
14	2:06.185	38.779		1:01.742		25.664									
15	<b>2:04.765</b>	38.025		<b>1:01.188</b>		25.552									

### 6 Philipp Frommenwiler, CHE/ Sebastian Asch, DEU

theoretical besttime: **2:04.785**

1	2:13.421	43.476		1:04.367		25.578		16	3:03.511	1:35.257		1:02.538		25.716	
2	2:05.806	38.629		1:01.624		25.553		17	2:06.442	38.580		1:02.122		25.740	
3	2:05.479	38.680		1:01.390		<b>25.409</b>		18	2:05.908	38.305		1:02.031		25.572	
4	2:05.152	38.270		<b>1:01.302</b>		25.580		19	2:10.211	38.871		1:05.160		26.180	
5	2:05.543	38.276		1:01.670		25.597		20	2:21.708	40.825		1:06.202		34.681	
6	2:05.711	38.381		1:01.614		25.716		21	3:18.637	1:04.667		1:35.247		38.723	
7	2:05.206	38.244		1:01.472		25.490		22	2:08.226	38.651		1:03.416		26.159	
8	<b>2:05.116</b>	38.161		1:01.410		25.545		23	2:07.593	39.315		1:02.694		25.584	
9	2:05.393	38.147		1:01.743		25.503		24	2:06.728	38.128		1:03.073		25.527	
10	2:06.245	38.438		1:02.160		25.647		25	2:06.117	38.168		1:02.187		25.762	
11	2:07.193	38.303		1:03.238		25.652		26	2:06.076	38.079		1:02.276		25.721	
12	2:06.284	38.429		1:02.118		25.737		27	2:05.924	<b>38.074</b>		1:02.235		25.615	
13	2:05.707	38.293		1:01.844		25.570		28	2:06.636	38.338		1:02.582		25.716	
14	2:06.171	38.135		1:02.317		25.719									
15	2:10.911	38.241		1:02.140		30.530									

### 7 Herbert Handlos, AUT/ Robert Renauer, DEU


theoretical besttime: **2:05.766**

1	2:14.643	45.270		1:03.663		25.710		16	2:08.946	39.110		1:03.803		26.033	
2	2:06.204	38.586		1:01.978		25.640		17	2:07.694	38.850		1:02.908		25.936	
3	2:06.159	38.632		<b>1:01.890</b>		<b>25.637</b>		18	2:09.223	39.121		1:03.327		26.775	
4	<b>2:06.017</b>	<b>38.239</b>		1:02.017		25.761		19	2:34.077	1:00.322		1:07.388		26.367	
5	2:06.509	38.618		1:02.162		25.729		20	2:08.690	39.220		1:03.505		25.965	
6	2:07.335	38.754		1:02.675		25.906		21	2:39.159	38.627		1:22.918		37.614	
7	2:07.155	38.820		1:02.530		25.805		22	2:07.132	38.610		1:02.610		25.912	
8	2:07.759	38.545		1:02.792		26.422		23	2:08.341	39.113		1:03.469		25.759	
9	2:07.147	38.845		1:02.511		25.791		24	2:06.897	38.461		1:02.670		25.766	
10	2:07.122	38.602		1:02.681		25.839		25	2:07.063	38.621		1:02.606		25.836	
11	2:07.346	38.667		1:02.798		25.881		26	2:06.733	38.455		1:02.498		25.780	
12	2:11.934	38.522		1:03.204		30.208		27	2:08.613	39.735		1:03.138		25.740	
13	3:08.040	1:38.352		1:03.707		25.981		28	2:07.417	38.638		1:02.920		25.859	
14	2:08.173	38.918		1:03.199		26.056									
15	2:09.103	40.019		1:03.036		26.048									

### 9 Florian Scholze, DEU/ Dominic Jöst, DEU

theoretical besttime: **2:05.553**

1	2:15.572	45.514		1:03.982		26.076		15	2:08.073	38.890		1:03.294		25.889	
2	<b>2:05.926</b>	38.297		<b>1:01.770</b>		25.859		16	2:06.614	39.082		1:01.852		25.680	
3	2:06.477	38.484		1:02.335		<b>25.658</b>		17	2:06.120	38.344		1:02.023		25.753	
4	2:05.985	38.191		1:02.120		25.674		18	2:17.091	38.658		1:08.325		30.108	
5	2:06.125	<b>38.125</b>		1:02.149		25.851		19	2:32.471	45.876		1:06.361		40.234	
6	2:08.852	40.380		1:02.470		26.002		20	3:27.147	1:02.655		1:39.073		45.419	
7	2:06.684	38.443		1:02.487		25.754		21	2:58.930	1:30.064		1:02.700		26.166	
8	2:06.980	38.591		1:02.547		25.842		22	2:06.461	38.460		1:02.150		25.851	
9	2:08.407	38.937		1:03.678		25.792		23	2:06.687	38.426		1:02.306		25.955	
10	2:06.689	38.394		1:02.459		25.836		24	2:07.100	38.342		1:02.747		26.011	
11	2:42.687	38.545		1:02.806		1:01.336		25	2:07.134	38.555		1:02.604		25.975	
12	2:35.421	40.418		1:28.702		26.301		26	2:07.425	38.676		1:02.962		25.787	
13	2:16.532	39.727		1:03.581		33.224		27	2:07.744	38.781		1:03.009		25.954	
14	3:16.323	1:47.955		1:02.520		25.848									



# ADAC GT Masters

## Lap Analysis Race 1



Provisional

Reg. Nr.: 44/2014

Saturday 9.8.2014 12:00

Slovakiaring, Length: 5922 m

Air temperature: 30.6°C

Track temperature: 47.6°C


Weather condition: Dry

Lap	Time	SE1	SP1	SE2	SP2	SE3	SP3	Lap	Time	SE1	SP1	SE2	SP2	SE3	SP3
<b>10 Kelvin van der Linde, ZAF/ Rene Rast, DEU</b>								<b>theoretical besttime: 2:04.391</b>							
1	2:12.854	43.966		1:03.194		25.694		16	2:05.037	38.022		1:01.427		25.588	
2	2:05.321	38.024		1:01.783		25.514		17	2:05.114	37.898		1:01.574		25.642	
3	2:04.801	37.920		1:01.410		25.471		18	2:05.435	37.955		1:01.837		25.643	
4	2:05.015	38.024		1:01.345		25.646		19	2:12.089	40.225		1:04.998		26.866	
5	2:05.072	38.152		1:01.369		25.551		20	2:24.787	42.553		1:07.561		34.673	
6	2:04.833	37.958		1:01.316		25.559		21	3:20.531	1:05.250		1:36.269		39.012	
7	2:05.483	<b>37.796</b>		1:02.065		25.622		22	2:06.994	39.179		1:02.116		25.699	
8	2:05.468	37.981		1:01.812		25.675		23	2:05.526	38.277		1:01.768		25.481	
9	2:05.265	38.250		1:01.422		25.593		24	2:05.478	38.022		1:01.874		25.582	
10	2:05.454	38.102		1:01.725		25.627		25	2:04.779	37.905		1:01.300		25.574	
11	2:05.638	38.161		1:01.740		25.737		26	2:04.594	37.860		<b>1:01.127</b>		25.607	
12	2:06.239	38.197		1:02.255		25.787		<b>27</b>	<b>2:04.432</b>	37.834		1:01.130		<b>25.468</b>	
13	2:09.156	38.141		1:01.478		29.537		28	2:05.177	37.978		1:01.537		25.662	
14	3:04.509	1:36.841		1:02.004		25.664									
15	2:05.440	38.130		1:01.588		25.722									

<b>11 Fabian Hamprecht, DEU/ Nicki Thiim, DNK</b>								<b>theoretical besttime: 2:04.940</b>							
1	2:17.454	46.168		1:05.196		26.090		<b>16</b>	<b>2:05.127</b>	<b>38.243</b>		1:01.072		25.812	
2	2:07.297	38.728		1:02.780		25.789		17	2:05.445	38.329		1:01.256		25.860	
3	2:06.514	38.430		1:02.388		25.696		18	2:11.696	38.432		1:06.344		26.920	
4	2:05.960	38.378		1:01.874		25.708		19	2:09.906	39.341		1:03.753		26.812	
5	2:05.839	38.447		1:01.731		<b>25.661</b>		20	2:09.695	40.335		1:03.534		25.826	
6	2:06.261	38.385		1:01.940		25.936		21	2:06.161	38.438		1:01.448		26.275	
7	2:06.742	38.471		1:02.452		25.819		22	2:06.409	39.003		1:01.648		25.758	
8	2:06.891	38.433		1:02.546		25.912		23	2:07.327	38.623		1:02.801		25.903	
9	2:07.146	38.889		1:02.332		25.925		24	2:07.606	38.984		1:02.839		25.783	
10	2:07.172	38.578		1:02.611		25.983		25	2:06.901	38.541		1:02.587		25.773	
11	2:42.709	38.536		1:02.918		1:01.255		26	2:07.497	38.381		1:02.959		26.157	
12	2:46.802	40.584		1:35.351		30.867		27	2:07.671	38.563		1:03.294		25.814	
13	3:04.895	1:37.238		1:01.746		25.911		28	2:08.307	38.447		1:03.426		26.434	
14	2:05.618	38.418		1:01.359		25.841									
15	2:05.142	38.266		<b>1:01.036</b>		25.840									

<b>12 Nikolaus Mayr-Melnhof, AUT/ Markus Winkelhock, DEU</b>								<b>theoretical besttime: 2:05.333</b>							
1	2:17.805	46.992		1:04.834		25.979		<b>16</b>	<b>2:05.541</b>	38.247		1:01.708		<b>25.586</b>	
2	2:07.331	39.163		1:02.527		25.641		17	2:05.561	38.151		1:01.747		25.663	
3	2:08.046	38.386		1:03.343		26.317		18	2:05.859	<b>38.082</b>		1:02.117		25.660	
4	2:07.030	38.463		1:02.786		25.781		19	2:40.582	1:06.778		1:07.427		26.377	
5	2:06.998	38.547		1:02.660		25.791		20	2:07.451	39.469		1:02.367		25.615	
6	2:08.275	38.753		1:03.633		25.889		21	2:40.628	38.666		1:24.333		37.629	
7	2:06.036	38.500		1:01.753		25.783		22	2:07.291	38.426		1:02.926		25.939	
8	2:06.661	38.408		1:01.800		26.453		23	2:07.183	38.615		1:02.813		25.755	
9	2:06.184	38.309		1:02.095		25.780		24	2:06.564	38.404		1:02.562		25.598	
10	2:06.485	38.459		1:02.055		25.971		25	2:06.233	38.408		1:02.034		25.791	
11	2:08.231	38.527		1:03.150		26.554		26	2:05.943	38.323		1:01.853		25.767	
12	2:07.439	38.688		1:02.666		26.085		27	2:05.893	38.281		1:01.919		25.693	
13	2:06.335	38.353		1:02.100		25.882		28	2:06.777	38.610		1:02.358		25.809	
14	2:12.217	38.668		1:02.656		30.893									
15	3:06.882	1:39.467		<b>1:01.665</b>		25.750									

<b>13 David Jahn, DEU/ Sven Barth, DEU</b>								<b>theoretical besttime: 2:03.348</b>							
1	2:06.762	40.545		1:01.098		25.119		16	3:03.913	1:36.170		1:02.065		25.678	
2	2:03.546	37.586		1:00.749		25.211		17	2:05.078	37.741		1:01.909		25.428	
3	<b>2:03.357</b>	<b>37.462</b>		<b>1:00.733</b>		25.162		18	2:05.882	38.227		1:02.084		25.571	
4	2:03.663	37.465		1:01.045		<b>25.153</b>		19	2:17.768	38.152		1:09.664		29.952	
5	2:03.632	37.511		1:00.963		25.158		20	2:32.521	45.507		1:06.318		40.696	
6	2:04.154	37.599		1:01.244		25.311		21	3:22.512	1:02.485		1:39.245		40.782	
7	2:04.256	37.589		1:01.370		25.297		22	2:05.721	38.420		1:01.818		25.483	
8	2:04.488	37.549		1:01.598		25.341		23	2:04.958	37.684		1:01.877		25.397	



# ADAC GT Masters

## Lap Analysis Race 1



Provisional

Reg. Nr.: 44/2014

Saturday 9.8.2014 12:00

Slovakiaring, Length: 5922 m

Air temperature: 30.6°C

Track temperature: 47.6°C

Weather condition: Dry

Lap	Time	SE1	SP1	SE2	SP2	SE3	SP3	Lap	Time	SE1	SP1	SE2	SP2	SE3	SP3
9	2:04.595	37.555		1:01.665		25.375		24	2:05.134	37.830		1:01.931		25.373	
10	2:04.625	37.648		1:01.643		25.334		25	2:05.214	37.786		1:01.916		25.512	
11	2:04.579	37.753		1:01.465		25.361		26	2:05.390	37.789		1:01.982		25.619	
12	2:05.185	37.682		1:01.990		25.513		27	2:05.837	38.034		1:02.242		25.561	
13	2:05.329	37.803		1:02.117		25.409		28	2:05.646	38.003		1:02.019		25.624	
14	2:05.245	37.642		1:02.177		25.426									
15	2:09.871	37.843		1:02.324		29.704									

### 14 Florian Spengler, DEU/ Marko Asmer, EST

theoretical besttime: 2:06.735

1	2:17.148	45.867		1:04.117		27.164		16	2:07.995	38.838		1:03.266		25.891	
2	2:07.209	38.943		<b>1:02.629</b>		<b>25.637</b>		17	2:07.839	38.796		1:03.045		25.998	
3	2:07.959	38.644		1:03.538		25.777		18	2:11.100	39.284		1:04.926		26.890	
4	<b>2:07.091</b>	38.638		1:02.750		25.703		19	2:18.994	42.663		1:09.630		26.701	
5	2:07.361	<b>38.469</b>		1:03.037		25.855		20	2:11.579	39.806		1:05.465		26.308	
6	2:16.819	38.876		1:12.025		25.918		21	2:24.693	39.315		1:07.624		37.754	
7	2:07.437	38.612		1:03.033		25.792		22	2:09.670	39.840		1:03.733		26.097	
8	2:07.541	38.714		1:02.940		25.887		23	2:08.774	39.311		1:03.531		25.932	
9	2:07.659	38.666		1:02.917		26.076		24	2:07.725	38.692		1:03.111		25.922	
10	2:08.502	38.821		1:03.914		25.767		25	2:09.581	38.667		1:04.917		25.997	
11	2:09.008	38.815		1:03.856		26.337		26	2:07.345	38.536		1:02.953		25.856	
12	2:08.275	38.606		1:03.694		25.975		27	2:07.418	38.493		1:03.102		25.823	
13	2:13.319	38.619		1:03.378		31.322		28	2:16.354	38.570		1:07.857		29.927	
14	3:13.337	1:42.474		1:04.598		26.265									
15	2:08.762	38.926		1:03.806		26.030									

### 16 Philip Geipel, DEU/ Rahel Frey, CHE

theoretical besttime: 2:04.879


1	2:13.120	43.759		1:03.669		25.692		16	2:05.637	38.064		1:01.850		25.723	
2	2:05.654	38.341		1:01.674		25.639		17	2:05.663	38.234		1:01.802		25.627	
3	<b>2:04.946</b>	<b>37.868</b>		1:01.561		<b>25.517</b>		18	2:05.821	38.154		1:02.064		25.603	
4	2:05.204	37.991		1:01.656		25.557		19	2:12.016	39.465		1:06.197		26.354	
5	2:05.432	38.124		1:01.695		25.613		20	2:21.816	40.269		1:07.218		34.329	
6	2:05.390	37.970		1:01.702		25.718		21	3:18.819	1:04.260		1:35.486		39.073	
7	2:05.302	38.119		<b>1:01.494</b>		25.689		22	2:08.607	39.693		1:03.261		25.653	
8	2:05.438	38.097		1:01.741		25.600		23	2:07.432	39.895		1:01.955		25.582	
9	2:05.573	37.976		1:01.934		25.663		24	2:05.836	38.218		1:01.949		25.669	
10	2:05.539	38.016		1:01.808		25.715		25	2:05.822	38.110		1:02.102		25.610	
11	2:06.275	38.355		1:02.262		25.658		26	2:05.834	37.937		1:02.251		25.646	
12	2:10.253	38.076		1:02.342		29.835		27	2:06.203	38.071		1:02.329		25.803	
13	3:03.805	1:35.551		1:02.603		25.651		28	2:06.003	38.078		1:02.240		25.685	
14	2:06.361	38.218		1:02.352		25.791									
15	2:06.336	38.209		1:02.320		25.807									

### 17 Remo Lips, CHE/ Lennart Marioneck, DEU

theoretical besttime: 2:04.715

1	3:04.258	1:37.003		1:01.839		25.416		16	2:05.753	37.968		1:02.194		25.591	
2	2:05.006	38.179		<b>1:01.576</b>		<b>25.251</b>		17	2:05.526	37.989		1:02.166		25.371	
3	<b>2:04.963</b>	38.002		1:01.646		25.315		18	2:06.635	38.068		1:02.824		25.743	
4	2:05.503	38.040		1:02.089		25.374		19	2:18.783	42.451		1:09.496		26.836	
5	2:05.172	37.909		1:01.875		25.388		20	2:11.241	39.780		1:05.606		25.855	
6	2:05.096	37.898		1:01.825		25.373		21	2:24.457	39.279		1:07.588		37.590	
7	2:05.135	<b>37.888</b>		1:01.855		25.392		22	2:06.312	38.480		1:02.328		25.504	
8	2:05.573	37.983		1:02.001		25.589		23	2:08.300	38.678		1:03.860		25.762	
9	2:06.172	38.052		1:02.426		25.694		24	2:06.796	38.290		1:02.940		25.566	
10	2:05.986	38.001		1:02.426		25.559		25	2:06.939	38.676		1:02.657		25.606	
11	2:16.971	38.010		1:12.865		26.096		26	2:06.831	38.593		1:02.705		25.533	
12	2:12.883	38.436		1:04.618		29.829		27	2:06.458	38.471		1:02.671		25.316	
13	3:03.035	1:34.751		1:02.675		25.609		28	2:06.118	38.121		1:02.508		25.489	
14	2:05.910	38.211		1:02.318		25.381									
15	2:05.836	38.300		1:02.103		25.433									





# ADAC GT Masters

## Lap Analysis Race 1



Provisional

Reg. Nr.: 44/2014

Saturday 9.8.2014 12:00

Slovakiaring, Length: 5922 m

Air temperature: 30.6°C

Track temperature: 47.6°C


Weather condition: Dry

Lap	Time	SE1	SP1	SE2	SP2	SE3	SP3	Lap	Time	SE1	SP1	SE2	SP2	SE3	SP3
<b>18</b>	Toni Seiler, CHE/ Andreas Simonsen, SWE							<b>theoretical besttime: 2:05.812</b>							
1	2:16.431	46.229		1:04.442		25.760		<b>4</b>	<b>2:06.515</b>	38.696		<b>1:02.164</b>		25.655	
2	2:07.206	38.780		1:02.935		<b>25.491</b>		5	3:10.472	39.393		-			
3	2:06.748	<b>38.157</b>		1:02.965		25.626									

Lap	Time	SE1	SP1	SE2	SP2	SE3	SP3	Lap	Time	SE1	SP1	SE2	SP2	SE3	SP3
<b>19</b>	Claudia Hürtgen, DEU/ Dominik Baumann, AUT							<b>theoretical besttime: 2:03.198</b>							
1	2:07.500	40.995		1:01.358		25.147		16	2:04.274	37.827		1:01.099		25.348	
2	2:03.810	37.940		1:00.774		25.096		17	2:04.594	37.902		1:01.257		25.435	
3	2:03.831	37.968		1:00.773		<b>25.090</b>		18	2:04.894	37.878		1:01.543		25.473	
4	<b>2:03.401</b>	<b>37.412</b>		<b>1:00.696</b>		25.293		19	2:21.312	38.112		1:13.698		29.502	
5	2:03.733	37.720		1:00.782		25.231		20	2:33.049	45.883		1:06.943		40.223	
6	2:03.894	37.849		1:00.755		25.290		21	3:22.487	1:02.574		1:39.251		40.662	
7	2:03.826	37.677		1:00.972		25.177		22	2:04.151	37.976		1:00.879		25.296	
8	2:04.436	37.733		1:01.392		25.311		23	2:04.496	37.828		1:01.339		25.329	
9	2:04.654	37.748		1:01.568		25.338		24	2:04.108	37.784		1:01.115		25.209	
10	2:04.778	37.862		1:01.589		25.327		25	2:05.098	37.865		1:01.886		25.347	
11	2:04.802	37.896		1:01.541		25.365		26	2:04.413	37.836		1:01.241		25.336	
12	2:04.931	37.741		1:01.758		25.432		27	2:04.942	38.128		1:01.454		25.360	
13	2:09.245	37.980		1:01.956		29.309		28	2:06.039	38.486		1:02.050		25.503	
14	3:01.407	1:34.944		1:01.215		25.248									
15	2:04.542	37.955		1:01.239		25.348									

Lap	Time	SE1	SP1	SE2	SP2	SE3	SP3	Lap	Time	SE1	SP1	SE2	SP2	SE3	SP3
<b>20</b>	Max Sandritter, DEU/ Jens Klingmann, DEU							<b>theoretical besttime: 2:03.223</b>							
1	2:07.786	41.422		1:01.234		25.130		16	2:05.152	38.341		1:01.460		25.351	
2	2:04.030	37.945		1:00.892		25.193		17	2:04.604	37.921		1:01.202		25.481	
3	2:03.730	<b>37.505</b>		1:01.157		<b>25.068</b>		18	2:04.465	37.805		1:01.240		25.420	
4	<b>2:03.398</b>	37.532		<b>1:00.650</b>		25.216		19	2:20.615	38.103		1:12.558		29.954	
5	2:03.798	37.718		1:00.842		25.238		20	2:32.719	45.894		1:06.124		40.701	
6	2:03.909	37.777		1:00.917		25.215		21	3:22.223	1:02.715		1:39.162		40.346	
7	2:03.993	37.758		1:00.927		25.308		22	2:04.842	38.224		1:01.089		25.529	
8	2:04.271	37.676		1:01.143		25.452		23	2:04.613	38.004		1:01.205		25.404	
9	2:04.542	37.786		1:01.454		25.302		24	2:04.749	38.102		1:01.235		25.412	
10	2:04.730	37.952		1:01.504		25.274		25	2:04.692	37.982		1:01.340		25.370	
11	2:04.949	37.927		1:01.575		25.447		26	2:04.571	37.879		1:01.334		25.358	
12	2:04.937	37.812		1:01.687		25.438		27	2:04.655	37.961		1:01.261		25.433	
13	2:05.330	37.860		1:01.973		25.497		28	2:05.227	38.120		1:01.630		25.477	
14	2:08.265	37.688		1:01.565		29.012									
15	3:02.489	1:35.741		1:01.384		25.364									

Lap	Time	SE1	SP1	SE2	SP2	SE3	SP3	Lap	Time	SE1	SP1	SE2	SP2	SE3	SP3
<b>21</b>	Luca Ludwig, DEU/ Alon Day, ISR							<b>theoretical besttime: 2:04.517</b>							
1	2:12.083	43.206		1:03.367		25.510		16	2:05.484	37.976		1:01.884		25.624	
2	2:05.633	38.134		1:02.050		25.449		17	2:05.901	38.079		1:02.125		25.697	
3	2:04.859	37.947		1:01.474		25.438		18	2:06.492	38.062		1:02.491		25.939	
4	<b>2:04.602</b>	37.804		<b>1:01.431</b>		<b>25.367</b>		19	2:14.019	41.468		1:05.355		27.196	
5	2:05.131	37.893		1:01.835		25.403		20	2:24.132	41.801		1:07.806		34.525	
6	2:05.123	37.832		1:01.698		25.593		21	3:19.537	1:04.618		1:35.769		39.150	
7	2:05.366	37.850		1:02.030		25.486		22	2:08.521	39.167		1:03.754		25.600	
8	2:04.987	<b>37.719</b>		1:01.684		25.584		23	2:05.728	37.967		1:02.265		25.496	
9	2:05.307	37.824		1:01.884		25.599		24	2:05.705	37.981		1:02.287		25.437	
10	2:05.614	37.944		1:02.020		25.650		25	2:06.033	38.215		1:02.280		25.538	
11	2:05.540	37.864		1:02.036		25.640		26	2:06.596	38.024		1:02.986		25.586	
12	2:09.885	37.955		1:02.249		29.681		27	2:05.553	37.856		1:02.159		25.538	
13	3:02.615	1:34.983		1:01.939		25.693		28	2:06.051	38.065		1:02.300		25.686	
14	2:05.787	38.156		1:01.931		25.700									
15	2:05.920	37.961		1:02.217		25.742									



# ADAC GT Masters

## Lap Analysis Race 1



Provisional

Reg. Nr.: 44/2014

Saturday 9.8.2014 12:00

Slovakiaring, Length: 5922 m

Air temperature: 30.6°C

Track temperature: 47.6°C

Weather condition: Dry

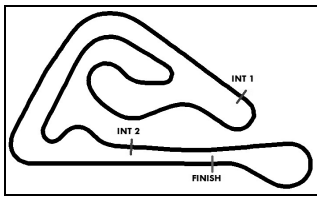
Lap	Time	SE1	SP1	SE2	SP2	SE3	SP3	Lap	Time	SE1	SP1	SE2	SP2	SE3	SP3
<b>22</b>	Nico Bastian, DEU/ Jaime Alguersuari, ESP							<b>theoretical besttime: 2:04.268</b>							
1	2:09.834	42.681		1:01.848		25.305		10	2:05.115	37.789		1:01.782		25.544	
2	2:05.224	38.393		1:01.375		25.456		11	2:05.519	38.306		1:01.620		25.593	
3	2:04.542	37.848		<b>1:01.350</b>		<b>25.344</b>		12	2:05.228	37.723		1:01.923		25.582	
4	<b>2:04.387</b>	<b>37.574</b>		1:01.391		25.422		13	2:05.338	37.737		1:01.917		25.684	
5	2:04.683	37.842		1:01.413		25.428		14	2:05.205	37.685		1:01.997		25.523	
6	2:04.634	37.661		1:01.356		25.617		15	2:09.962	37.928		1:01.906		30.128	
7	2:04.548	37.624		1:01.461		25.463		16	3:05.867	1:37.217		1:02.857		25.793	
8	2:04.715	37.732		1:01.535		25.448		17	2:06.590	38.167		1:02.579		25.844	
9	2:05.226	37.724		1:01.976		25.526									

Lap	Time	SE1	SP1	SE2	SP2	SE3	SP3	Lap	Time	SE1	SP1	SE2	SP2	SE3	SP3
<b>23</b>	Maro Engel, DEU/ Jan Seyffarth, DEU							<b>theoretical besttime: 2:04.579</b>							
1	2:10.820	43.193		1:02.204		25.423		16	2:06.017	38.135		1:02.251		25.631	
2	2:05.410	37.991		1:01.832		25.587		17	2:05.870	38.206		1:01.983		25.681	
3	<b>2:04.708</b>	37.791		1:01.574		<b>25.343</b>		18	2:07.301	38.422		1:03.262		25.617	
4	2:04.714	37.768		1:01.580		25.366		19	2:11.979	40.117		1:04.982		26.880	
5	2:04.883	37.738		1:01.738		25.407		20	2:25.534	42.021		1:06.666		36.847	
6	2:04.968	<b>37.674</b>		1:01.759		25.535		21	3:21.187	1:04.768		1:36.723		39.696	
7	2:04.712	37.759		<b>1:01.562</b>		25.391		22	2:07.695	39.136		1:03.032		25.527	
8	2:05.493	38.027		1:01.880		25.586		23	2:05.550	38.135		1:01.830		25.585	
9	2:05.194	37.901		1:01.772		25.521		24	2:05.559	38.068		1:01.902		25.589	
10	2:05.400	37.974		1:01.966		25.460		25	2:05.265	37.893		1:01.783		25.589	
11	2:05.921	38.063		1:02.321		25.537		26	2:05.315	37.887		1:01.754		25.674	
12	2:05.492	37.876		1:01.997		25.619		27	2:05.459	37.932		1:01.934		25.593	
13	2:09.768	37.846		1:02.263		29.659		28	2:05.997	38.101		1:02.093		25.803	
14	3:02.749	1:35.325		1:01.819		25.605									
15	2:05.243	37.868		1:01.794		25.581									

Lap	Time	SE1	SP1	SE2	SP2	SE3	SP3	Lap	Time	SE1	SP1	SE2	SP2	SE3	SP3
<b>24</b>	Albert von Thurn und Taxis, DEU/ Tomas Enge, CZE							<b>theoretical besttime: 2:04.538</b>							
1	2:13.988	44.335		1:03.987		25.666		16	2:05.703	<b>37.645</b>		1:02.670		25.388	
2	2:05.653	38.399		1:02.126		<b>25.128</b>		<b>17</b>	<b>2:04.916</b>	37.652		1:01.831		25.433	
3	2:06.033	38.464		1:02.403		25.166		18	2:05.157	37.717		1:02.034		25.406	
4	2:05.381	37.728		1:02.388		25.265		19	2:11.697	39.920		1:05.628		26.149	
5	2:05.714	37.814		1:02.505		25.395		20	2:21.442	40.628		1:06.480		34.334	
6	2:05.609	37.912		1:02.395		25.302		21	3:18.630	1:04.674		1:35.299		38.657	
7	2:05.282	37.826		1:02.202		25.254		22	2:06.595	38.725		1:02.531		25.339	
8	2:05.805	37.827		1:02.558		25.420		23	2:05.751	37.955		1:02.514		25.282	
9	2:05.476	38.042		1:02.204		25.230		24	2:05.510	37.889		1:02.289		25.332	
10	2:05.654	37.884		1:02.509		25.261		25	2:05.525	38.012		1:02.211		25.302	
11	2:06.186	37.828		1:02.761		25.597		26	2:05.986	37.867		1:02.768		25.351	
12	2:11.135	38.193		1:03.170		29.772		27	2:05.650	37.791		1:02.415		25.444	
13	3:05.030	1:37.184		1:02.539		25.307		28	2:05.857	37.959		1:02.521		25.377	
14	2:05.405	38.009		1:01.991		25.405									
15	2:05.032	37.899		<b>1:01.765</b>		25.368									

Lap	Time	SE1	SP1	SE2	SP2	SE3	SP3	Lap	Time	SE1	SP1	SE2	SP2	SE3	SP3
<b>26</b>	Maximilian Buhk, DEU/ Maximilian Götz, DEU							<b>theoretical besttime: 2:04.360</b>							
1	2:11.503	43.543		1:02.624		25.336		16	3:02.345	1:34.568		1:02.320		25.457	
2	2:05.658	38.670		1:01.693		25.295		17	2:06.027	38.185		1:02.129		25.713	
3	2:04.725	37.978		<b>1:01.498</b>		<b>25.249</b>		18	2:06.776	38.031		1:03.230		25.515	
4	<b>2:04.538</b>	<b>37.613</b>		1:01.573		25.352		19	2:09.911	38.954		1:04.690		26.267	
5	2:04.950	37.923		1:01.662		25.365		20	2:27.823	43.197		1:07.298		37.328	
6	2:05.037	37.826		1:01.798		25.413		21	3:21.331	1:04.085		1:37.396		39.850	
7	2:05.050	37.803		1:01.973		25.274		22	2:07.431	39.559		1:02.330		25.542	
8	2:04.877	37.786		1:01.648		25.443		23	2:05.566	38.083		1:02.037		25.446	
9	2:05.145	37.840		1:01.976		25.329		24	2:09.724	37.854		1:02.046		29.824	
10	2:05.479	37.911		1:02.256		25.312		25	2:23.898	54.696		1:03.713		25.489	
11	2:05.810	38.601		1:01.772		25.437		26	2:05.643	37.810		1:02.349		25.484	
12	2:05.709	38.074		1:02.177		25.458		27	2:05.939	38.002		1:02.465		25.472	
13	2:05.434	38.049		1:01.887		25.498		28	2:07.714	38.428		1:03.329		25.957	
14	2:05.109	37.759		1:01.966		25.384									





# ADAC GT Masters

## Lap Analysis Race 1



Provisional

Reg. Nr.: 44/2014

Saturday 9.8.2014 12:00

Slovakiaring, Length: 5922 m

Air temperature: 30.6°C

Track temperature: 47.6°C

Weather condition: Dry

Lap	Time	SE1	SP1	SE2	SP2	SE3	SP3	Lap	Time	SE1	SP1	SE2	SP2	SE3	SP3
15	2:09.526	37.660		1:02.138		29.728									

### 27 Luca Stolz, DEU/ Mathias Lauda, AUT

**theoretical besttime: 2:04.100**

1	2:08.996	42.242		1:01.478		25.276		16	3:03.078	1:35.076		1:02.323		25.679	
2	2:04.577	38.071		<b>1:01.153</b>		25.353		17	2:06.041	38.212		1:02.153		25.676	
3	2:04.217	37.642		1:01.187		25.388		18	2:06.287	37.925		1:02.605		25.757	
4	<b>2:04.158</b>	<b>37.617</b>		1:01.156		25.385		19	2:09.968	39.854		1:04.238		25.876	
5	2:04.245	37.709		1:01.157		25.379		20	2:09.762	40.167		1:03.897		25.698	
6	2:04.266	37.641		1:01.237		25.388		21	2:06.501	38.347		1:02.391		25.763	
7	2:04.714	37.719		1:01.502		25.493		22	2:07.673	38.222		1:03.596		25.855	
8	2:04.559	37.776		1:01.277		25.506		23	2:06.565	38.170		1:02.794		25.601	
9	2:04.622	37.704		1:01.588		<b>25.330</b>		24	2:06.495	38.354		1:02.477		25.664	
10	2:04.798	37.718		1:01.586		25.494		25	2:06.616	38.448		1:02.562		25.606	
11	3:11.197	52.269		1:33.362		45.566		26	2:06.820	38.389		1:02.557		25.874	
12	2:49.063	1:20.852		1:02.555		25.656		27	2:07.565	38.669		1:03.202		25.694	
13	2:05.265	37.929		1:01.657		25.679		28	2:07.510	38.753		1:02.987		25.770	
14	2:05.298	37.776		1:01.816		25.706									
15	2:10.244	38.092		1:02.193		29.959									

### 32 Tomas Pivoda, CZE/ Gerhard Tweraser, AUT


**theoretical besttime: 2:05.241**

1	2:16.751	46.719		1:04.318		25.714		16	2:05.793	38.115		1:02.203		25.475	
2	2:05.955	38.643		<b>1:01.922</b>		25.390		17	2:06.612	38.219		1:02.659		25.734	
3	2:06.089	37.973		1:02.584		25.532		18	2:06.696	38.669		1:02.504		25.523	
4	2:05.724	38.081		1:02.175		25.468		19	2:40.719	1:07.169		1:07.680		25.870	
5	2:05.858	38.119		1:02.095		25.644		20	2:07.532	39.637		1:02.433		25.462	
6	2:06.904	38.662		1:02.489		25.753		21	2:40.610	38.359		1:24.327		37.924	
7	2:07.397	38.753		1:02.769		25.875		22	2:07.221	38.701		1:03.047		25.473	
8	2:06.679	38.508		1:02.521		25.650		23	2:06.601	39.018		1:02.208		<b>25.375</b>	
9	2:06.526	38.356		1:02.656		25.514		24	2:06.725	38.599		1:02.630		25.496	
10	2:06.622	38.416		1:02.633		25.573		<b>25</b>	<b>2:05.500</b>	38.042		1:02.061		25.397	
11	2:06.652	38.339		1:02.787		25.526		26	2:05.562	38.013		1:02.084		25.465	
12	2:12.158	38.331		1:03.058		30.769		27	2:06.167	<b>37.944</b>		1:02.322		25.901	
13	3:12.341	1:43.652		1:02.959		25.730		28	2:06.042	38.044		1:02.427		25.571	
14	2:06.360	38.217		1:02.601		25.542									
15	2:06.976	38.591		1:02.694		25.691									

### 100 Florian Stoll, DEU/ Daniel Dobitsch, AUT

**theoretical besttime: 2:05.680**

1	2:15.943	44.400		1:05.231		26.312		16	2:07.015	38.992		1:02.071		25.952	
2	2:06.067	38.634		<b>1:01.733</b>		<b>25.700</b>		17	2:06.844	38.414		1:02.530		25.900	
3	2:07.244	38.299		1:02.597		26.348		18	2:07.062	38.536		1:02.551		25.975	
4	2:06.136	38.575		1:01.838		25.723		19	2:34.654	1:04.395		1:04.010		26.249	
5	<b>2:06.000</b>	38.284		1:01.959		25.757		20	2:09.878	39.841		1:03.830		26.207	
6	2:06.816	38.778		1:02.103		25.935		21	2:47.508	39.284		1:29.485		38.739	
7	2:07.004	38.610		1:02.475		25.919		22	2:08.663	38.938		1:03.165		26.560	
8	2:07.043	38.415		1:02.548		26.080		23	2:07.708	39.012		1:02.777		25.919	
9	2:07.439	38.938		1:02.686		25.815		24	2:07.506	38.701		1:02.525		26.280	
10	2:06.953	38.551		1:02.617		25.785		25	2:06.892	38.696		1:02.269		25.927	
11	2:07.280	38.544		1:02.737		25.999		26	2:07.059	38.462		1:02.635		25.962	
12	2:07.685	38.717		1:03.020		25.948		27	2:08.577	39.794		1:02.873		25.910	
13	2:06.382	<b>38.247</b>		1:02.249		25.886		28	2:07.021	38.553		1:02.462		26.006	
14	2:10.655	38.358		1:02.397		29.900									
15	3:04.777	1:35.584		1:03.250		25.943									



# ADAC GT Masters

## Pit stops Race 1



Provisional

Reg. Nr.: 44/2014

Saturday 9.8.2014 12:00

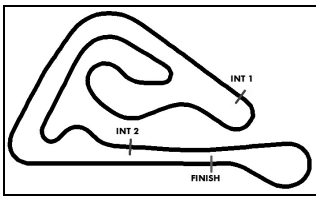
Slovakiaring, Length: 5922 m

Air temperature: 30.7°C

Track temperature: 47.4°C

Weather condition: Dry

Nr	Driver in	Day time in	Time in	Driver out	Day time out	Time out	Nett Time
18		12:12:11	11:45.127	Toni Seiler	12:15:54	15:28.796	3:43.669
27	Luca Stolz	12:24:22	23:56.335	Luca Stolz	12:25:08	24:42.064	45.729
21	Luca Ludwig	12:25:36	25:10.220	Luca Ludwig	12:26:37	26:11.720	1:01.500
16	Philip Geipel	12:25:39	25:13.921	Philip Geipel	12:26:41	26:15.775	1:01.854
24	Albert von Thurn und Tars	12:25:43	25:17.718		12:26:47	26:21.218	1:03.500
32	Tomas Pivoda	12:25:54	25:28.916	Tomas Pivoda	12:27:05	26:39.001	1:10.085
7	Herbert Handlos	12:25:57	25:31.383	Herbert Handlos	12:27:00	26:34.906	1:03.523
5	Nathan Morcom	12:26:02	25:36.868	Nathan Morcom	12:27:28	27:02.772	1:25.904
2	Patrick Assenheimer	12:26:10	25:44.716	Patrick Assenheimer	12:27:11	26:45.252	1:00.536
17	Remo Lips	12:26:44	26:18.567	Lennart Marioneck	12:27:45	27:19.890	1:01.323
11	Fabian Hamprecht	12:27:08	26:42.856	Fabian Hamprecht	12:28:10	27:44.869	1:02.013
19	Claudia Hürtgen	12:27:24	26:58.901	Dominik Baumann	12:28:26	28:00.555	1:01.654
3	Christian Engelhart	12:27:31	27:05.794	Jaap van Lagen	12:28:32	28:06.632	1:00.838
1	Andreas Wirth	12:27:36	27:10.080	Andreas Wirth	12:28:36	28:10.937	1:00.857
23	Maro Engel	12:27:39	27:13.647	Jan Seyffarth	12:28:41	28:15.243	1:01.596
10	Kelvin van der Linde	12:27:42	27:16.758	Rene Rast	12:28:45	28:19.920	1:03.162
14	Florian Spengler	12:28:26	28:00.555	Florian Spengler	12:29:33	29:07.729	1:07.174
9	Florian Scholze	12:29:14	28:48.366	Florian Scholze	12:30:27	30:01.805	1:13.439
20	Max Sandritter	12:29:29	29:03.815	Jens Klingmann	12:30:32	30:06.053	1:02.238
100	Florian Stoll	12:30:10	29:44.702	Florian Stoll	12:31:11	30:45.779	1:01.077
12	Nikolaus Mayr-Melnhof	12:30:17	29:51.003	Nikolaus Mayr-Melnhof	12:31:22	30:56.503	1:05.500
13	David Jahn	12:31:35	31:09.337	David Jahn	12:32:37	32:11.564	1:02.227
22	Nico Bastian	12:31:46	31:20.308	Jaime Alguersuari	12:32:49	32:23.950	1:03.642
26	Maximilian Götz	12:31:50	31:24.632	Maximilian Götz	12:32:51	32:25.656	1:01.024
6	Philipp Frommenwiler	12:32:01	31:35.311	Philipp Frommenwiler	12:33:02	32:36.949	1:01.638
27	Luca Stolz	12:33:32	33:06.271	Luca Stolz	12:34:33	34:07.655	1:01.384
9	Dominic Jöst	12:47:08	46:42.508	Dominic Jöst	12:48:02	47:36.485	53.977
26	Maximilian Götz	12:53:27	53:01.584	Maximilian Götz	12:53:49	53:23.052	21.468
10	Rene Rast	13:04:25	1:03:59.861				
19	Dominik Baumann	13:04:44	1:04:18.375				
20	Jens Klingmann	13:04:45	1:04:19.083				
1	Daniel Keilwitz	13:04:46	1:04:20.906				
3	Jaap van Lagen	13:04:51	1:04:25.024				
13	Sven Barth	13:04:53	1:04:27.004				
23	Jan Seyffarth	13:04:55	1:04:29.696				
24	Albert von Thurn und Tars	13:04:58	1:04:32.364				
21	Alon Day	13:05:00	1:04:34.007				
2	Diego Alessi	13:05:01	1:04:35.299				
16		13:05:04	1:04:38.261				
32	Gerhard Tweraser	13:05:05	1:04:39.822				
6	Sebastian Asch	13:05:07	1:04:41.856				
12	Markus Winkelhock	13:05:09	1:04:43.156				
5	Alex Riberas	13:05:11	1:04:45.175				
17	Lennart Marioneck	13:05:14	1:04:48.055				



# ADAC GT Masters

## Pit stops Race 1

Provisional

Reg. Nr.: 44/2014

Saturday 9.8.2014 12:00



Slovakiaring, Length: 5922 m

Air temperature: 30.7°C

Track temperature: 47.4°C

Weather condition: Dry

Nr	Driver in	Day time in	Time in	Driver out	Day time out	Time out	Nett Time
100	Florian Stoll	13:05:17	1:04:51.109				
7	Robert Renauer	13:05:18	1:04:52.640				
27		13:05:20	1:04:54.968				
26	Maximilian Götz	13:05:24	1:04:58.415				