

Formel ADAC

Result List Qualifying



Provisional

Reg. Nr.: 44/2014

Saturday 9.8.2014 10:35

Slovakiaring, Length: 5922 m

Air temperature: 29.0°C

Track temperature: 45.1°C

Weather condition: Dry

started : 15 classified : 15 not classified : 0

	Competitor Drivers	Sponsor Car	Lap	Best Time	Gap	Diff	Kph	Day Time
1	8 Neuhauser Racing Team M.Jensen(DEN)	Formel ADAC	10	2:08.258			166,2	11:01:11
2	7 Neuhauser Racing Team T.Zimmermann(DEU)	ADAC Württemberg Formel ADAC	11	2:08.791	0.533	0.533	165,5	11:03:21
3	9 Schiller-Motorsport F.Schiller(DEU)	ADAC Nordrhein e.V. Formel ADAC	5	2:08.911	0.653	0.120	165,4	10:50:11
4	14 Lotus J.Eriksson(SWE)	Formel ADAC	11	2:09.024	0.766	0.113	165,2	11:02:38
5	1 ADAC Berlin Brandenburg e.V. M.Günther(DEU)	Formel ADAC	5	2:09.046	0.788	0.022	165,2	10:47:14
6	12 Lotus D.Marschall(DEU)	ADAC Nordbaden e.V. Formel ADAC	11	2:09.063	0.805	0.017	165,2	11:02:39
7	5 ADAC Berlin-Brandenburg e.V. P.Hamprecht(DEU)	Formel ADAC	12	2:09.155	0.897	0.092	165,1	11:05:07
8	15 Lotus R.Boschung(CHE)	Formel ADAC	11	2:09.311	1.053	0.156	164,9	11:03:22
9	19 JBR Motorsport & Engineering I.Waliko(POL)	Formel ADAC	7	2:09.494	1.236	0.183	164,6	11:03:49
10	2 ADAC Berlin-Brandenburg e.V. K.Schramm(DEU)	Formel ADAC	10	2:09.504	1.246	0.010	164,6	11:02:47
11	11 Lotus L.Breuer(DEU)	Formel ADAC	11	2:09.679	1.421	0.175	164,4	11:02:41
12	10 Schiller-Motorsport N.Menzel(DEU)	Formel ADAC	11	2:09.726	1.468	0.047	164,3	11:04:49
13	18 JBR Motorsport & Engineering D.Kolkmann(DEU)	Formel ADAC	3	2:09.988	1.730	0.262	164,0	10:49:29
14	3 ADAC Berlin-Brandenburg e.V. M.Dienst(DEU)	ADAC Nordbaden e.V. Formel ADAC	10	2:10.546	2.288	0.558	163,3	11:03:03
15	4 ADAC Berlin-Brandenburg e.V. G.Maggi(CHE)	Formel ADAC	7	2:10.704	2.446	0.158	163,1	10:55:29

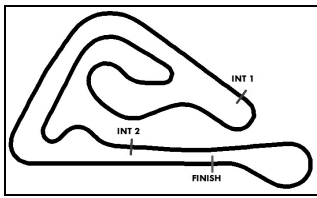
Qualifying Time: 2:21.518 MIN LAPS : 2 Percent: 110%

Subject to final scrutineering!

Publications Time:

Clerk of the course:

Time Keeping:



Formel ADAC

Result List Qualifying 2nd best Race 2



Provisional

Slovakiaring, Length: 5922 m

Air temperature: 28.4°C

Track temperature: 43.6°C

Weather condition: Dry

Reg. Nr.: 44/2014

Saturday 9.8.2014 10:35

started : 15 classified : 15 not classified : 0

	Drivers	Sponsor	Car	Lap	Best Time	Gap	Diff	Kph	Day Time
1	8 M.Jensen		Formel ADAC	8	2:08.468			165,9	10:56:52
2	9 F.Schiller	ADAC Nordrhein e.V.	Formel ADAC	9	2:08.930	0.462	0.462	165,4	11:00:51
3	7 T.Zimmermann	ADAC Württemberg	Formel ADAC	9	2:08.969	0.039	0.501	165,3	10:59:02
4	12 D.Marschall	ADAC Nordbaden e.V.	Formel ADAC	4	2:09.085	0.116	0.617	165,2	10:44:15
5	1 M.Günther		Formel ADAC	4	2:09.150	0.065	0.682	165,1	10:45:05
6	5 P.Hamprecht		Formel ADAC	10	2:09.223	0.073	0.755	165,0	11:00:48
7	15 R.Boschung		Formel ADAC	10	2:09.318	0.095	0.850	164,9	11:01:13
8	14 J.Eriksson		Formel ADAC	13	2:09.320	0.002	0.852	164,9	11:06:58
9	19 I.Walilko		Formel ADAC	4	2:09.520	0.200	1.052	164,6	10:57:20
10	2 K.Schramm		Formel ADAC	8	2:09.597	0.077	1.129	164,5	10:58:27
11	11 L.Breuer		Formel ADAC	12	2:09.719	0.122	1.251	164,3	11:04:50
12	10 N.Menzel		Formel ADAC	9	2:09.922	0.203	1.454	164,1	11:00:28
13	18 D.Kolkmann		Formel ADAC	6	2:10.021	0.099	1.553	164,0	10:56:00
14	3 M.Dienst	ADAC Nordbaden e.V.	Formel ADAC	9	2:10.648	0.627	2.180	163,2	11:00:53
15	4 G.Maggi		Formel ADAC	10	2:10.739	0.091	2.271	163,1	11:02:01


Qualifying Time: 2:21.667 Percent: 110%

Subject to final scrutineering!

Publications Time:

Clerk of the course:

Time Keeping:



Formel ADAC

Lap analysis Qualifying



Provisional

Reg. Nr.: 44/2014

Saturday 9.8.2014 10:35

Slovakiaring, Length: 5922 m

Air temperature: 29.0°C

Track temperature: 44.9°C

Weather condition: Dry

Lap	Time	SE1	SP1	SE2	SP2	SE3	SP3	TSP	Lap	Time	SE1	SP1	SE2	SP2	SE3	SP3	TSP
1	Maximilian Günther, DEU ,								theoretical besttime: 2:08.940								
1	3:32.759	1:55.235		1:08.736		28.788			7	5:17.661	3:42.157		1:04.658		30.846		
2	2:14.249	44.613		1:02.624		27.012			8	2:12.006	41.125		1:02.437		28.444		
3	2:09.653	41.313		1:01.381		26.959			9	2:10.404	41.436		1:01.769		27.199		
4	2:09.150	41.076		1:01.141		26.933			10	2:10.251	41.276		1:01.746		27.229		
5	2:09.046	40.866		1:01.247		26.933			11	2:15.831	41.242		1:02.157		32.432		
6	2:14.416	41.031		1:01.656		31.729											

2	Kim Luis Schramm, DEU ,								theoretical besttime: 2:09.305								
1	3:35.287	2:00.970		1:06.884		27.433			7	6:42.869	5:13.506		1:02.364		26.999		
2	2:13.738	44.773		1:01.955		27.010			8	2:09.597	41.235		1:01.350		27.012		
3	2:09.863	41.237		1:01.588		27.038			9	2:09.886	41.148		1:01.812		26.926		
4	2:09.848	41.226		1:01.622		27.000			10	2:09.504	41.089		1:01.460		26.955		
5	2:09.768	41.029		1:01.730		27.009			11	2:16.566	41.084		1:01.982		33.500		
6	2:16.686	42.457		1:01.811		32.418											


3	Marvin Dienst, DEU ,								theoretical besttime: 2:10.372								
1	4:57.116	3:14.766		1:11.551		30.799			7	2:15.963	41.387		1:02.246		32.330		
2	2:22.661	44.900		1:10.220		27.541			8	5:22.434	3:52.145		1:02.135		28.154		
3	2:11.361	41.797		1:02.221		27.343			9	2:10.648	41.526		1:01.907		27.215		
4	2:10.953	41.470		1:02.038		27.445			10	2:10.546	41.250		1:02.040		27.256		
5	2:11.097	41.569		1:02.200		27.328			11	2:10.936	41.595		1:01.957		27.384		
6	2:10.976	41.632		1:01.998		27.346			12	2:23.635	41.727		1:04.436		37.472		

4	Giorgio Maggi, CHE ,								theoretical besttime: 2:10.552								
1	3:37.342	1:52.082		1:15.296		29.964			7	2:10.704	41.610		1:01.901		27.193		
2	2:19.099	47.708		1:03.304		28.087			8	2:10.878	41.546		1:02.029		27.303		
3	2:11.707	41.716		1:02.604		27.387			9	2:10.963	41.458		1:02.158		27.347		
4	2:11.941	41.686		1:02.760		27.495			10	2:10.739	41.458		1:02.081		27.200		
5	2:22.581	41.956		1:04.449		36.176			11	2:19.259	41.741		1:10.150		27.368		
6	5:35.676	3:59.778		1:07.555		28.343			12	2:21.391	41.667		1:02.118		37.606		

5	Philip Hamprecht, DEU ,								theoretical besttime: 2:09.078								
1	3:39.940	2:03.517		1:07.543		28.880			8	4:40.588	3:11.826		1:01.897		26.865		
2	2:13.805	43.579		1:03.124		27.102			9	2:09.386	41.100		1:01.502		26.784		
3	2:10.519	41.377		1:01.985		27.157			10	2:09.223	41.024		1:01.460		26.739		
4	2:10.178	41.269		1:01.890		27.019			11	2:09.283	40.944		1:01.603		26.736		
5	2:09.900	41.207		1:01.787		26.906			12	2:09.155	40.882		1:01.515		26.758		
6	2:09.434	41.047		1:01.541		26.846			13	2:23.207	41.718		1:03.377		38.112		
7	2:15.555	41.327		1:01.925		32.303											

7	Tim Zimmermann, DEU ,								theoretical besttime: 2:08.711								
1	4:44.779	3:01.638		1:07.907		35.234			7	2:09.258	40.479		1:01.695		27.084		
2	3:55.602	2:20.935		1:06.842		27.825			8	2:10.316	41.447		1:01.892		26.977		
3	2:12.204	42.186		1:02.775		27.243			9	2:08.969	40.527		1:01.487		26.955		
4	2:21.824	44.814		1:09.622		27.388			10	2:10.412	41.510		1:01.927		26.975		
5	2:09.280	40.622		1:01.762		26.896			11	2:08.791	40.463		1:01.352		26.976		
6	2:10.276	41.445		1:01.909		26.922			12	2:23.392	43.947		1:03.225		36.220		

8	Mikkel Jensen, DEN ,								theoretical besttime: 2:08.229								
1	4:43.032	3:01.175		1:07.492		34.365			7	2:11.109	42.059		1:02.007		27.043		
2	3:57.646	2:23.850		1:06.047		27.749			8	2:08.468	40.627		1:01.101		26.740		
3	2:12.443	42.457		1:02.807		27.179			9	2:11.014	42.142		1:01.975		26.897		
4	2:20.275	43.934		1:09.309		27.032			10	2:08.258	40.526		1:01.084		26.648		
5	2:10.726	41.916		1:02.081		26.729			11	2:10.735	42.163		1:01.847		26.725		
6	2:08.518	40.637		1:01.055		26.826			12	2:49.981	49.140		1:17.942		42.899		



Formel ADAC

Lap analysis Qualifying



Provisional

Reg. Nr.: 44/2014

Saturday 9.8.2014 10:35

Slovakiaring, Length: 5922 m

Air temperature: 29.0°C

Track temperature: 44.9°C

Weather condition: Dry

Lap	Time	SE1	SP1	SE2	SP2	SE3	SP3	TSP	Lap	Time	SE1	SP1	SE2	SP2	SE3	SP3	TSP
9	Fabian Schiller, DEU ,								theoretical besttime: 2:08.637								
1	3:14.667	1:14.404		1:25.768		34.495			7	4:02.503	2:34.132		1:01.641		26.730		
2	2:49.214	53.986		1:17.002		38.226			8	2:10.144	40.971		1:01.292		27.881		
3	4:49.516	3:13.241		1:08.583		27.692			9	2:08.930	40.664		1:01.502		26.764		
4	2:09.142	40.814		1:01.427		26.901			10	2:12.323	40.835		1:03.735		27.753		
5	2:08.911	40.860		1:01.243		26.808			11	2:18.658	40.754		1:01.829		36.075		
6	2:18.666	42.755		1:01.825		34.086											

10	Nico Menzel, DEU ,								theoretical besttime: 2:09.475								
1	5:58.553	4:27.798		1:02.952		27.803			8	3:37.688	2:01.571		1:07.129		28.988		
2	2:42.556	42.427		1:30.333		29.796			9	2:09.922	41.154		1:01.654		27.114		
3	2:12.760	42.624		1:02.452		27.684			10	2:11.012	41.423		1:02.697		26.892		
4	2:10.224	40.966		1:02.069		27.189			11	2:09.726	40.929		1:01.740		27.057		
5	2:10.280	41.403		1:01.763		27.114			12	2:10.219	41.127		1:02.091		27.001		
6	2:10.659	41.339		1:02.148		27.172											
7	2:16.180	41.561		1:01.955		32.664											

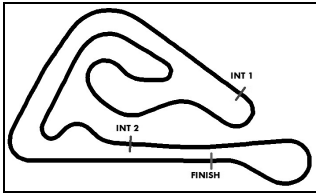
11	Luis-Enrique Breuer, DEU ,								theoretical besttime: 2:09.563								
1	2:37.126	1:01.165		1:06.017		29.944			8	2:10.207	40.965		1:02.008		27.234		
2	2:18.025	47.392		1:03.346		27.287			9	2:09.794	41.002		1:01.756		27.036		
3	2:10.391	41.091		1:02.032		27.268			10	2:10.015	40.940		1:01.964		27.111		
4	2:11.169	41.191		1:02.526		27.452			11	2:09.679	40.771		1:01.784		27.124		
5	2:10.135	41.045		1:01.857		27.233			12	2:09.719	40.816		1:01.788		27.115		
6	2:15.821	41.076		1:02.103		32.642			13	2:18.152	41.012		1:02.173		34.967		
7	5:18.733	3:40.040		1:07.634		31.059											

12	Dennis Marschall, DEU ,								theoretical besttime: 2:08.763								
1	2:36.158	1:00.599		1:05.900		29.659			8	2:09.196	40.778		1:01.416		27.002		
2	2:18.241	47.541		1:03.197		27.503			9	2:09.228	40.852		1:01.389		26.987		
3	2:12.109	41.029		1:01.906		29.174			10	2:11.957	40.828		1:01.654		29.475		
4	2:09.085	40.753		1:01.277		27.055			11	2:09.063	40.556		1:01.451		27.056		
5	2:09.353	40.739		1:01.517		27.097			12	2:09.107	40.743		1:01.434		26.930		
6	2:15.412	40.742		1:01.401		33.269			13	2:17.212	40.709		1:02.991		33.512		
7	5:19.652	3:41.706		1:07.561		30.385											

14	Joel Eriksson, SWE ,								theoretical besttime: 2:08.953								
1	2:33.567	58.750		1:05.440		29.377			8	2:12.149	41.170		1:01.707		29.272		
2	2:15.987	45.249		1:03.339		27.399			9	2:09.364	40.891		1:01.476		26.997		
3	2:10.364	41.021		1:02.124		27.219			10	2:09.331	40.691		1:01.750		26.890		
4	2:09.609	40.939		1:01.616		27.054			11	2:09.024	40.671		1:01.442		26.911		
5	2:09.525	40.900		1:01.523		27.102			12	2:10.727	40.768		1:01.817		28.142		
6	2:18.933	40.736		1:02.600		35.597			13	2:09.320	40.864		1:01.392		27.064		
7	5:20.472	3:43.651		1:07.272		29.549											

15	Ralph Boschung, CHE ,								theoretical besttime: 2:09.192								
1	2:30.914	56.873		1:05.805		28.236			7	2:14.594	41.312		1:01.873		31.409		
2	2:16.576	44.487		1:04.655		27.434			8	6:09.020	4:26.080		1:15.636		27.304		
3	2:10.321	41.440		1:01.747		27.134			9	2:09.615	41.067		1:01.462		27.086		
4	2:12.752	41.284		1:01.941		29.527			10	2:09.318	40.865		1:01.567		26.886		
5	2:10.479	41.055		1:02.013		27.411			11	2:09.311	40.844		1:01.570		26.897		
6	2:09.960	40.979		1:01.736		27.245			12	2:18.790	40.946		1:02.156		35.688		

18	David Kolkman, DEU ,								theoretical besttime: 2:09.805								
1	9:57.711	8:19.005		1:08.184		30.522			6	2:10.021	41.113		1:01.920		26.988		
2	2:21.633	47.497		1:05.262		28.874			7	2:10.507	41.418		1:01.943		27.146		
3	2:09.988	41.059		1:01.934		26.995			8	2:11.551	41.127		1:03.291		27.133		
4	2:10.267	41.078		1:02.064		27.125			9	2:10.103	40.920		1:02.151		27.032		
5	2:10.782	41.623		1:02.194		26.965			10	2:17.380	41.996		1:02.510		32.874		



Formel ADAC

Lap analysis Qualifying



Provisional

Reg. Nr.: 44/2014

Saturday 9.8.2014 10:35

Slovakiaring, Length: 5922 m

Air temperature: 29.0°C

Track temperature: 44.9°C

Weather condition: Dry

Lap	Time	SE1	SP1	SE2	SP2	SE3	SP3	TSP	Lap	Time	SE1	SP1	SE2	SP2	SE3	SP3	TSP
-----	------	-----	-----	-----	-----	-----	-----	-----	-----	------	-----	-----	-----	-----	-----	-----	-----

19 Igor Waliiko, POL ,

theoretical besttime: 2:09.340

1	3:44.474	1:41.020		1:16.807		46.647			5	2:09.576	40.959		1:01.663		26.954		
2	14:01.302	12:23.799		1:08.824		28.679			6	2:09.893	41.027		1:01.933		26.933		
3	2:25.221	47.375		1:10.989		26.857			7	2:09.494	40.940		1:01.555		26.999		
4	2:09.520	41.102		1:01.543		26.875			8	2:19.719	40.965		1:01.847		36.907		