

ADAC GT Masters

Result List Qualifying 2



Provisional

Reg. Nr.: 44/2014

Friday 8.8.2014 17:25

Slovakiaring, Length: 5922 m

Air temperature: 30.2°C

Track temperature: 32.9°C

Weather condition: Dry

started : 26 classified : 26 not classified : 0

| | Drivers | Team | Car | Lap | Best Time | Gap | Diff | Kph | Day Time |
|----|--------------------------------|---------------------------------|---------------------------|-----|-----------------|--------|-------|-------|----------|
| 1 | 20 M.Sandritter/J.Klingmann | PIXUM Team Schubert | BMW Z4 GT3 | 4 | 2:00.542 | | | 176,9 | 17:42:15 |
| 2 | 19 C.Hürtgen/D.Baumann | PIXUM Team Schubert | BMW Z4 GT3 | 4 | 2:00.966 | 0.424 | 0.424 | 176,2 | 17:54:38 |
| 3 | 1 A.Wirth/D.Keilwitz | Callaway Competition | Corvette Z06.R GT3 | 2 | 2:01.122 | 0.580 | 0.156 | 176,0 | 17:30:28 |
| 4 | 24 A.von Thum und Taxis/T.Enge | Reiter Engineering | Chevrolet Camaro GT | 4 | 2:01.600 | 1.058 | 0.478 | 175,3 | 17:55:49 |
| 5 | 2 P.Assenheimer/D.Alessi | Callaway Competition | Corvette Z06.R GT3 | 6 | 2:01.773 | 1.231 | 0.173 | 175,1 | 17:55:10 |
| 6 | 10 K.van der Linde/R.Rast | Prosperia C. Abt Racing | Audi R8 LMS ultra | 6 | 2:01.800 | 1.258 | 0.027 | 175,0 | 17:55:40 |
| 7 | 21 L.Ludwig/A.Day | BKK Mobil Oil Zakspeed | Mercedes-Benz SLS AMG GT3 | 2 | 2:01.887 | 1.345 | 0.087 | 174,9 | 17:47:06 |
| 8 | 6 P.Frommenwiler/S.Asch | Farnbacher Racing | Porsche 911 GT3 R | 2 | 2:01.926 | 1.384 | 0.039 | 174,9 | 17:47:35 |
| 9 | 3 C.Engelhart/J.van Lagen | GW IT Racing Team Schütz Motors | Porsche 911 GT3 R | 6 | 2:01.969 | 1.427 | 0.043 | 174,8 | 17:56:34 |
| 10 | 16 P.Geipel/R.Frey | YACO Racing | Audi R8 LMS ultra | 6 | 2:01.997 | 1.455 | 0.028 | 174,8 | 17:44:24 |
| 11 | 11 F.Hamprecht/N.Thiim | Prosperia C. Abt Racing | Audi R8 LMS ultra | 2 | 2:02.034 | 1.492 | 0.037 | 174,7 | 17:47:17 |
| 12 | 13 D.Jahn/S.Barth | RWT Racing Team | Corvette Z06.R GT3 | 2 | 2:02.044 | 1.502 | 0.010 | 174,7 | 17:42:43 |
| 13 | 26 M.Buhk/M.Götz | H.T.P. Motorsport | Mercedes-Benz SLS AMG GT3 | 2 | 2:02.069 | 1.527 | 0.025 | 174,6 | 17:47:26 |
| 14 | 23 M.Engel/J.Seyffarth | ROWE Racing | Mercedes-Benz SLS AMG GT3 | 5 | 2:02.087 | 1.545 | 0.018 | 174,6 | 17:55:17 |
| 15 | 12 N.Mayr-Melnhof/M.Winkelhock | Prosperia C. Abt Racing | Audi R8 LMS ultra | 4 | 2:02.133 | 1.591 | 0.046 | 174,6 | 17:55:14 |
| 16 | 18 T.Seiler(*G*)/A.Simonsen | Callaway Competition | Corvette Z06.R GT3 | 4 | 2:02.138 | 1.596 | 0.005 | 174,6 | 17:44:41 |
| 17 | 32 T.Pivoda/G.Tweraser | GRT Grasser Racing Team | Lamborghini Gallardo FL2 | 3 | 2:02.157 | 1.615 | 0.019 | 174,5 | 17:42:24 |
| 18 | 22 N.Bastian/J.Alguersuari | ROWE Racing | Mercedes-Benz SLS AMG GT3 | 4 | 2:02.157 | 1.615 | | 174,5 | 17:55:32 |
| 19 | 27 L.Stolz/M.Lauda | H.T.P. Motorsport | Mercedes-Benz SLS AMG GT3 | 3 | 2:02.217 | 1.675 | 0.060 | 174,4 | 17:49:54 |
| 20 | 17 R.Lips(*G*)/L.Marionek | Callaway Competition | Corvette Z06.R GT3 | 5 | 2:02.264 | 1.722 | 0.047 | 174,4 | 17:48:54 |
| 21 | 5 N.Morcom/A.Riberas | Farnbacher Racing | Porsche 911 GT3 R | 3 | 2:02.496 | 1.954 | 0.232 | 174,0 | 17:50:27 |
| 22 | 100 F.Stoll/D.Dobitsch | kfzteile24 APR Motorsport | Audi R8 LMS ultra | 8 | 2:03.158 | 2.616 | 0.662 | 173,1 | 17:56:14 |
| 23 | 9 F.Scholze(*G*)/D.Jöst(*G*) | TONINO Team Herberth | Porsche 911 GT3 R | 2 | 2:03.398 | 2.856 | 0.240 | 172,8 | 17:29:31 |
| 24 | 14 F.Spengler/M.Asmer | MRS GT-Racing | McLaren MP4-12C GT3 | 5 | 2:03.641 | 3.099 | 0.243 | 172,4 | 17:50:04 |
| 25 | 4 A.Wossos(*G*)/W.Nathan(*G*) | GW IT Racing Team Schütz Motors | Porsche 911 GT3 R | 2 | 2:04.434 | 3.892 | 0.793 | 171,3 | 17:43:35 |
| 26 | 7 H.Handlos(*G*)/R.Renauer | TONINO Team Herberth | Porsche 911 GT3 R | 2 | 2:13.505 | 12.963 | 9.071 | 159,7 | 17:30:02 |

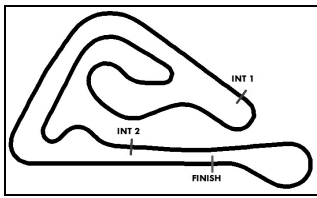
(*G*) marks the gentlemen driver

Subject to final scrutineering!

Publications Time:

Clerk of the course:

Time Keeping:



ADAC GT Masters

Lap Analysis Qualifying 2



Provisional

Reg. Nr.: 44/2014

Friday 8.8.2014 17:25


Slovakiaring, Length: 5922 m

Air temperature: 30.2°C

Track temperature: 32.9°C

Weather condition: Dry

| Lap | Time | SE1 | SP1 | SE2 | SP2 | SE3 | SP3 | Lap | Time | SE1 | SP1 | SE2 | SP2 | SE3 | SP3 |
|--|-----------------|---------------|-----|-----------------|-----|---------------|-----|---------------------------------------|-----------------|---------------|-----|---------------|-----|---------------|-----|
| 1 Andreas Wirth, DEU/ Daniel Keilwitz, DEU | | | | | | | | theoretical besttime: 2:01.025 | | | | | | | |
| 1 | 3:27.145 | 1:59.166 | | 1:03.061 | | 24.918 | | 3 | 2:15.967 | 36.872 | | 1:03.553 | | 35.542 | |
| 2 | 2:01.122 | 36.969 | | 59.393 | | 24.760 | | 4 | 2:59.716 | 20:13.645 | | 1:06.032 | | 40.039 | |
| 2 Patrick Assenheimer, DEU/ Diego Alessi, ITA | | | | | | | | theoretical besttime: 2:01.653 | | | | | | | |
| 1 | 19:40.476 | 18:12.518 | | 1:02.796 | | 25.162 | | 5 | 2:13.524 | 37.132 | | 1:10.168 | | 26.224 | |
| 2 | 2:02.116 | 37.180 | | 1:00.080 | | 24.856 | | 6 | 2:01.773 | 36.917 | | 1:00.099 | | 24.757 | |
| 3 | 2:10.911 | 41.837 | | 1:03.742 | | 25.332 | | 7 | 2:19.253 | 36.886 | | 1:00.159 | | 42.208 | |
| 4 | 2:01.959 | 37.127 | | 1:00.010 | | 24.822 | | | | | | | | | |
| 3 Christian Engelhart, DEU/ Jaap van Lagen, NLD | | | | | | | | theoretical besttime: 2:01.843 | | | | | | | |
| 1 | 3:51.074 | 2:26.223 | | 59.699 | | 25.152 | | 5 | 2:01.988 | 37.416 | | 59.574 | | 24.998 | |
| 2 | 2:02.165 | 37.277 | | 59.688 | | 25.200 | | 6 | 2:01.969 | 37.271 | | 59.598 | | 25.100 | |
| 3 | 2:36.007 | 37.318 | | 1:16.937 | | 41.752 | | 7 | 2:34.937 | 43.555 | | 1:09.784 | | 41.598 | |
| 4 | 19:00.847 | 17:32.985 | | 1:02.754 | | 25.108 | | | | | | | | | |
| 4 Antonios Wossos, GRC/ Wolf Nathan, NLD | | | | | | | | theoretical besttime: 2:04.352 | | | | | | | |
| 1 | 16:30.838 | 15:03.098 | | 1:02.092 | | 25.648 | | 3 | 2:16.185 | 38.245 | | 1:01.422 | | 36.518 | |
| 2 | 2:04.434 | 38.327 | | 1:00.537 | | 25.570 | | | | | | | | | |
| 5 Nathan Morcom, AUS/ Alex Riberas, ESP | | | | | | | | theoretical besttime: 2:02.496 | | | | | | | |
| 1 | 21:12.103 | 19:42.393 | | 1:04.272 | | 25.438 | | 4 | 2:12.843 | 38.321 | | 1:03.652 | | 30.870 | |
| 2 | 2:12.594 | 38.465 | | 1:08.206 | | 25.923 | | 5 | 3:55.258 | 2:14.385 | | 1:04.057 | | 36.816 | |
| 3 | 2:02.496 | 37.090 | | 1:00.064 | | 25.342 | | | | | | | | | |
| 6 Philipp Frommenwiler, CHE/ Sebastian Asch, DEU | | | | | | | | theoretical besttime: 2:01.926 | | | | | | | |
| 1 | 20:33.656 | 19:04.991 | | 1:03.237 | | 25.428 | | 3 | 2:02.506 | 37.335 | | 1:00.017 | | 25.154 | |
| 2 | 2:01.926 | 37.261 | | 59.597 | | 25.068 | | 4 | 3:17.496 | 1:24.192 | | 1:12.442 | | 40.862 | |
| 7 Herbert Handlos, AUT/ Robert Renauer, DEU | | | | | | | | theoretical besttime: 2:10.078 | | | | | | | |
| 1 | 2:49.090 | 1:16.412 | | 1:07.121 | | 25.557 | | | | | | | | | |
| 2 | 2:13.505 | 40.777 | | 1:07.226 | | 25.502 | | | | | | | | | |
| 9 Florian Scholze, DEU/ Dominic Jöst, DEU | | | | | | | | theoretical besttime: 2:03.183 | | | | | | | |
| 1 | 2:28.499 | 1:00.667 | | 1:02.097 | | 25.735 | | 5 | 2:23.038 | 37.668 | | 1:19.792 | | 25.578 | |
| 2 | 2:03.398 | 37.883 | | 1:00.201 | | 25.314 | | 6 | 2:03.910 | 37.678 | | 1:00.831 | | 25.401 | |
| 3 | 2:14.245 | 37.781 | | 1:03.194 | | 33.270 | | 7 | 2:12.352 | 37.868 | | 1:00.786 | | 33.698 | |
| 4 | 8:40.507 | 7:13.630 | | 1:01.332 | | 25.545 | | | | | | | | | |
| 10 Kelvin van der Linde, ZAF/ Rene Rast, DEU | | | | | | | | theoretical besttime: 2:01.514 | | | | | | | |
| 1 | 19:56.869 | 18:12.828 | | 1:10.021 | | 34.020 | | 5 | 2:23.253 | 46.224 | | 1:09.095 | | 27.934 | |
| 2 | 2:01.892 | 37.251 | | 59.519 | | 25.122 | | 6 | 2:01.800 | 37.331 | | 59.339 | | 25.130 | |
| 3 | 2:05.897 | 37.156 | | 1:03.505 | | 25.236 | | 7 | 2:28.166 | 37.053 | | 1:11.277 | | 39.836 | |
| 4 | 2:11.145 | 37.275 | | 1:00.772 | | 33.098 | | | | | | | | | |
| 11 Fabian Hamprecht, DEU/ Nicki Thiim, DNK | | | | | | | | theoretical besttime: 2:01.621 | | | | | | | |
| 1 | 20:15.485 | 18:39.566 | | 1:09.998 | | 25.921 | | 4 | 3:21.041 | 1:48.871 | | 1:04.917 | | 27.253 | |
| 2 | 2:02.034 | 37.539 | | 59.330 | | 25.165 | | 5 | 2:02.091 | 37.491 | | 59.290 | | 25.310 | |
| 3 | 2:11.041 | 37.334 | | 59.270 | | 34.437 | | | | | | | | | |
| 12 Nikolaus Mayr-Melnhof, AUT/ Markus Winkelhock, DEU | | | | | | | | theoretical besttime: 2:01.920 | | | | | | | |
| 1 | 24:07.439 | 22:30.357 | | 1:11.293 | | 25.789 | | 4 | 2:02.133 | 37.500 | | 59.495 | | 25.138 | |
| 2 | 2:02.415 | 37.755 | | 59.430 | | 25.230 | | 5 | 2:19.320 | 37.352 | | 1:02.045 | | 39.923 | |
| 3 | 2:02.266 | 37.420 | | 59.692 | | 25.154 | | | | | | | | | |



ADAC GT Masters

Lap Analysis Qualifying 2



Provisional

Reg. Nr.: 44/2014

Friday 8.8.2014 17:25

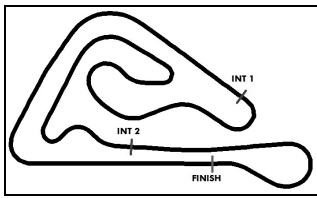
Slovakiaring, Length: 5922 m

Air temperature: 30.2°C

Track temperature: 32.9°C

Weather condition: Dry

| Lap | Time | SE1 | SP1 | SE2 | SP2 | SE3 | SP3 | Lap | Time | SE1 | SP1 | SE2 | SP2 | SE3 | SP3 |
|-----------|--|---------------|-----|-----------------|-----|---------------|-----|---------------------------------------|-----------------|---------------|-----|-----------------|-----|---------------|-----|
| 13 | David Jahn, DEU/ Sven Barth, DEU | | | | | | | theoretical besttime: 2:01.907 | | | | | | | |
| 1 | 15:41.741 | 14:07.946 | | 1:08.640 | | 25.155 | | 4 | 2:02.478 | 37.004 | | 1:00.385 | | 25.089 | |
| 2 | 2:02.044 | 37.141 | | 59.983 | | 24.920 | | 5 | 2:11.520 | 38.007 | | 1:02.525 | | 30.988 | |
| 3 | 2:02.299 | 37.091 | | 1:00.073 | | 25.135 | | | | | | | | | |
| 14 | Florian Spengler, DEU/ Marko Asmer, EST | | | | | | | theoretical besttime: 2:03.501 | | | | | | | |
| 1 | 9:18.039 | 6:54.136 | | 1:36.657 | | 47.246 | | 5 | 2:03.641 | 37.506 | | 1:00.824 | | 25.311 | |
| 2 | 9:35.219 | 8:05.411 | | 1:03.998 | | 25.810 | | 6 | 2:13.824 | 37.700 | | 1:10.105 | | 26.019 | |
| 3 | 2:04.058 | 37.872 | | 1:00.882 | | 25.304 | | 7 | 2:04.200 | 37.609 | | 1:01.200 | | 25.391 | |
| 4 | 2:03.983 | 37.988 | | 1:00.709 | | 25.286 | | 8 | 2:19.508 | 39.658 | | 1:04.920 | | 34.930 | |
| 16 | Philip Geipel, DEU/ Rahel Frey, CHE | | | | | | | theoretical besttime: 2:01.954 | | | | | | | |
| 1 | 2:35.098 | 1:01.823 | | 1:06.863 | | 26.412 | | 6 | 2:01.997 | 37.134 | | 59.680 | | 25.183 | |
| 2 | 2:15.800 | 41.423 | | 1:09.101 | | 25.276 | | 7 | 2:08.162 | 37.300 | | 1:05.332 | | 25.530 | |
| 3 | 2:19.647 | 37.338 | | 59.770 | | 42.539 | | 8 | 2:15.135 | 37.301 | | 1:02.436 | | 35.398 | |
| 4 | 8:09.731 | 6:43.833 | | 1:00.483 | | 25.415 | | 9 | 4:40.090 | 2:54.524 | | 1:09.380 | | 36.186 | |
| 5 | 2:02.224 | 37.356 | | 59.728 | | 25.140 | | | | | | | | | |
| 17 | Remo Lips, CHE/ Lennart Marionek, DEU | | | | | | | theoretical besttime: 2:02.041 | | | | | | | |
| 1 | 8:27.546 | 6:22.628 | | 1:23.285 | | 41.633 | | 5 | 2:02.264 | 37.008 | | 1:00.364 | | 24.892 | |
| 2 | 9:19.486 | 7:48.034 | | 1:06.165 | | 25.287 | | 6 | 2:12.517 | 39.922 | | 1:01.847 | | 30.748 | |
| 3 | 2:03.000 | 37.552 | | 1:00.565 | | 24.883 | | 7 | 3:37.298 | 2:11.743 | | 1:00.342 | | 25.213 | |
| 4 | 2:02.288 | 37.113 | | 1:00.398 | | 24.777 | | 8 | 2:19.186 | 37.642 | | 1:00.256 | | 41.288 | |
| 18 | Toni Seiler, CHE/ Andreas Simonsen, SWE | | | | | | | theoretical besttime: 2:01.995 | | | | | | | |
| 1 | 8:41.883 | 6:34.042 | | 1:27.568 | | 40.273 | | 6 | 2:02.589 | 37.159 | | 1:00.459 | | 24.971 | |
| 2 | 6:54.614 | 5:22.811 | | 1:06.019 | | 25.784 | | 7 | 2:09.795 | 37.026 | | 1:01.321 | | 31.448 | |
| 3 | 2:02.368 | 37.169 | | 1:00.375 | | 24.824 | | 8 | 3:10.589 | 1:42.460 | | 1:01.737 | | 26.392 | |
| 4 | 2:02.138 | 37.053 | | 1:00.219 | | 24.866 | | 9 | 2:02.159 | 37.055 | | 1:00.145 | | 24.959 | |
| 5 | 2:02.695 | 37.106 | | 1:00.663 | | 24.926 | | 10 | 2:39.417 | 42.195 | | 1:14.905 | | 42.317 | |
| 19 | Claudia Hürtgen, DEU/ Dominik Baumann, AUT | | | | | | | theoretical besttime: 2:00.858 | | | | | | | |
| 1 | 23:22.499 | 21:34.524 | | 1:17.277 | | 30.698 | | 4 | 2:00.966 | 36.858 | | 59.102 | | 25.006 | |
| 2 | 2:11.069 | 43.409 | | 1:02.400 | | 25.260 | | 5 | 2:16.814 | 36.912 | | 59.596 | | 40.306 | |
| 3 | 2:04.081 | 37.940 | | 1:01.243 | | 24.898 | | | | | | | | | |
| 20 | Max Sandritter, DEU/ Jens Klingmann, DEU | | | | | | | theoretical besttime: 2:00.541 | | | | | | | |
| 1 | 6:03.230 | 4:37.787 | | 1:00.465 | | 24.978 | | 5 | 2:00.800 | 37.069 | | 58.823 | | 24.908 | |
| 2 | 2:40.921 | 38.085 | | 1:22.348 | | 40.488 | | 6 | 2:06.964 | 36.944 | | 59.041 | | 30.979 | |
| 3 | 6:31.057 | 5:06.199 | | 59.974 | | 24.884 | | 7 | 8:50.697 | 6:46.290 | | 1:20.259 | | 44.148 | |
| 4 | 2:00.542 | 36.945 | | 58.755 | | 24.842 | | | | | | | | | |
| 21 | Luca Ludwig, DEU/ Alon Day, ISR | | | | | | | theoretical besttime: 2:01.781 | | | | | | | |
| 1 | 20:04.937 | 18:35.570 | | 1:04.335 | | 25.032 | | 4 | 2:01.928 | 37.172 | | 59.870 | | 24.886 | |
| 2 | 2:01.887 | 37.025 | | 59.905 | | 24.957 | | 5 | 2:17.180 | 37.130 | | 1:04.385 | | 35.665 | |
| 3 | 2:09.172 | 37.112 | | 1:02.107 | | 29.953 | | | | | | | | | |
| 22 | Nico Bastian, DEU/ Jaime Alguersuari, ESP | | | | | | | theoretical besttime: 2:01.955 | | | | | | | |
| 1 | 24:26.251 | 22:53.100 | | 1:06.429 | | 26.722 | | 4 | 2:02.157 | 37.112 | | 59.747 | | 25.298 | |
| 2 | 2:02.330 | 37.461 | | 59.626 | | 25.243 | | 5 | 2:33.466 | 37.157 | | 1:14.949 | | 41.360 | |
| 3 | 2:02.163 | 37.143 | | 59.803 | | 25.217 | | | | | | | | | |



ADAC GT Masters

Lap Analysis Qualifying 2



Provisional

Reg. Nr.: 44/2014

Friday 8.8.2014 17:25


Slovakiaring, Length: 5922 m

Air temperature: 30.2°C

Track temperature: 32.9°C

Weather condition: Dry

| Lap | Time | SE1 | SP1 | SE2 | SP2 | SE3 | SP3 | Lap | Time | SE1 | SP1 | SE2 | SP2 | SE3 | SP3 |
|--|-----------------|---------------|-----|-----------------|-----|---------------|-----|---------------------------------------|-----------------|---------------|-----|-----------------|-----|---------------|-----|
| 23 Maro Engel, DEU/ Jan Seyffarth, DEU | | | | | | | | theoretical besttime: 2:01.918 | | | | | | | |
| 1 | 2:40.155 | 1:09.381 | | 1:04.865 | | 25.909 | | 4 | 21:15.439 | 19:46.370 | | 1:03.849 | | 25.220 | |
| 2 | 2:06.246 | 37.481 | | 1:03.577 | | 25.188 | | 5 | 2:02.087 | 37.148 | | 59.642 | | 25.297 | |
| 3 | 2:13.377 | 37.250 | | 59.707 | | 36.420 | | 6 | 2:22.491 | 37.088 | | 1:06.021 | | 39.382 | |
| 24 Albert von Thurn und Taxis, DEU/ Tomas Enge, CZE | | | | | | | | theoretical besttime: 2:01.528 | | | | | | | |
| 1 | 24:43.534 | 23:17.891 | | 1:00.533 | | 25.110 | | 4 | 2:01.600 | 36.745 | | 1:00.081 | | 24.774 | |
| 2 | 2:02.068 | 37.009 | | 1:00.357 | | 24.702 | | 5 | 2:23.989 | 37.627 | | 1:05.802 | | 40.560 | |
| 3 | 2:02.028 | 36.888 | | 1:00.364 | | 24.776 | | | | | | | | | |
| 26 Maximilian Buhk, DEU/ Maximilian Götz, DEU | | | | | | | | theoretical besttime: 2:01.858 | | | | | | | |
| 1 | 20:24.250 | 18:51.535 | | 1:07.039 | | 25.676 | | 5 | 2:02.416 | 37.114 | | 1:00.328 | | 24.974 | |
| 2 | 2:02.069 | 37.212 | | 59.966 | | 24.891 | | 6 | 2:02.486 | 37.140 | | 1:00.295 | | 25.051 | |
| 3 | 2:02.281 | 37.205 | | 1:00.198 | | 24.878 | | 7 | 2:25.872 | 37.014 | | 1:10.023 | | 38.835 | |
| 4 | 2:11.225 | 37.271 | | 1:05.443 | | 28.511 | | | | | | | | | |
| 27 Luca Stolz, DEU/ Mathias Lauda, AUT | | | | | | | | theoretical besttime: 2:02.037 | | | | | | | |
| 1 | 20:49.850 | 19:18.274 | | 1:03.304 | | 28.272 | | 5 | 2:02.617 | 36.963 | | 1:00.508 | | 25.146 | |
| 2 | 2:02.512 | 37.174 | | 1:00.347 | | 24.991 | | 6 | 2:02.698 | 37.290 | | 1:00.329 | | 25.079 | |
| 3 | 2:02.217 | 37.143 | | 1:00.177 | | 24.897 | | 7 | 2:39.882 | 47.375 | | 1:12.911 | | 39.596 | |
| 4 | 2:15.832 | 41.803 | | 1:08.490 | | 25.539 | | | | | | | | | |
| 32 Tomas Pivoda, CZE/ Gerhard Tweraser, AUT | | | | | | | | theoretical besttime: 2:02.126 | | | | | | | |
| 1 | 8:20.037 | 6:17.198 | | 1:20.220 | | 42.619 | | 6 | 2:17.017 | 37.700 | | 1:04.418 | | 34.899 | |
| 2 | 7:02.590 | 5:32.157 | | 1:05.002 | | 25.431 | | 7 | 4:34.501 | 3:06.501 | | 1:01.745 | | 26.255 | |
| 3 | 2:02.157 | 37.384 | | 59.772 | | 25.001 | | 8 | 2:03.382 | 37.473 | | 1:00.655 | | 25.254 | |
| 4 | 2:02.477 | 37.355 | | 1:00.026 | | 25.096 | | 9 | 2:26.169 | 37.470 | | 1:09.381 | | 39.318 | |
| 5 | 2:02.610 | 37.353 | | 1:00.224 | | 25.033 | | | | | | | | | |
| 100 Florian Stoll, DEU/ Daniel Dobitsch, AUT | | | | | | | | theoretical besttime: 2:03.023 | | | | | | | |
| 1 | 5:35.907 | 4:05.223 | | 1:04.459 | | 26.225 | | 6 | 2:24.028 | 37.641 | | 1:10.819 | | 35.568 | |
| 2 | 2:39.347 | 37.830 | | 1:17.044 | | 44.473 | | 7 | 3:29.945 | 1:59.008 | | 1:05.217 | | 25.720 | |
| 3 | 10:55.811 | 9:27.070 | | 1:02.934 | | 25.807 | | 8 | 2:03.158 | 37.744 | | 59.941 | | 25.473 | |
| 4 | 2:03.270 | 37.783 | | 59.968 | | 25.519 | | 9 | 2:38.974 | 47.135 | | 1:12.673 | | 39.166 | |
| 5 | 2:03.451 | 37.609 | | 1:00.209 | | 25.633 | | | | | | | | | |



ADAC GT Masters

Start Grid Race 2



Provisional

Reg. Nr.: 44/2014

Sunday 10.8.2014 12:00

Slovakiaring, Length: 5922 m

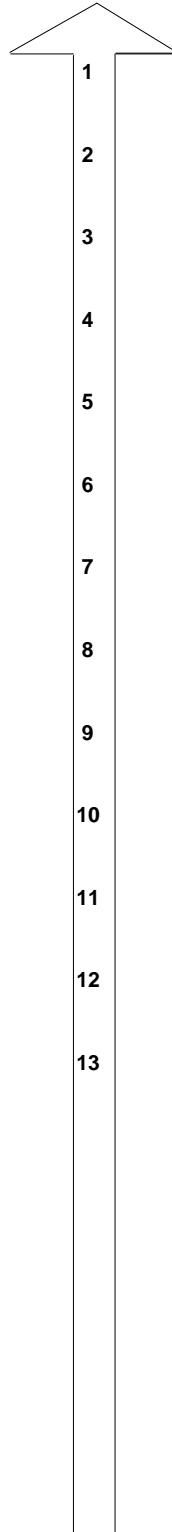
Air temperature: 23.4°C

Track temperature: 27.1°C

Weather condition: Dry

POLE POSITION

| | |
|---|----------|
| 19 PIXUM Team Schubert | 2:00.966 |
| Claudia Hürtgen/ Dominik Baumann* | |
| 24 Reiter Engineering | 2:01.600 |
| Albert von Thurn und Taxis/ Tomas Enge* | |
| 10 Prosperia C. Abt Racing | 2:01.800 |
| Kelvin van der Linde/ Rene Rast* | |
| 6 Farnbacher Racing | 2:01.926 |
| Philipp Frommenwiler/ Sebastian Asch* | |
| 16 YACO Racing | 2:01.997 |
| Philip Geipel/ Rahel Frey* | |
| 13 RWT Racing Team | 2:02.044 |
| David Jahn/ Sven Barth* | |
| 23 ROWE Racing | 2:02.087 |
| Maro Engel/ Jan Seyffarth* | |
| 18 Callaway Competition | 2:02.138 |
| Toni Seiler/ Andreas Simonsen* | |
| 22 ROWE Racing | 2:02.157 |
| Nico Bastian/ Jaime Alguersuari* | |
| 17 Callaway Competition | 2:02.264 |
| Remo Lips/ Lennart Marioneck* | |
| 100 kfzteile24 APR Motorsport | 2:03.158 |
| Florian Stoll/ Daniel Dobitsch* | |
| 14 MRS GT-Racing | 2:03.641 |
| Florian Spengler/ Marko Asmer* | |
| 7 TONINO Team Herberth | 2:13.505 |
| Herbert Handlos/ Robert Renauer* | |



| | |
|---|----------|
| 20 PIXUM Team Schubert | 2:00.542 |
| Max Sandritter/ Jens Klingmann* | |
| 1 Callaway Competition | 2:01.122 |
| Andreas Wirth/ Daniel Keilwitz* | |
| 2 Callaway Competition | 2:01.773 |
| Patrick Assenheimer/ Diego Alessi* | |
| 21 BKK Mobil Oil Zakspeed | 2:01.887 |
| Luca Ludwig/ Alon Day* | |
| 3 GW IT Racing Team Schütz Motors | 2:01.969 |
| Christian Engelhart/ Jaap van Lagen* | |
| 11 Prosperia C. Abt Racing | 2:02.034 |
| Fabian Hamprecht/ Nicki Thiim* | |
| 26 H.T.P. Motorsport | 2:02.069 |
| Maximilian Buhk/ Maximilian Götz* | |
| 12 Prosperia C. Abt Racing | 2:02.133 |
| Nikolaus Mayr-Melnhof/ Markus Winkelhock* | |
| 32 GRT Grasser Racing Team | 2:02.157 |
| Tomas Pivoda/ Gerhard Tweraser* | |
| 27 H.T.P. Motorsport | 2:02.217 |
| Luca Stolz/ Mathias Lauda* | |
| 5 Farnbacher Racing | 2:02.496 |
| Nathan Morcom/ Alex Riberas* | |
| 9 TONINO Team Herberth | 2:03.398 |
| Florian Scholze/ Dominic Jöst* | |
| 4 GW IT Racing Team Schütz Motors | 2:04.434 |
| Antonios Wossos/ Wolf Nathan* | |

* Marks the starting driver

Publications Time:

Clerk of the course:

Time Keeping: