



ADAC GT Masters

Results Warm Up

Provisional



Motorsport Arena Oschersleben, Length: 3696 m

Air temperature: 3.1°C

Track temperature: 9.6°C

Weather condition: Dry

DMSB - Reg. Nr.: 62/2012
Sunday 1.4.2012 08:55

**ADAC Masters
Weekend**

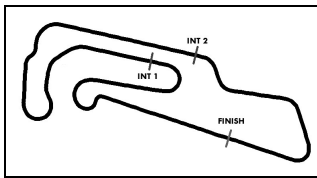
started : 33 classified : 33 not classified : 0

	Drivers	Team	Car	Lap	Best Time	Gap	Diff	Kph	Day Time
1	5 S.Asch/M.Götz	kfzteile24 MS Racing Team	Mercedes Benz AMG SLS GT3	7	1:28.474			150,4	9:08:05
2	36 C.Engelhart/N.Tandy	Team Geyer&Weinig EDV Schütz M	Porsche 911 GT3 R	6	1:28.525	0.051	0.051	150,3	9:06:23
3	40 B.Herndlhofer/C.Mamerow	MAMEROW Racing	AUDI R8 LMS ultra	5	1:28.672	0.198	0.147	150,1	9:02:50
4	15 S.Dolenc/M.Ragginger	FACH AUTO TECH	Porsche 911 GT3 R	6	1:28.877	0.403	0.205	149,7	9:05:05
5	1 D.Lunardi/M.Martin	ALPINA(DEU)	BMW Alpina B6 GT3	7	1:28.965	0.491	0.088	149,6	9:08:53
6	21 C.Joens/C.Mies	Prosperia uhc speed	AUDI R8 LMS ultra	6	1:29.065	0.591	0.100	149,4	9:04:29
7	35 A.Winter/C.Geipel	YACO Racing powered by Jochen S	Chevrolet Camaro GT3	8	1:29.327	0.853	0.262	149,0	9:08:29
8	18 T.Seiler/F.Kechele	Callaway Competition	Corvette Z06.R GT3	8	1:29.392	0.918	0.065	148,8	9:08:27
9	6 M.Farnbacher/N.Kentenich	Farnbacher ESET Racing	Ferrari 458 Italia GT3	8	1:29.504	1.030	0.112	148,7	9:09:01
10	9 A.Simonsen/M.Buhk	HEICO Junior Team	Mercedes Benz AMG SLS GT3	6	1:29.550	1.076	0.046	148,6	9:05:23
11	27 A.Wirth/H.Frentzen	Callaway Competition	Corvette Z06.R GT3	4	1:29.558	1.084	0.008	148,6	9:01:57
12	7 K.Heyer/C.Frankenhou	Heico Motorsport	Mercedes Benz AMG SLS GT3	5	1:29.630	1.156	0.072	148,5	9:03:50
13	28 D.Alessi/D.Keilwitz	Callaway Competition	Corvette Z06.R GT3	7	1:29.658	1.184	0.028	148,4	9:06:48
14	33 C.Nygaard/K.Poulsen	Young Driver AMR	Aston Martin V12 Vantage GT3	5	1:29.748	1.274	0.090	148,3	9:04:45
15	10 L.Arnold/A.Margaritis	Schöner Wohnen Polarweiss Team	Mercedes Benz AMG SLS GT3	6	1:29.775	1.301	0.027	148,2	9:04:48
16	34 M.Sandritter/P.Geipel	YACO Racing powered by Jochen S	Chevrolet Camaro GT3	5	1:29.828	1.354	0.053	148,1	9:04:19
17	20 C.Hürtgen/D.Schwager	Schubert Motorsport	BMW Z4 GT3	9	1:29.852	1.378	0.024	148,1	9:11:26
18	26 R.Bourdeaux/A.Renauer	Team GT 3 Kasko	Porsche 911 GT3 R	9	1:30.126	1.652	0.274	147,6	9:10:23
19	22 C.Tilke/C.Abt	Prosperia uhc speed	AUDI R8 LMS ultra	4	1:30.232	1.758	0.106	147,5	9:01:40
20	44 J.Stovicek/E.Janis	HEICO-GRAVITY CHAROUZ TEAM	Mercedes Benz AMG SLS GT3	3	1:30.317	1.843	0.085	147,3	9:01:04
21	38 J.Krohn/N.Verdonck	Lambda Performance	Ford GT GT3	7	1:30.477	2.003	0.160	147,1	9:07:34
22	31 T.Schulze/M.Schulze	Schulze Motorsport	Nissan GT-R GT3	7	1:30.855	2.381	0.378	146,4	9:08:02
23	25 G.Engelhardt/M.Seefried	Team GT 3 Kasko	Porsche 911 GT3 R	6	1:31.073	2.599	0.218	146,1	9:04:58
24	8 H.Proczyk/D.Baumann	Heico Motorsport	Mercedes Benz AMG SLS GT3	4	1:31.155	2.681	0.082	146,0	9:02:20
25	37 S.Bert/L.Ludwig	Gemballa Racing	McLaren MP4-12C GT3	8	1:31.218	2.744	0.063	145,9	9:11:15
26	23 F.Lestrup/M.Matzke	WestCoastRacing	BMW Z4	7	1:31.701	3.227	0.483	145,1	9:09:45
27	14 C.Ott/A.Müller	MRS GT-Racing	McLaren MP4-12C GT3	7	1:31.735	3.261	0.034	145,0	9:07:18
28	17 R.Lips/F.Schmickler	Callaway Competition	Corvette Z06.R GT3	8	1:32.174	3.700	0.439	144,4	9:08:42
29	32 F.Stuck/J.Stuck	Young Driver AMR	Aston Martin V12 Vantage GT3	6	1:32.480	4.006	0.306	143,9	9:09:29
30	16 O.Klohs/A.Gugger	FACH AUTO TECH	Porsche 911 GT3 R	9	1:32.834	4.360	0.354	143,3	9:11:23
31	2 J.Leidinger/F.Spengler	LIQUI MOLY Team Engstler(DEU)	BMW Alpina B6 GT3	3	1:34.391	5.917	1.557	141,0	9:03:58
32	43 G.Grasser/M.Dablander	GRT Grasser Racing Team	Lamborghini Gallardo LP600+	7	1:34.560	6.086	0.169	140,7	9:08:22
33	29 R.Renauer/N.Thiim	FROGREEN CO2 neutral	Porsche 911 GT3 R	3	1:35.535	7.061	0.975	139,3	9:02:29

Publications Time:

Race Director:

Time Keeping:



ADAC GT Masters

Lap analysis Warm Up

Provisional



Motorsport Arena Oschersleben, Length: 3696 m

Air temperature: 3.1°C

Track temperature: 9.4°C

Weather condition: Dry

DMSB - Reg. Nr.: 62/2012

Sunday 1.4.2012 08:55

**ADAC Masters
Weekend**

Lap	Time	SE1	SP1	SE2	SP2	SE3	SP3	TSP	Lap	Time	SE1	SP1	SE2	SP2	SE3	SP3	TSP
1	Dino Lunardi, FRA/ Maxime Martin, BEL								theoretical besttime: 1:28.903								
1	2:17.255	1:12.505	177	36.558	194	28.192	181		6	3:51.318	2:55.980	191	30.149	226	25.189	184	
2	1:34.137	35.470	187	31.732	220	26.935	183	232	7	1:28.965	33.782	191	29.932	226	25.251	178	236
3	1:30.838	35.051	189	30.401	225	25.386	183	235	8	1:30.444	35.063	191	30.138	226	25.243	185	231
4	1:30.422	34.162	190	30.776	226	25.484	184	235	9	1:36.527	33.831	191	29.807	226	32.889		236
5	1:39.562	34.038	191	30.135	224	35.389		237									

2	Johannes Leidinger, DEU/ Florian Spengler, DEU								theoretical besttime: 1:31.892								
1	2:30.860	1:14.609	179	36.346	186	39.905			3	1:34.391	36.000	191	31.703	220	26.688	187	234
2	4:52.719	3:45.650	185	36.031	209	31.038	182		4	1:39.817	34.392	194	30.812	226	34.613		240

5	Sebastian Asch, DEU/ Maximilian Götz, DEU								theoretical besttime: 1:28.474								
1	3:01.700	1:58.827	121	35.798	149	27.075	179		5	1:40.356	33.853	187	29.929	224	36.574		234
2	1:36.212	35.693	183	30.826	221	29.693	181	226	6	2:19.056	1:23.416	186	30.044	223	25.596	181	
3	1:29.897	34.444	187	30.087	223	25.366	182	232	7	1:28.474	33.787	189	29.714	223	24.973	182	232
4	1:29.054	33.907	189	29.898	224	25.249	182	232	8	1:38.932	34.658	188	30.309	206	33.965		217

6	Mario Farnbacher, DEU/ Niclas Kentenich, DEU								theoretical besttime: 1:29.334								
1	2:16.380	1:09.105	138	39.093	201	28.182	179		6	2:31.900	1:35.391	187	30.804	223	25.705	182	
2	1:33.923	36.194	182	31.524	223	26.205	182	229	7	1:30.086	34.121	188	30.425	222	25.540	181	233
3	1:31.468	34.974	186	30.799	225	25.695	183	236	8	1:29.504	33.844	187	30.341	222	25.319	182	234
4	1:30.459	34.424	188	30.424	226	25.611	182	235	9	1:29.547	33.755	187	30.336	221	25.456	180	234
5	1:37.623	34.035	189	30.260	225	33.328		235	10	1:53.120	37.649	144	35.317	167	40.154		233

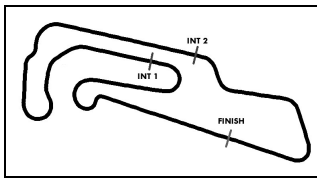
7	Kenneth Heyer, DEU/ Christiaan Frankenhou, NLD								theoretical besttime: 1:29.264								
1	2:42.916	1:33.764	143	38.214	144	30.938	174		6	1:42.230	34.060	185	29.883	222	38.287		231
2	1:35.521	37.268	183	31.989	218	26.264	179	217	7	2:44.864	1:48.129	184	30.901	222	25.834	179	
3	1:31.342	34.649	186	31.103	220	25.590	181	230	8	1:33.513	35.002	188	32.632	219	25.879	180	231
4	1:30.693	34.355	186	30.897	222	25.441	181	231	9	1:47.969	35.398	186	32.586	221	39.985		231
5	1:29.630	34.162	186	30.147	222	25.321	181	232									

8	Hari Proczyk, AUT/ Dominik Baumann, AUT								theoretical besttime: 1:30.021								
1	2:40.470	1:35.610	169	36.042	197	28.818	177		6	2:49.729	1:48.219	184	34.928	219	26.582	179	
2	1:35.473	36.968	183	31.936	220	26.569	179	228	7	1:32.828	34.760	186	31.287	221	26.781	179	232
3	1:32.424	35.066	187	31.383	221	25.975	180	230	8	1:33.727	34.482	187	31.902	220	27.343	180	232
4	1:31.155	34.742	185	30.540	222	25.873	180	231	9	1:47.531	34.604	187	31.671	219	41.256		231
5	1:37.267	34.101	187	30.047	223	33.119		231									

9	Andreas Simonsen, DEU/ Maximilian Buhk, DEU								theoretical besttime: 1:29.534								
1	2:45.543	1:40.104	175	36.712	200	28.727	177		6	1:29.550	34.120	185	30.313	221	25.117	180	230
2	1:34.960	36.276	183	31.895	219	26.789	176	226	7	1:39.346	34.357	186	30.424	222	34.565		230
3	1:31.712	34.843	186	30.724	220	26.145	179	227	8	2:45.154	1:48.108	183	31.056	219	25.990	179	
4	1:30.755	34.495	185	30.625	220	25.635	179	229	9	1:30.739	34.607	184	30.489	220	25.643	179	230
5	1:29.906	34.104	186	30.391	221	25.411	179	230	10	1:43.556	35.218	183	31.119	221	37.219		229

10	Lance David Arnold, DEU/ Alexandros Margaritis, GRC								theoretical besttime: 1:29.533								
1	2:14.533	1:11.184	176	36.581	213	26.768	177		6	1:29.775	34.413	186	30.153	221	25.209	180	229
2	1:32.543	35.454	184	31.244	218	25.845	178	225	7	1:36.937	34.416	186	30.296	221	32.225		229
3	1:30.542	34.422	186	30.573	221	25.547	179	228	8	2:30.563	1:33.747	184	31.148	220	25.668	180	
4	1:30.177	34.453	184	30.279	221	25.445	179	229	9	1:29.839	34.226	186	30.459	220	25.154	180	230
5	1:30.157	34.685	186	30.159	221	25.313	179	229	10	1:43.833	35.976	177	31.356	221	36.501		230

14	Christian Ott, DEU/ Alex Müller, DEU								theoretical besttime: 1:31.600								
1	2:50.084	1:41.267	175	39.440	139	29.377	173		6	1:33.071	35.298	179	31.084	215	26.689	174	224
2	1:38.463	37.503	177	32.692	213	28.268	174	225	7	1:31.735	34.889	180	31.045	216	25.801	175	226
3	1:33.816	35.586	179	31.551	212	26.679	175	225	8	1:33.479	36.455	181	31.358	217	25.666	176	227
4	1:38.646	35.549	181	32.169	172	30.928	177	222	9	1:49.741	36.583	182	32.107	172	41.051		227
5	1:32.464	35.071	179	31.111	216	26.282	174	227									



ADAC GT Masters

Lap analysis Warm Up



Provisional

Motorsport Arena Oschersleben, Length: 3696 m

Air temperature: 3.1°C

Track temperature: 9.4°C

Weather condition: Dry

DMSB - Reg. Nr.: 62/2012

Sunday 1.4.2012 08:55

**ADAC Masters
Weekend**

Lap	Time	SE1	SP1	SE2	SP2	SE3	SP3	TSP	Lap	Time	SE1	SP1	SE2	SP2	SE3	SP3	TSP
-----	------	-----	-----	-----	-----	-----	-----	-----	-----	------	-----	-----	-----	-----	-----	-----	-----

15 Swen Dolenc, DEU/ Martin Ragginger, AUT theoretical besttime: 1:28.640

1	2:20.383	1:19.536	183	34.062	222	26.785	184		6	1:28.877	33.656	194	30.174	228	25.047	186	240
2	1:36.143	35.010	190	31.954	222	29.179	186	235	7	1:43.022	33.545	193	30.196	229	39.281		240
3	1:33.249	34.198	194	30.471	231	28.580	186	240	8	2:42.361	1:45.247	192	31.308	226	25.806	185	
4	1:29.224	34.129	194	30.144	230	24.951	186	241	9	1:30.750	34.250	193	30.878	227	25.622	186	241
5	1:36.769	33.697	194	33.837	98	29.235	186	241	10	1:47.448	36.180	189	31.232	227	40.036		189

16 Otto Klohs, DEU/ Andrina Gugger, SUI theoretical besttime: 1:32.545

1	2:19.914	1:08.188	130	40.661	155	31.065	180		6	2:53.889	1:54.915	186	32.472	226	26.502	185	
2	1:37.295	37.456	186	32.846	226	26.993	185	193	7	1:33.413	35.411	190	31.676	227	26.326	185	237
3	1:33.661	35.179	189	31.922	227	26.560	182	241	8	1:34.773	35.293	190	33.338	227	26.142	185	240
4	1:33.517	35.081	191	31.862	226	26.574	183	239	9	1:32.834	35.022	190	31.381	227	26.431	185	240
5	1:43.910	35.431	190	31.602	226	36.877		238	10	1:44.605	35.439	188	32.335	227	36.831		239

17 Remo Lips, CHE/ Frank Schmickler, DEU theoretical besttime: 1:32.174

1	2:38.875	1:28.513	145	39.971	175	30.391	175		6	1:33.195	35.080	188	31.615	224	26.500	180	
2	1:42.045	39.437	180	33.974	192	28.634	180	208	7	1:32.598	35.002	188	31.408	224	26.188	179	
3	1:35.344	35.964	188	32.176	223	27.204	178	218	8	1:32.174	34.852	188	31.395	223	25.927	180	
4	1:34.526	35.770	187	31.891	224	26.865	181		9	1:49.626	37.690	182	33.800	219	38.136		226
5	1:33.480	35.300	187	31.546	225	26.634	180										

18 Tom Seiler, CHE/ Frank Kechele, DEU theoretical besttime: 1:29.264

1	2:39.689	1:32.716	169	37.524	185	29.449	181		6	1:30.013	34.196	191	30.340	232	25.477	184	
2	1:35.703	37.351	188	31.702	228	26.650	185	220	7	1:30.412	34.539	193	30.385	232	25.488	186	
3	1:32.523	35.120	191	31.377	231	26.026	185		8	1:29.392	34.121	192	29.986	232	25.285	186	
4	1:37.367	35.295	160	34.681	163	27.391	186		9	1:30.360	33.993	194	31.001	233	25.366	187	
5	1:32.033	34.850	192	31.139	229	26.044	186	237	10	1:47.059	34.037	193	32.914	152	40.108		

20 Claudia Hürtgen, DEU/ Dominik Schwager, DEU theoretical besttime: 1:29.758

1	2:04.606	59.736	172	35.736	198	29.134	171		6	3:33.119	2:37.158	181	30.503	215	25.458	175	
2	1:34.289	36.580	179	31.445	213	26.264	175	213	7	1:30.600	34.656	183	30.312	214	25.632	176	225
3	1:31.123	34.902	182	30.640	216	25.581	176	224	8	1:33.451	35.464	180	32.659	216	25.328	176	226
4	1:30.391	34.713	181	30.372	215	25.306	178	223	9	1:29.852	34.370	183	30.082	217	25.400	177	225
5	1:38.771	34.775	182	30.404	215	33.592	224		10	1:44.004	34.475	182	30.871	214	38.658		224

21 Christer Joens, DEU/ Christopher Mies, DEU theoretical besttime: 1:28.938

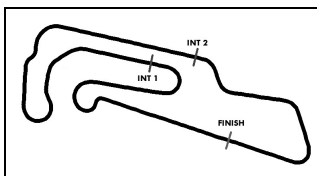
1	1:54.059	48.972	124	37.356	213	27.731	180		6	1:29.065	33.886	189	30.214	222	24.965	182	232
2	1:34.125	35.721	186	32.007	218	26.397	181	228	7	1:37.045	34.008	188	30.087	223	32.950		231
3	1:31.480	34.853	187	30.868	221	25.759	181	231	8	3:16.196	2:18.454	188	31.123	222	26.619	183	
4	1:30.203	34.353	187	30.560	222	25.290	180	230	9	1:29.810	34.409	187	30.330	221	25.071	182	233
5	1:29.495	34.221	189	30.279	222	24.995	183	230	10	1:36.854	34.191	189	30.243	222	32.420		230

22 Carsten Tilke, DEU/ Christian Abt, DEU theoretical besttime: 1:30.232

1	2:02.393	56.987	171	36.980	208	28.426	177		6	2:51.991	1:52.026	182	32.966	220	26.999	179	
2	1:35.956	36.636	180	32.773	219	26.547	179	226	7	1:33.959	35.724	185	31.494	221	26.741	179	229
3	1:31.190	34.621	185	30.857	220	25.712	180	227	8	1:34.075	35.214	173	32.317	220	26.544	181	229
4	1:30.232	34.430	185	30.510	219	25.292	181	228	9	1:34.883	35.927	184	32.290	221	26.666	182	227
5	1:42.889	37.358	184	31.709	220	33.822		228	10	1:46.528	35.443	186	31.734	214	39.351		229

23 Fredrik Lestrup, SWE/ Martin Matzke, CZE theoretical besttime: 1:31.572

1	2:42.209	1:30.071	160	40.388	120	31.750	174		6	1:32.848	35.812	181	31.084	218	25.952	180	227
2	1:49.416	39.416	179	34.098	215	35.902		213	7	1:31.701	35.324	183	30.643	219	25.734	178	230
3	2:41.330	1:43.614	182	31.513	216	26.203	177		8	1:31.969	35.203	183	30.660	219	26.106	178	228
4	1:39.207	35.195	182	30.829	218	33.183		226	9	1:43.143	35.459	183	31.177	219	36.507		228
5	2:48.217	1:49.028	182	31.815	218	27.374	177										



ADAC GT Masters

Lap analysis Warm Up



Provisional

Motorsport Arena Oschersleben, Length: 3696 m

Air temperature: 3.1°C

Track temperature: 9.4°C

Weather condition: Dry

DMSB - Reg. Nr.: 62/2012

Sunday 1.4.2012 08:55

**ADAC Masters
Weekend**

Lap	Time	SE1	SP1	SE2	SP2	SE3	SP3	TSP	Lap	Time	SE1	SP1	SE2	SP2	SE3	SP3	TSP
25	Georg Engelhardt, DEU/ Marco Seefried, DEU								theoretical besttime: 1:30.814								
1	2:17.004	1:10.258	157	38.422	191	28.324	182		6	1:31.073	34.484	190	30.632	225	25.957	183	238
2	1:34.845	36.412	187	32.011	225	26.422	184	234	7	1:40.516	34.640	187	31.140	224	34.736		236
3	1:32.813	35.547	186	31.309	226	25.957	184	239	8	2:47.192	1:48.864	188	31.896	222	26.432	184	
4	1:31.276	34.703	189	30.788	227	25.785	185	237	9	1:34.405	35.989	187	31.947	222	26.469	181	238
5	1:31.077	34.747	189	30.585	225	25.745	185	238	10	1:45.179	35.328	182	31.524	226	38.327		235

26	Rene Bourdeaux, DEU/ Alfred Renauer, DEU								theoretical besttime: 1:30.025								
1	2:47.205	1:37.413	164	39.137	153	30.655	168		6	1:33.515	36.016	191	31.526	229	25.973	187	210
2	1:44.271	39.109	164	35.729	180	29.433	167	185	7	1:30.451	34.472	194	30.608	229	25.371	188	243
3	1:39.302	38.005	182	33.633	183	27.664	179	196	8	1:30.320	34.232	195	30.533	232	25.555	188	244
4	1:34.741	36.041	192	31.993	208	26.707	185	217	9	1:30.126	34.275	196	30.591	231	25.260	187	245
5	1:32.435	35.072	191	31.154	228	26.209	184	226	10	1:45.106	35.563	193	31.731	228	37.812		233

27	Andreas Wirth, DEU/ Heinz Harald Frentzen, DEU								theoretical besttime: 1:29.540								
1	2:18.378	1:12.131	169	36.943	182	29.304	179		6	3:07.392	2:06.777	136	33.633	224	26.982	183	
2	1:35.580	36.696	188	31.994	220	26.890	182	215	7	1:31.800	34.899	190	30.797	230	26.104	184	
3	1:33.425	35.863	189	30.805	227	26.757	182	238	8	1:31.469	34.645	192	31.262	229	25.562	184	242
4	1:29.558	34.079	192	29.996	231	25.483	186		9	1:30.266	34.338	192	30.463	231	25.465	188	241
5	1:40.225	35.319	189	30.850	221	34.056			10	1:48.762	38.669	187	32.636	226	37.457		175

28	Diego Alessi, ITA/ Daniel Keilwitz, DEU								theoretical besttime: 1:29.658								
1	2:35.178	1:26.607	153	39.052	160	29.519	178		5	1:30.402	34.592	192	30.392	227	25.418	183	240
2	1:37.371	37.001	188	33.166	224	27.204	180	233	6	1:29.921	34.288	192	30.253	227	25.380	182	
3	1:33.608	36.152	190	31.359	227	26.097	182		7	1:29.658	34.149	193	30.149	230	25.360	184	
4	1:31.360	34.620	192	30.982	224	25.758	182		8	1:47.865	36.401	190	32.342	202	39.122		241

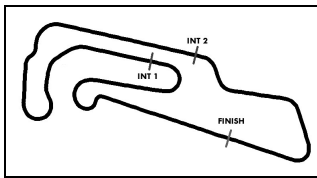
29	Robert Renauer, DEU/ Nicki Thiim, DEN								theoretical besttime: 1:34.424								
1	4:09.662	3:02.510		37.116	183	30.036	179		3	1:35.535	35.844		32.987	224	26.704	182	
2	1:44.098	39.446		35.781	203	28.871	182		4	1:46.247	35.592		32.128	224	38.527		

31	Tobias Schulze, DEU/ Michael Schulze, DEU								theoretical besttime: 1:30.591								
1	3:35.459	2:22.047	130	41.644	135	31.768	141		6	1:31.095	34.793	183	30.605	221	25.697	179	229
2	1:44.834	43.685	169	33.983	213	27.166	177	125	7	1:30.855	34.583	186	30.553	218	25.719	178	230
3	1:34.672	37.106	182	31.347	218	26.219	178	227	8	1:31.153	34.928	186	30.672	221	25.553	179	229
4	1:33.463	36.307	184	31.011	221	26.145	179	230	9	1:31.049	34.580	186	30.458	222	26.011	180	231
5	1:31.460	34.892	182	30.665	221	25.903	179	230	10	1:47.123	35.053	184	35.889	146	36.181		227

32	Ferdinand Stuck, DEU/ Johannes Stuck, DEU								theoretical besttime: 1:31.064								
1	4:01.742	2:53.387	120	37.494	157	30.861	176		5	2:48.386	1:49.048	183	32.454	217	26.884	178	
2	1:32.836	35.608	183	31.150	218	26.078	178	224	6	1:32.480	35.309	185	31.008	218	26.163	179	227
3	1:44.087	34.687	185	30.299	220	39.101		228	7	1:45.591	34.715	185	30.337	220	40.539		229
4	2:49.577	1:35.308	176	36.531	183	37.738											

33	Christoffer Nygaard, DEN/ Kristian Poulsen, DEN								theoretical besttime: 1:29.464								
1	3:31.934	2:16.889	102	43.070	128	31.975	156		6	1:29.897	34.328	185	30.149	219	25.420	180	227
2	1:40.489	38.989	181	34.068	171	27.432	177	182	7	1:30.342	34.528	186	30.372	219	25.442	179	228
3	1:32.161	35.530	185	30.809	218	25.822	178	224	8	1:30.732	35.108	183	30.483	218	25.141	179	228
4	1:30.863	34.737	186	30.476	219	25.650	179	226	9	1:37.126	34.401	186	30.178	219	32.547		227
5	1:29.748	34.436	185	29.995	218	25.317	180	226									

34	Max Sandritter, DEU/ Philip Geipel, DEU								theoretical besttime: 1:29.718								
1	3:07.670	1:55.882	118	40.775	133	31.013	119		6	1:29.867	34.121	194	30.317	233	25.429	187	244
2	1:39.918	40.985	185	32.295	208	26.638	187	156	7	1:30.117	34.126	192	30.340	234	25.651	187	245
3	1:31.414	35.250	195	30.453	233	25.711	187	237	8	1:31.119	35.045	191	30.371	233	25.703	186	245
4	1:29.993	34.135	194	30.418	233	25.440	188	243	9	1:30.011	34.069	194	30.352	233	25.590	188	243
5	1:29.828	33.972	192	30.360	234	25.496	187	245	10	1:38.667	34.253	193	30.327	233	34.087		243



ADAC GT Masters

Lap analysis Warm Up

Provisional



Motorsport Arena Oschersleben, Length: 3696 m

Air temperature: 3.1°C

Track temperature: 9.4°C

Weather condition: Dry

DMSB - Reg. Nr.: 62/2012
Sunday 1.4.2012 08:55

**ADAC Masters
Weekend**

Lap	Time	SE1	SP1	SE2	SP2	SE3	SP3	TSP	Lap	Time	SE1	SP1	SE2	SP2	SE3	SP3	TSP
35	Achim Winter, DEU/ Charlie Geipel, DEU								theoretical besttime: 1:29.327								
1	2:45.418	1:35.558	128	39.838	147	30.022	160		6	1:29.926	34.030	196	30.377	233	25.519	188	246
2	1:38.721	38.119	187	32.495	222	28.107	188	204	7	1:29.760	33.921	197	30.432	234	25.407	188	246
3	1:32.265	35.425	193	30.817	232	26.023	189	244	8	1:29.327	33.691	196	30.325	233	25.311	189	246
4	1:30.185	34.320	195	30.456	234	25.409	190	245	9	1:42.755	33.739	196	32.622	201	36.394		246
5	1:32.764	34.043	194	31.816	222	26.905	189	247									

36	Christian Engelhart, DEU/ Nick Tandy, GBR								theoretical besttime: 1:28.455								
1	1:57.995	53.271	180	35.503	200	29.221	179		6	1:28.525	33.564	192	30.026	228	24.935	185	238
2	1:46.855	37.176	187	32.986	216	36.693		227	7	1:28.692	33.629	191	30.043	228	25.020	185	240
3	3:07.506	2:07.602	168	32.667	225	27.237	157		8	1:32.629	33.494	193	32.384	229	26.751	185	239
4	1:32.212	35.662	191	30.826	228	25.724	184	218	9	1:29.858	33.968	191	30.636	227	25.254	185	240
5	1:29.388	34.001	189	30.283	228	25.104	185	239	10	1:36.678	33.606	192	30.100	228	32.972		239

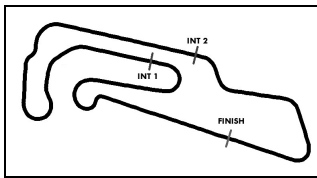
37	Sascha Bert, DEU/ Luca Ludwig, DEU								theoretical besttime: 1:31.165								
1	2:07.770	1:03.504	177	36.189	206	28.077	180		6	4:43.078	3:46.208	188	31.176	224	25.694	182	
2	1:34.762	36.366	188	31.838	224	26.558	182	233	7	1:31.694	35.208	188	30.942	224	25.544	183	234
3	1:32.804	35.494	189	31.345	225	25.965	184	234	8	1:31.218	34.679	189	30.944	225	25.595	182	234
4	1:31.980	35.186	190	30.974	225	25.820	184	235	9	1:40.200	35.014	190	31.131	224	34.055		234
5	1:41.200	36.089	190	31.242	225	33.869		234									

38	Jesse Krohn, FIN/ Nicolas Verdonck, BEL								theoretical besttime: 1:30.193								
1	2:54.494	1:46.654	177	37.430	191	30.410	180		5	1:42.057	34.323	192	30.754	229	36.980		
2	1:36.157	36.188	189	32.745	218	27.224	183	237	6	1:46.712	50.293	192	30.873	229	25.546	186	
3	1:31.930	34.931	192	30.989	228	26.010	185		7	1:30.477	34.374	193	30.563	230	25.540	186	
4	1:31.653	34.436	192	31.505	229	25.712	186	240	8	1:38.447	34.403	192	30.330	231	33.714		

40	Bernd Herndlhofer, AUT/ Christian Mamerow, DEU								theoretical besttime: 1:28.672								
1	1:51.237	45.951	150	37.804	129	27.482	176		5	1:28.672	33.883	186	29.932	221	24.857	179	228
2	1:31.869	34.785	184	31.618	209	25.466	179	224	6	1:34.912	35.590	182	32.596	191	26.726	179	230
3	1:29.245	33.989	184	30.001	220	25.255	178	227	7	1:38.584	34.120	186	30.133	221	34.331		227
4	1:28.992	33.917	186	30.050	220	25.025	179	227									

43	Gottfried Grasser, AUT/ Mario Dablander, AUT								theoretical besttime: 1:34.534								
1	2:10.263	1:01.734	166	38.275	188	30.254	173		6	1:35.066	36.466	181	31.886	218	26.714	178	223
2	1:39.561	37.572	178	33.594	201	28.395	174	222	7	1:34.560	36.180	180	31.912	216	26.468	178	228
3	1:38.571	37.474	175	33.020	215	28.077	175	224	8	1:40.605	36.207	182	36.167	202	28.231	175	227
4	1:48.720	36.672	180	32.614	199	39.434		225	9	1:50.304	37.694	180	31.850	216	40.760		183
5	2:55.036	1:55.237	179	32.479	215	27.320	176										

44	Jan Stovicek, CZE/ Erik Janis, CZE								theoretical besttime: 1:29.992								
1	3:00.898	1:53.246	126	38.788	153	28.864	175		6	1:35.515	35.841	182	32.494	218	27.180	175	229
2	1:32.837	35.852	179	30.986	218	25.999	177	225	7	1:35.700	36.431	155	32.743	218	26.526	178	226
3	1:30.317	34.545	184	30.343	219	25.429	177	227	8	1:35.896	36.057	160	33.461	218	26.378	178	228
4	1:39.847	34.220	184	31.350	220	34.277		228	9	1:46.577	35.729	183	32.457	218	38.391		227
5	3:24.877	2:24.385	180	33.303	214	27.189	177										



ADAC GT Masters

Vmax list Warm Up

Provisional



Motorsport Arena Oschersleben, Length: 3696 m

Air temperature: 3.1°C

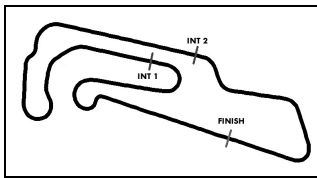
Track temperature: 9.3°C

Weather condition: Dry

DMSB - Reg. Nr.: 62/2012
Sunday 1.4.2012 08:55

**ADAC Masters
Weekend**

Nr	Team, Car, Driver, Nat	Top speed
35	YACO Racing powered by Jochen Schweizer, Chevrolet Ca Winter Achim , DEU Geipel Charlie , DEU	247,45 km/h
34	YACO Racing powered by Jochen Schweizer, Chevrolet Ca Sandritter Max , DEU Geipel Philip , DEU	245,47 km/h
26	Team GT 3 Kasko, Porsche 911 GT3 R Bourdeaux Rene , DEU Renauer Alfred , DEU	244,64 km/h
27	Callaway Competition, Corvette Z06.R GT3 Wirth Andreas , DEU Frentzen Heinz Harald , DEU	242,21 km/h
15	FACH AUTO TECH, Porsche 911 GT3 R Dolenc Swen , DEU Ragginger Martin , AUT	241,45 km/h
16	FACH AUTO TECH, Porsche 911 GT3 R Klohs Otto , DEU Gugger Andrina , SUI	240,64 km/h
28	Callaway Competition, Corvette Z06.R GT3 Alessi Diego , ITA Keilwitz Daniel , DEU	240,59 km/h
2	LIQUI MOLY Team Engstler, BMW Alpina B6 GT3 Leidinger Johannes , DEU Spengler Florian , DEU	239,95 km/h
38	Lambda Performance, Ford GT GT3 Krohn Jesse , FIN Verdonck Nicolas , BEL	239,84 km/h
36	Team Geyer&Weinig EDV Schütz Motorsport, Porsche 911 (Engelhart Christian , DEU Tandy Nick , GBR	239,68 km/h
25	Team GT 3 Kasko, Porsche 911 GT3 R Engelhardt Georg , DEU Seefried Marco , DEU	239,04 km/h
1	ALPINA, BMW Alpina B6 GT3 Lunardi Dino , FRA Martin Maxime , BEL	237,46 km/h
18	Callaway Competition, Corvette Z06.R GT3 Seiler Tom , CHE Kechele Frank , DEU	237,46 km/h
6	Farnbacher ESET Racing, Ferrari 458 Italia GT3 Farnbacher Mario , DEU Kentenich Niclas , DEU	236,10 km/h



ADAC GT Masters

Vmax list Warm Up

Provisional



Motorsport Arena Oschersleben, Length: 3696 m

Air temperature: 3.1°C

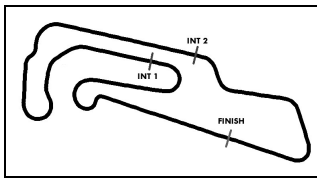
Track temperature: 9.3°C

Weather condition: Dry

DMSB - Reg. Nr.: 62/2012
Sunday 1.4.2012 08:55

**ADAC Masters
Weekend**

Nr	Team, Car, Driver, Nat	Top speed
37	Gemballa Racing, McLaren MP4-12C GT3 Bert Sascha , DEU Ludwig Luca , DEU	235,28 km/h
5	kfzteile24 MS Racing Team, Mercedes Benz AMG SLS GT3 Asch Sebastian , DEU Götz Maximilian , DEU	233,85 km/h
21	Prosperia uhc speed, AUDI R8 LMS ultra Joens Christer , DEU Mies Christopher , DEU	232,89 km/h
8	Heico Motorsport, Mercedes Benz AMG SLS GT3 Proczyk Hari , AUT Baumann Dominik , AUT	231,98 km/h
7	Heico Motorsport, Mercedes Benz AMG SLS GT3 Heyer Kenneth , DEU Frankenhout Christiaan , NLD	231,53 km/h
31	Schulze Motorsport, Nissan GT-R GT3 Schulze Tobias , DEU Schulze Michael , DEU	230,59 km/h
10	Schöner Wohnen Polarweiss Team HEICO, Mercedes Benz Arnold Lance David , DEU Margaritis Alexandros , GRC	230,00 km/h
9	HEICO Junior Team, Mercedes Benz AMG SLS GT3 Simonsen Andreas , DEU Buhk Maximilian , DEU	229,85 km/h
23	WestCoastRacing, BMW Z4 Lestrup Fredrik , SWE Matzke Martin , CZE	229,75 km/h
40	MAMEROW Racing, AUDI R8 LMS ultra Herndlhofer Bernd , AUT Mamerow Christian , DEU	229,51 km/h
32	Young Driver AMR, Aston Martin V12 Vantage GT3 Stuck Ferdinand , DEU Stuck Johannes , DEU	228,92 km/h
22	Prosperia uhc speed, AUDI R8 LMS ultra Tilke Carsten , DEU Abt Christian , DEU	228,68 km/h
44	HEICO-GRAVITY CHAROUZ TEAM, Mercedes Benz AMG SI Stovicek Jan , CZE Janis Erik , CZE	228,54 km/h
43	GRT Grasser Racing Team, Lamborghini Gallardo LP600+ Grasser Gottfried , AUT Dablander Mario , AUT	228,00 km/h



ADAC GT Masters

Vmax list Warm Up

Provisional



Motorsport Arena Oschersleben, Length: 3696 m

Air temperature: 3.1°C

Track temperature: 9.3°C

Weather condition: Dry

DMSB - Reg. Nr.: 62/2012
Sunday 1.4.2012 08:55

**ADAC Masters
Weekend**

Nr	Team, Car, Driver, Nat	Top speed
33	Young Driver AMR, Aston Martin V12 Vantage GT3 Nygaard Christoffer , DEN Poulsen Kristian , DEN	227,81 km/h
14	MRS GT-Racing, McLaren MP4-12C GT3 Ott Christian , DEU Müller Alex , DEU	227,47 km/h
20	Schubert Motorsport, BMW Z4 GT3 Hürtgen Claudia , DEU Schwager Dominik , DEU	226,37 km/h
17	Callaway Competition, Corvette Z06.R GT3 Lips Remo , CHE Schmickler Frank , DEU	226,09 km/h
29	FROGREEN CO2 neutral, Porsche 911 GT3 R Renauer Robert , DEU Thiim Nicki , DEN	km/h