

# **Ergebnis**

**ADAC Mini Bike Cup**

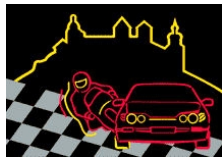
**2014**

**V4 Schlüsselfeld**

**am**

**05.07.2014**

**Einsteigerklasse**



ADAC Mini Bike Cup 2014

Nach bester Rundenzeit sortiert

Einsteiger

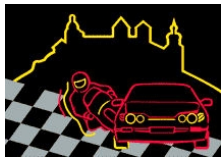
Schlüsselfeld 0,823 Km

1. Freies Training

05.07.2014 09:00

Training started at 9:00:39

Pos.	St.Nr.	Name	Ort	Nat	Bewerber	Klasse	Beste Zeit.	Diff.	schw.	de
1	3	Marvin Siebrath	Wildenfels	GER	ADAC Sachsen Leistungszentrum	Ein	42.337		69,981	12
2	54	Michal Búlik	Skalica	SVK	BOS racing team	Ein	42.488	.151	69,733	13
3	22	Aaron Schäfer	Schorndorf-Buh	GER	ADAC Württemberg e.V.	Ein	43.158	.821	68,650	7
4	1	Nicolas Czyba	Oelsnitz	GER	ADAC Sachsen Leistungszentrum	Ein	43.249	.912	68,506	18
5	11	Troy Bude	Pössneck	GER	Beinlich Racing Team e.V.	Ein	43.275	.938	68,464	13
6	5	Valentin Frühauf	Frauenreuth	GER	ADAC Racing Team AMC Sachsenring	Ein	43.430	.093	68,220	16
7	12	Mike Schorpp	Bergatreute	GER	ADAC Württemberg e.V.	Ein	43.653	.316	67,872	16
8	56	Stepan Zuda	Liberee	CZE	Stepan Zuda	Ein	43.746	.409	67,727	11
9	8	Justin Hänse	Harth-Pöllnitz	GER	Beinlich Racing Team e.V.	Ein	43.872	.535	67,533	13
10	51	Tristan Walch	Lechaschau	AUT	Pocketbike IG München e.V.	Ein	43.968	.631	67,385	15
11	9	Lukas Franke	Naumburg	GER	ADAC Racing Team AMC Sachsenring	Ein	44.184	.847	67,056	16
12	6	Benjamin Hagmaier	Neulingen	GER	AMC Ettlingen/ADAC Nordbaden e.V.	Ein	44.609	.272	66,417	18
13	4	Nick Filler	Neustadt an der	GER	Beinlich Racing Team e.V.	Ein	44.717	.380	66,257	14
14	24	Lucas Buschkönig	Marktoberdorf	GER	ADAC Team Südbayern e.V.	Ein	44.840	.503	66,075	14
15	23	Elias Celik	Ober-Ramstadt	GER	AMC Ettlingen/ADAC Nordbaden e.V.	Ein	44.979	.642	65,871	13
16	39	Florian Weisa	Schwabmünche	GER	ADAC Team Südbayern e.V.	Ein	45.634	.297	64,925	14
17	2	Nina Castellano	Karlsruhe	GER	AMC Ettlingen/ADAC Nordbaden e.V.	Ein	45.724	.387	64,797	18
18	27	Lucas Kaminski	Rüsselsheim	GER	AMC Ettlingen/ADAC Nordbaden e.V.	Ein	45.958	.621	64,468	17
19	38	Valentin Foger	Oberlaufkirchen	GER	ADAC Team Südbayern e.V.	Ein	46.081	.744	64,295	15
20	19	Sven Ort kraß	Bad Tölz	GER	AC München von 1903	Ein	47.938	.601	61,805	15
21	25	Mauro Herget	Karlstadt	GER	ADAC Team Nordbayern	Ein	48.807	.470	60,704	2



## ADAC Mini Bike Cup 2014

Einsteiger

Schlüsselfeld 0,823 Km

1. Freies Training

05.07.2014 09:00

Training started at 9:00:39

Runde	Rundenzeit	Diff.	Tageszeit
<b>(3) Marvin Siebrath</b>			
1	51.674	+9.337	9:01:33.142
2	47.977	+5.640	9:02:21.119
3	44.951	+2.614	9:03:06.070
4	44.305	+1.968	9:03:50.375
5	43.919	+1.582	9:04:34.294
6	43.306	+0.969	9:05:17.600
7	42.521	+0.184	9:06:00.121
8	42.409	+0.072	9:06:42.530
9	1:40.669	+58.332	9:08:23.199
10	43.305	+0.968	9:09:06.504
11	43.558	+1.221	9:09:50.062
12	42.337		9:10:32.399
13	43.392	+1.055	9:11:15.791
14	44.028	+1.691	9:11:59.819
15	43.522	+1.185	9:12:43.341
16	45.700	+3.363	9:13:29.041
17	42.597	+0.260	9:14:11.638
18	42.830	+0.493	9:14:54.468
19	42.837	+0.500	9:15:37.305
<b>(54) Michal Búlik</b>			
1	47.801	+5.313	9:02:22.558
2	45.609	+3.121	9:03:08.167
3	43.917	+1.429	9:03:52.084
4	43.034	+0.546	9:04:35.118
5	43.433	+0.945	9:05:18.551
6	59.457	+16.969	9:06:18.008
7	42.923	+0.435	9:07:00.931
8	42.607	+0.119	9:07:43.538
9	44.110	+1.622	9:08:27.648
10	43.128	+0.640	9:09:10.776
11	42.893	+0.405	9:09:53.669
12	42.601	+0.113	9:10:36.270
13	42.488		9:11:18.758
14	42.944	+0.456	9:12:01.702
15	42.887	+0.399	9:12:44.589
16	1:28.209	+45.721	9:14:12.798
17	43.724	+1.236	9:14:56.522
18	42.632	+0.144	9:15:39.154
<b>(22) Aaron Schäfer</b>			
1	51.336	+8.178	9:01:33.368
2	48.036	+4.878	9:02:21.404
3	44.445	+1.287	9:03:05.849
4	44.390	+1.232	9:03:50.239
5	43.908	+0.750	9:04:34.147
6	44.226	+1.068	9:05:18.373
7	43.158		9:06:01.531
8	43.161	+0.003	9:06:44.692
9	43.620	+0.462	9:07:28.312
10	43.944	+0.786	9:08:12.256
11	43.263	+0.105	9:08:55.519
12	43.652	+0.494	9:09:39.171
13	43.421	+0.263	9:10:22.592
14	43.838	+0.680	9:11:06.430
15	43.558	+0.400	9:11:49.988
16	43.830	+0.672	9:12:33.818
17	44.097	+0.939	9:13:17.915
18	43.604	+0.446	9:14:01.519
19	43.826	+0.668	9:14:45.345
20	43.694	+0.536	9:15:29.039
21	43.703	+0.545	9:16:12.742
<b>(1) Nicolas Czyba</b>			
1	53.363	+10.114	9:19:58.986
2	50.700	+7.451	9:20:49.686
3	49.137	+5.888	9:21:38.823
4	46.913	+3.664	9:22:25.736
5	45.738	+2.489	9:23:11.474
6	45.121	+1.872	9:23:56.595
7	45.161	+1.912	9:24:41.756
8	44.497	+1.248	9:25:26.253

Runde	Rundenzeit	Diff.	Tageszeit
<b>(11) Troy Bude</b>			
1	1:00.136	+16.861	9:20:04.813
2	55.560	+12.285	9:21:00.373
3	52.988	+9.713	9:21:53.361
4	2:02.806	+1:19.531	9:23:56.167
5	48.151	+4.876	9:24:44.318
6	45.084	+1.809	9:25:29.402
7	44.328	+1.053	9:26:13.730
8	44.229	+0.954	9:26:57.959
9	43.591	+0.316	9:27:41.550
10	45.242	+1.967	9:28:26.792
11	45.410	+2.135	9:29:12.202
12	44.316	+1.041	9:29:56.518
13	43.275		9:30:39.793
14	43.799	+0.524	9:31:23.592
15	43.705	+0.430	9:32:07.297
16	43.419	+0.144	9:32:50.716
<b>(5) Valentin Frühauf</b>			
1	54.509	+11.079	9:20:04.189
2	50.041	+6.611	9:20:54.230
3	48.252	+4.822	9:21:42.482
4	46.899	+3.469	9:22:29.381
5	46.029	+2.599	9:23:15.410
6	45.983	+2.553	9:24:01.393
7	54.665	+11.235	9:24:56.058
8	45.242	+1.812	9:25:41.300
9	44.280	+0.850	9:26:25.580
10	44.122	+0.692	9:27:09.702
11	44.075	+0.645	9:27:53.777
12	43.814	+0.384	9:28:37.591
13	43.776	+0.346	9:29:21.367
14	43.484	+0.054	9:30:04.851
15	43.725	+0.295	9:30:48.576
16	43.430		9:31:32.006
17	43.812	+0.382	9:32:15.818
18	43.484	+0.054	9:32:59.302
19	45.598	+2.168	9:33:44.900
<b>(12) Mike Schorpp</b>			
1	52.160	+8.507	9:01:38.126
2	46.142	+2.489	9:02:24.268
3	45.130	+1.477	9:03:09.398
4	44.770	+1.117	9:03:54.168
5	44.676	+1.023	9:04:38.844
6	44.214	+0.561	9:05:23.058
7	44.493	+0.840	9:06:07.551
8	44.426	+0.773	9:06:51.977
9	45.095	+1.442	9:07:37.072
10	44.341	+0.688	9:08:21.413
11	43.936	+0.283	9:09:05.349
12	1:45.639	+1:01.986	9:10:50.988
13	44.908	+1.255	9:11:35.896
14	43.716	+0.063	9:12:19.612
15	43.872	+0.219	9:13:03.484
16	43.653		9:13:47.137
17	43.951	+0.298	9:14:31.088
18	44.932	+1.279	9:15:16.020
19	44.846	+1.193	9:16:00.866
<b>(56) Stepan Zuda</b>			
1	57.558	+13.812	9:01:48.951
2	51.256	+7.510	9:02:40.207

Runde	Rundenzeit	Diff.	Tageszeit
<b>(8) Justin Hänse</b>			
1	1:01.536	+17.664	9:20:04.079
2	58.757	+14.885	9:21:02.836
3	56.906	+13.034	9:21:59.742
4	56.417	+12.545	9:22:56.159
5	54.820	+10.948	9:23:50.979
6	53.108	+9.236	9:24:44.087
7	46.984	+3.112	9:25:31.071
8	46.060	+2.188	9:26:17.131
9	45.919	+2.047	9:27:03.050
10	44.874	+1.002	9:27:47.924
11	44.605	+0.733	9:28:32.529
12	44.440	+0.568	9:29:16.969
13	43.872		9:30:00.841
14	44.084	+0.212	9:30:44.925
15	44.978	+1.106	9:31:29.903
16	44.508	+0.636	9:32:14.411
17	44.158	+0.286	9:32:58.569
18	47.590	+3.718	9:33:46.159
<b>(51) Tristan Walch</b>			
1	1:00.083	+16.115	9:20:03.377
2	51.125	+7.157	9:20:54.502
3	48.229	+4.261	9:21:42.731
4	46.808	+2.840	9:22:29.539
5	46.286	+2.318	9:23:15.825
6	45.962	+1.994	9:24:01.787
7	45.735	+1.767	9:24:47.522
8	45.163	+1.195	9:25:32.685
9	44.608	+0.640	9:26:17.293
10	45.203	+1.235	9:27:02.496
11	44.428	+0.460	9:27:46.924
12	45.052	+1.084	9:28:31.976
13	44.339	+0.371	9:29:16.315
14	44.322	+0.354	9:30:00.637
15	43.968		9:30:44.605
16	45.041	+1.073	9:31:29.646
17	44.595	+0.627	9:32:14.241
18	44.194	+0.226	9:32:58.435
19	46.750	+2.782	9:33:45.185
<b>(9) Lukas Franke</b>			
1	59.568	+15.384	9:20:05.434
2	56.447	+12.263	9:21:01.881
3	52.614	+8.430	9:21:54.495
4	1:31.662	+47.478	9:23:26.157
5	52.909	+8.725	9:24:19.066
6	51.641	+7.457	9:25:10.707
7	51.051	+6.867	9:26:01.758
8	48.597	+4.413	9:26:50.555
9	47.873	+3.689	9:27:38.228
10	46.342	+2.158	9:28:24.570
11	46.291	+2.107	9:29:10.861
12	45.615	+1.431	9:29:56.474
13	44.637	+0.453	9:30:41.113
14	44.319	+0.135	9:31:25.432
15	45.360	+1.176	9:32:10.792
16	44.184		9:32:54.976

Zeitnahmekommissar &amp; Auswertung: SDO SportTiming, Werner Grimm

Orbits

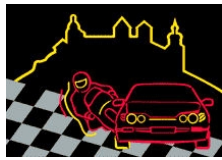
Rennteiler: Manfred Herget

Zeitnahme:

www.mylaps.com

Aushang: \_\_\_\_\_ Uhr Reg.-Nr.: MB01/2014

Lizensiert für GRIMM Sportzeit Hanau



# ADAC Mini Bike Cup 2014

Einsteiger

Schlüsselfeld 0,823 Km

1. Freies Training

05.07.2014 09:00

Training started at 9:00:39

Runde	Rundenzeit	Diff.	Tageszeit
<b>(6) Benjamin Hagmaier</b>			
1	50.137	+5.528	9:01:33.791
2	48.020	+3.411	9:02:21.811
3	48.577	+3.968	9:03:10.388
4	45.317	+0.708	9:03:55.705
5	45.121	+0.512	9:04:40.826
6	44.876	+0.267	9:05:25.702
7	45.161	+0.552	9:06:10.863
8	44.800	+0.191	9:06:55.663
9	45.547	+0.938	9:07:41.210
10	45.333	+0.724	9:08:26.543
11	45.640	+1.031	9:09:12.183
12	44.980	+0.371	9:09:57.163
13	45.102	+0.493	9:10:42.265
14	44.777	+0.168	9:11:27.042
15	45.296	+0.687	9:12:12.338
16	44.684	+0.075	9:12:57.022
17	44.635	+0.026	9:13:41.657
18	44.609		9:14:26.266
19	44.773	+0.164	9:15:11.039
20	45.225	+0.616	9:15:56.264

Runde	Rundenzeit	Diff.	Tageszeit
<b>(4) Nick Filler</b>			
1	59.172	+14.455	9:20:16.337
2	54.274	+9.557	9:21:10.611
3	52.002	+7.285	9:22:02.613
4	51.439	+6.722	9:22:54.052
5	50.126	+5.409	9:23:44.178
6	48.749	+4.032	9:24:32.927
7	47.767	+3.050	9:25:20.694
8	46.948	+2.231	9:26:07.642
9	46.391	+1.674	9:26:54.033
10	46.397	+1.680	9:27:40.430
11	46.205	+1.488	9:28:26.635
12	46.717	+2.000	9:29:13.352
13	45.926	+1.209	9:29:59.278
14	44.717		9:30:43.995
15	46.298	+1.581	9:31:30.293
16	45.074	+0.357	9:32:15.367
17	45.263	+0.546	9:33:00.630
18	45.737	+1.020	9:33:46.367

Runde	Rundenzeit	Diff.	Tageszeit
<b>(24) Lucas Buschkönig</b>			
1	54.987	+10.147	9:01:40.957
2	48.181	+3.341	9:02:29.138
3	47.568	+2.728	9:03:16.706
4	47.515	+2.675	9:04:04.221
5	46.838	+1.998	9:04:51.059
6	46.562	+1.722	9:05:37.621
7	45.888	+1.048	9:06:23.509
8	45.477	+0.637	9:07:08.986
9	44.983	+0.143	9:07:53.969
10	45.585	+0.745	9:08:39.554
11	45.557	+0.717	9:09:25.111
12	45.742	+0.902	9:10:10.853
13	45.670	+0.830	9:10:56.523
14	44.840		9:11:41.363
15	44.969	+0.129	9:12:26.332
16	45.633	+0.793	9:13:11.965
17	44.995	+0.155	9:13:56.960
18	45.927	+1.087	9:14:42.887
19	45.009	+0.169	9:15:27.896
20	45.325	+0.485	9:16:13.221

Runde	Rundenzeit	Diff.	Tageszeit
<b>(23) Elias Celik</b>			
1	55.912	+10.933	9:21:06.223
2	53.970	+8.991	9:22:00.193
3	52.070	+7.091	9:22:52.263
4	1:28.436	+43.457	9:24:20.699
5	50.472	+5.493	9:25:11.171
6	50.742	+5.763	9:26:01.913
7	48.657	+3.678	9:26:50.570
8	48.081	+3.102	9:27:38.651
9	47.019	+2.040	9:28:25.670

Runde	Rundenzeit	Diff.	Tageszeit
<b>(39) Florian Weisa</b>			
10	46.165	+1.186	9:29:11.835
11	46.082	+1.103	9:29:57.917
12	1:35.282	+50.303	9:31:33.199
13	44.979		9:32:18.178
14	45.045	+0.066	9:33:03.223
15	58.169	+13.190	9:34:01.392

Runde	Rundenzeit	Diff.	Tageszeit
<b>(39) Florian Weisa</b>			
1	57.077	+11.443	9:01:41.926
2	49.668	+4.034	9:02:31.594
3	48.800	+3.166	9:03:20.394
4	47.531	+1.897	9:04:07.925
5	47.525	+1.891	9:04:55.450
6	47.495	+1.861	9:05:42.945
7	46.669	+1.035	9:06:29.614
8	45.972	+0.338	9:07:15.586
9	46.434	+0.800	9:08:02.020
10	46.124	+0.490	9:08:48.144
11	46.799	+1.165	9:09:34.943
12	45.966	+0.332	9:10:20.909
13	45.943	+0.309	9:11:06.852
14	45.634		9:11:52.486
15	45.796	+0.162	9:12:38.282
16	46.235	+0.601	9:13:24.517
17	46.496	+0.862	9:14:11.013
18	46.780	+1.146	9:14:57.793
19	47.063	+1.429	9:15:44.856

Runde	Rundenzeit	Diff.	Tageszeit
<b>(2) Nina Castellano</b>			
1	53.492	+7.768	9:01:38.601
2	49.402	+3.678	9:02:28.003
3	48.036	+2.312	9:03:16.039
4	48.510	+2.786	9:04:04.549
5	46.906	+1.182	9:04:51.455
6	46.602	+0.878	9:05:38.057
7	46.577	+0.853	9:06:24.634
8	46.023	+0.299	9:07:10.657
9	45.753	+0.029	9:07:56.410
10	45.869	+0.145	9:08:42.279
11	46.021	+0.297	9:09:28.300
12	46.252	+0.528	9:10:14.552
13	46.441	+0.717	9:11:00.993
14	46.109	+0.385	9:11:47.102
15	45.829	+0.105	9:12:32.931
16	46.365	+0.641	9:13:19.296
17	45.874	+0.150	9:14:05.170
18	45.724		9:14:50.894
19	46.959	+1.235	9:15:37.853

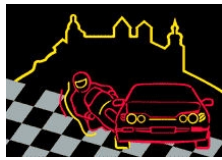
Runde	Rundenzeit	Diff.	Tageszeit
<b>(27) Lucas Kaminski</b>			
1	56.649	+10.691	9:20:07.963
2	53.299	+7.341	9:21:01.262
3	52.286	+6.328	9:21:53.548
4	51.007	+5.049	9:22:44.555
5	48.862	+2.904	9:23:33.417
6	48.446	+2.488	9:24:21.863
7	49.767	+3.809	9:25:11.630
8	50.475	+4.517	9:26:02.105
9	48.695	+2.737	9:26:50.800
10	48.054	+2.096	9:27:38.854
11	47.064	+1.106	9:28:25.918
12	47.298	+1.340	9:29:13.216
13	1:36.793	+50.835	9:30:50.009
14	47.507	+1.549	9:31:37.516
15	46.822	+0.864	9:32:24.338
16	46.719	+0.761	9:33:11.057
17	45.958		9:33:57.015

Runde	Rundenzeit	Diff.	Tageszeit
<b>(38) Valentin Foger</b>			
1	59.093	+13.012	9:20:05.794
2	55.086	+9.005	9:21:00.880
3	52.170	+6.089	9:21:53.050
4	50.106	+4.025	9:22:43.156
5	49.450	+3.369	9:23:32.606

Runde	Rundenzeit	Diff.	Tageszeit
<b>(19) Sven Ortkaß</b>			
6	48.958	+2.877	9:24:21.564
7	49.386	+3.305	9:25:10.950
8	2:16.915	+1:30.834	9:27:27.865
9	49.233	+3.152	9:28:17.098
10	47.498	+1.417	9:29:04.596
11	47.374	+1.293	9:29:51.970
12	46.746	+0.665	9:30:38.716
13	46.464	+0.383	9:31:25.180
14	46.647	+0.566	9:32:11.827
15	46.081		9:32:57.908
16	46.336	+0.255	9:33:44.244

Runde	Rundenzeit	Diff.	Tageszeit
<b>(19) Sven Ortkaß</b>			
1	57.083	+9.145	9:01:41.012
2	54.182	+6.244	9:02:35.194
3	51.678	+3.740	9:03:26.872
4	52.629	+4.691	9:04:19.501
5	51.378	+3.440	9:05:10.879
6	51.548	+3.610	9:06:02.427
7	49.154	+1.216	9:06:51.581
8	50.457	+2.519	9:07:42.038
9	1:54.187	+1:06.249	9:09:36.225
10	50.854	+2.916	9:10:27.079
11	48.598	+0.660	9:11:15.677
12	47.982	+0.044	9:12:03.659
13	48.532	+0.594	9:12:52.191
14	48.377	+0.439	9:13:40.568
15	47.938		9:14:28.506
16	49.342	+1.404	9:15:17.848
17	49.734	+1.796	9:16:07.582

Runde	Rundenzeit	Diff.	Tageszeit
<b>(25) Mauro Herget</b>			
1	1:27.906	+39.099	9:02:14.442
2	48.807		9:03:03.249



ADAC Mini Bike Cup 2014

Nach bester Rundenzeit sortiert

Einsteiger

Schlüsselfeld 0,823 Km

2. Freies Training

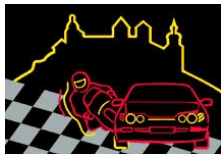
05.07.2014 10:10

Training started at 10:07:38

Pos.	St.Nr.	Name	Ort	Nat	Bewerber	Klasse	Beste Zeit.	Diff.	s ch w .	d e
1	54	Michal Búlik	Skalica	SVK	BOS racing team	Ein	41.643		71,148	18
2	3	Marvin Siebdrath	Wildenfels	GER	ADAC Sachsen Leistungszentrum	Ein	41.661	.018	71,117	16
3	1	Nicolas Czyba	Oelsnitz	GER	ADAC Sachsen Leistungszentrum	Ein	41.918	.275	70,681	14
4	5	Valentin Frühauf	Frauenreuth	GER	ADAC Racing Team AMC Sachsenring	Ein	42.361	.718	69,942	9
5	22	Aaron Schäfer	Schorndorf-Buh	GER	ADAC Württemberg e.V.	Ein	42.372	.729	69,924	15
6	9	Lukas Franke	Naumburg	GER	ADAC Racing Team AMC Sachsenring	Ein	42.594	.951	69,559	21
7	11	Troy Bude	Pössneck	GER	Beinlich Racing Team e.V.	Ein	42.652	.009	69,465	13
8	12	Mike Schorpp	Bergatreute	GER	ADAC Württemberg e.V.	Ein	42.716	.073	69,360	17
9	56	Stepan Zuda	Liberee	CZE	Stepan Zuda	Ein	42.961	.318	68,965	14
10	8	Justin Hänse	Harth-Pöllnitz	GER	Beinlich Racing Team e.V.	Ein	43.259	.616	68,490	9
11	51	Tristan Walch	Lechaschau	AUT	Pocketbike IG München e.V.	Ein	43.697	.054	67,803	14
12	6	Benjamin Hagmaier	Neulingen	GER	AMC Ettlingen/ADAC Nordbaden e.V.	Ein	43.715	.072	67,775	7
13	23	Elias Celik	Ober-Ramstadt	GER	AMC Ettlingen/ADAC Nordbaden e.V.	Ein	43.733	.090	67,747	16
14	24	Lucas Buschkönig	Marktoberdorf	GER	ADAC Team Südbayern e.V.	Ein	43.884	.241	67,514	11
15	4	Nick Filler	Neustadt an der	GER	Beinlich Racing Team e.V.	Ein	43.982	.339	67,364	9
16	38	Valentin Foger	Oberlaufkirchen	GER	ADAC Team Südbayern e.V.	Ein	44.198	.555	67,035	12
17	27	Lucas Kaminski	Rüsselsheim	GER	AMC Ettlingen/ADAC Nordbaden e.V.	Ein	44.240	.597	66,971	11
18	25	Mauro Herget	Karlstadt	GER	ADAC Team Nordbayern	Ein	44.498	.855	66,583	16
19	39	Florian Weisa	Schwabmünche	GER	ADAC Team Südbayern e.V.	Ein	45.198	.555	65,552	19
20	2	Nina Castellano	Karlsruhe	GER	AMC Ettlingen/ADAC Nordbaden e.V.	Ein	45.562	.919	65,028	19
21	19	Sven Ort kraß	Bad Tölz	GER	AC München von 1903	Ein	45.924	.281	64,515	14







ADAC Mini Bike Cup 2014

Einsteiger

Schlüsselfeld 0,823 Km

2. Freies Training

05.07.2014 10:10

Training started at 10:07:38

Table with 4 columns: Runde, Rundenzeit, Diff., Tageszeit. Contains data for riders Benjamin Hagmaier, Elias Celik, Lucas Buschkönig, and others.

Table with 4 columns: Runde, Rundenzeit, Diff., Tageszeit. Contains data for riders Nick Filler, Valentin Foger, Lucas Kaminski, and Mauro Herget.

Table with 4 columns: Runde, Rundenzeit, Diff., Tageszeit. Contains data for riders Florian Weisa, Nina Castellano, and Sven Ortkraß.

Zeitnahmekommissar & Auswertung: SDO SportTiming, Werner Grimm

Orbits

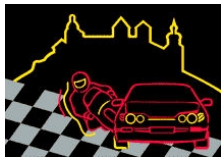
Rennleiter: Manfred Herget

Zeitnahme:

www.mylaps.com

Aushang: \_\_\_\_\_ Uhr Reg.-Nr.: MB01/2014

Lizenziert für GRIMM Sportzeit Hanau



ADAC Mini Bike Cup 2014

Einsteiger

Schlüsselfeld 0,823 Km

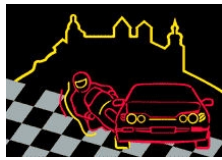
2. Freies Training

05.07.2014 10:10

Training started at 10:07:38

Runde	Rundenzeit	Diff.	Tageszeit	Runde	Rundenzeit	Diff.	Tageszeit	Runde	Rundenzeit	Diff.	Tageszeit
15	46.047	+0.123	10:19:43.155								
16	46.215	+0.291	10:20:29.370								
17	46.472	+0.548	10:21:15.842								
18	47.149	+1.225	10:22:02.991								
19	46.594	+0.670	10:22:49.585								





ADAC Mini Bike Cup 2014

Nach bester Rundenzeit sortiert

Einsteiger

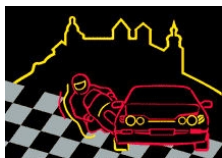
Schlüsselfeld 0,823 Km

1. Zeittraining Einsteiger

05.07.2014 11:15

Qualifikation started at 11:12:26

Pos.	St.Nr.	Name	Ort	Nat	Bewerber	Klasse	Beste Zeit.	Diff.	schw.	de
1	3	Marvin Siebrath	Wildenfels	GER	ADAC Sachsen Leistungszentrum	Ein	41.557		71,295	12
2	1	Nicolas Czyba	Oelsnitz	GER	ADAC Sachsen Leistungszentrum	Ein	41.676	.119	71,091	11
3	54	Michal Búlik	Skalica	SVK	BOS racing team	Ein	41.685	.128	71,076	14
4	11	Troy Bude	Pössneck	GER	Beinlich Racing Team e.V.	Ein	42.254	.697	70,119	13
5	9	Lukas Franke	Naumburg	GER	ADAC Racing Team AMC Sachsenring	Ein	42.500	.943	69,713	13
6	12	Mike Schorpp	Bergatreute	GER	ADAC Württemberg e.V.	Ein	42.557	.000	69,620	16
7	5	Valentin Frühauf	Frauenreuth	GER	ADAC Racing Team AMC Sachsenring	Ein	42.561	.004	69,613	8
8	56	Stepan Zuda	Liberee	CZE	Stepan Zuda	Ein	42.669	.112	69,437	7
9	22	Aaron Schäfer	Schorndorf-Büh	GER	ADAC Württemberg e.V.	Ein	42.752	.195	69,302	16
10	8	Justin Hänse	Harth-Pöllnitz	GER	Beinlich Racing Team e.V.	Ein	43.145	.588	68,671	8
11	51	Tristan Walch	Lechaschau	AUT	Pocketbike IG München e.V.	Ein	43.297	.740	68,430	11
12	23	Elias Celik	Ober-Ramstadt	GER	AMC Ettlingen/ADAC Nordbaden e.V.	Ein	43.640	.083	67,892	14
13	24	Lucas Buschkönig	Marktoberdorf	GER	ADAC Team Südbayern e.V.	Ein	43.720	.163	67,768	16
14	27	Lucas Kaminski	Rüsselsheim	GER	AMC Ettlingen/ADAC Nordbaden e.V.	Ein	43.793	.236	67,655	14
15	6	Benjamin Hagmaier	Neulingen	GER	AMC Ettlingen/ADAC Nordbaden e.V.	Ein	43.803	.246	67,639	19
16	25	Mauro Herget	Karlstadt	GER	ADAC Team Nordbayern	Ein	43.804	.247	67,638	15
17	38	Valentin Foger	Oberlaufkirchen	GER	ADAC Team Südbayern e.V.	Ein	43.826	.269	67,604	15
18	4	Nick Filler	Neustadt an der	GER	Beinlich Racing Team e.V.	Ein	43.969	.412	67,384	10
19	39	Florian Weisa	Schwabmünchen	GER	ADAC Team Südbayern e.V.	Ein	44.663	.106	66,337	9
20	19	Sven Ort kraß	Bad Tölz	GER	AC München von 1903	Ein	44.965	.408	65,891	19
21	2	Nina Castellano	Karlsruhe	GER	AMC Ettlingen/ADAC Nordbaden e.V.	Ein	45.311	.754	65,388	12



ADAC Mini Bike Cup 2014

Einsteiger

Schlüsselfeld 0,823 Km

1. Zeittraining Einsteiger

05.07.2014 11:15

Qualifikation started at 11:12:26

Runde	Rundenzeit	Diff.	Tageszeit	Runde	Rundenzeit	Diff.	Tageszeit	Runde	Rundenzeit	Diff.	Tageszeit								
(3) Marvin Siebrath																			
1	47.884	+6.327	1:13:25.874	12	42.424	+0.170	1:43:46.959	5	45.149	+2.480	1:16:30.644								
2	44.392	+2.835	1:14:10.266	13	42.254		1:44:29.213	6	43.384	+0.715	1:17:14.028								
3	42.570	+1.013	1:14:52.836	14	42.744	+0.490	1:45:11.957	7	42.669		1:17:56.697								
4	42.232	+0.675	1:15:35.068	15	43.315	+1.061	1:45:55.272	8	43.030	+0.361	1:18:39.727								
5	42.818	+1.261	1:16:17.886	16	42.602	+0.348	1:46:37.874	9	42.958	+0.289	1:19:22.685								
6	42.900	+1.343	1:17:00.786	17	1:34.897	+52.643	1:48:12.771	10	1:25.602	+42.933	1:20:48.287								
7	42.232	+0.675	1:17:43.018	(9) Lukas Franke															
8	1:43.987	+1:02.430	1:19:27.005	1	47.246	+4.746	1:35:22.698	11	42.673	+0.004	1:21:30.960								
9	43.573	+2.016	1:20:10.578	2	44.246	+1.746	1:36:06.944	12	43.740	+1.071	1:22:14.700								
10	42.066	+0.509	1:20:52.644	3	43.385	+0.885	1:36:50.329	13	43.468	+0.799	1:22:58.168								
11	41.573	+0.016	1:21:34.217	4	42.953	+0.453	1:37:33.282	14	42.920	+0.251	1:23:41.088								
12	41.557		1:22:15.774	5	43.764	+1.264	1:38:17.046	15	42.996	+0.327	1:24:24.084								
13	42.951	+1.394	1:22:58.725	6	42.780	+0.280	1:38:59.826	16	58.167	+15.498	1:25:22.251								
14	42.716	+1.159	1:23:41.441	7	42.835	+0.335	1:39:42.661	17	43.843	+1.174	1:26:06.094								
15	41.760	+0.203	1:24:23.201	8	42.782	+0.282	1:40:25.443	18	43.704	+1.035	1:26:49.798								
16	2:04.265	+1:22.708	1:26:27.466	9	42.756	+0.256	1:41:08.199	19	43.680	+1.011	1:27:33.478								
17	51.875	+10.318	1:27:19.341	10	42.746	+0.246	1:41:50.945	20	1:03.752	+21.083	1:28:37.230								
18	46.519	+4.962	1:28:05.860	11	42.669	+0.169	1:42:33.614	(22) Aaron Schäfer											
(1) Nicolas Czyba																			
1	45.763	+4.087	1:35:20.516	12	43.177	+0.677	1:43:16.791	1	47.587	+4.835	1:13:26.091								
2	43.154	+1.478	1:36:03.670	13	42.500		1:43:59.291	2	46.243	+3.491	1:14:12.334								
3	42.344	+0.668	1:36:46.014	14	1:12.403	+29.903	1:45:11.694	3	43.861	+1.109	1:14:56.195								
4	42.097	+0.421	1:37:28.111	15	43.063	+0.563	1:45:54.757	4	43.101	+0.349	1:15:39.296								
5	42.213	+0.537	1:38:10.324	16	42.923	+0.423	1:46:37.680	5	42.850	+0.098	1:16:22.146								
6	41.707	+0.031	1:38:52.031	17	44.841	+2.341	1:47:22.521	6	42.828	+0.076	1:17:04.974								
7	42.128	+0.452	1:39:34.159	18	43.972	+1.472	1:48:06.493	7	43.182	+0.430	1:17:48.156								
8	41.771	+0.095	1:40:15.930	(12) Mike Schorpp															
9	42.144	+0.468	1:40:58.074	1	46.510	+3.953	1:13:21.484	8	42.917	+0.165	1:18:31.073								
10	41.716	+0.040	1:41:39.790	2	44.518	+1.961	1:14:06.002	9	43.369	+0.617	1:19:14.442								
11	41.676		1:42:21.466	3	43.796	+1.239	1:14:49.798	10	44.301	+1.549	1:19:58.743								
12	42.332	+0.656	1:43:03.798	4	43.328	+0.771	1:15:33.126	11	43.612	+0.860	1:20:42.355								
13	42.394	+0.718	1:43:46.192	5	43.075	+0.518	1:16:16.201	12	42.847	+0.095	1:21:25.202								
14	41.731	+0.055	1:44:27.923	6	43.112	+0.555	1:16:59.313	13	42.798	+0.046	1:22:08.000								
15	42.364	+0.688	1:45:10.287	7	43.592	+1.035	1:17:42.905	14	43.026	+0.274	1:22:51.026								
16	1:35.030	+53.354	1:46:45.317	8	45.481	+2.924	1:18:28.386	15	42.857	+0.105	1:23:33.883								
17	42.234	+0.558	1:47:27.551	9	45.115	+2.558	1:19:13.501	16	42.752		1:24:16.635								
18	42.428	+0.752	1:48:09.979	10	43.005	+0.448	1:19:56.506	17	42.966	+0.214	1:24:59.601								
(54) Michal Búlik																			
1	47.027	+5.342	1:14:19.469	11	42.885	+0.328	1:20:39.391	18	42.793	+0.041	1:25:42.394								
2	44.395	+2.710	1:15:03.864	12	42.915	+0.358	1:21:22.306	19	43.115	+0.363	1:26:25.509								
3	42.702	+1.017	1:15:46.566	13	43.067	+0.510	1:22:05.373	20	43.701	+0.949	1:27:09.210								
4	44.680	+2.995	1:16:31.246	14	42.790	+0.233	1:22:48.163	21	43.363	+0.611	1:27:52.573								
5	43.955	+2.270	1:17:15.201	15	42.682	+0.125	1:23:30.845	(8) Justin Hänse											
6	42.953	+1.268	1:17:58.154	16	42.557		1:24:13.402	1	48.639	+5.494	1:35:25.583								
7	42.097	+0.412	1:18:40.251	17	42.892	+0.335	1:24:56.294	2	44.545	+1.400	1:36:10.128								
8	42.585	+0.900	1:19:22.836	18	43.018	+0.461	1:25:39.312	3	44.585	+1.440	1:36:54.713								
9	42.751	+1.066	1:20:05.587	19	44.979	+2.422	1:26:24.291	4	44.001	+0.856	1:37:38.714								
10	41.947	+0.262	1:20:47.534	20	44.704	+2.147	1:27:08.995	5	43.911	+0.766	1:38:22.625								
11	42.005	+0.320	1:21:29.539	21	43.070	+0.513	1:27:52.065	6	1:09.850	+26.705	1:39:32.475								
12	43.497	+1.812	1:22:13.036	(5) Valentin Frühauf															
13	42.912	+1.227	1:22:55.948	1	47.836	+5.275	1:35:24.622	7	44.253	+1.108	1:40:16.728								
14	41.685		1:23:37.633	2	44.837	+2.276	1:36:09.459	8	43.145		1:40:59.873								
15	41.849	+0.164	1:24:19.482	3	43.260	+0.699	1:36:52.719	9	43.631	+0.486	1:41:43.504								
16	41.711	+0.026	1:25:01.193	4	43.047	+0.486	1:37:35.766	10	43.583	+0.438	1:42:27.087								
17	1:26.551	+44.866	1:26:27.744	5	42.673	+0.112	1:38:18.439	11	44.199	+1.054	1:43:11.286								
18	51.914	+10.229	1:27:19.658	6	42.758	+0.197	1:39:01.197	12	43.973	+0.828	1:43:55.259								
19	46.067	+4.382	1:28:05.725	7	44.795	+2.234	1:39:45.992	13	43.944	+0.799	1:44:39.203								
(11) Troy Bude																			
1	47.136	+4.882	1:35:30.964	8	42.561		1:40:28.553	14	44.113	+0.968	1:45:23.316								
2	43.602	+1.348	1:36:14.566	9	43.758	+1.197	1:41:12.311	15	45.045	+1.900	1:46:08.361								
3	1:07.093	+24.839	1:37:21.659	10	43.886	+1.325	1:41:56.197	16	43.982	+0.837	1:46:52.343								
4	43.424	+1.170	1:38:05.083	11	42.970	+0.409	1:42:39.167	17	45.393	+2.248	1:47:37.736								
5	42.840	+0.586	1:38:47.923	12	43.733	+1.172	1:43:22.900	18	44.258	+1.113	1:48:21.994								
6	42.810	+0.556	1:39:30.733	13	1:07.674	+25.113	1:44:30.574	19	47.160	+4.015	1:49:09.154								
7	42.843	+0.589	1:40:13.576	14	42.957	+0.396	1:45:13.531	20	55.558	+12.413	1:50:04.712								
8	42.716	+0.462	1:40:56.292	15	42.803	+0.270	1:45:56.364	(51) Tristan Walch											
9	42.803	+0.549	1:41:39.095	16	43.310	+0.749	1:46:40.830	1	45.527	+2.230	1:35:19.663								
10	42.880	+0.626	1:42:21.975	17	43.249	+0.688	1:47:24.140	2	45.052	+1.755	1:36:04.715								
11	42.560	+0.306	1:43:04.535	(56) Stepan Zuda															
												1	50.385	+7.716	1:13:30.291	3	44.221	+0.924	1:36:48.936
												2	45.365	+2.696	1:14:15.656	4	43.820	+0.523	1:37:32.756
												3	45.361	+2.692	1:15:01.017	5	44.648	+1.351	1:38:17.404
												4	44.478	+1.809	1:15:45.495	6	43.569	+0.272	1:39:00.973
																7	43.765	+0.468	1:39:44.738
																8	43.559	+0.262	1:40:28.297
																9	43.782	+0.485	1:41:12.079
																10	43.680	+0.383	1:41:55.759
																11	43.297		1:42:39.056

Zeitnahmekommissar & Auswertung: SDO SportTiming, Werner Grimm

Orbits

Rennleiter: Manfred Hergert

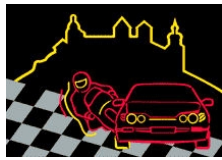
Zeitnahme:

www.mylaps.com

Aushang: \_\_\_\_\_ Uhr Reg.-Nr.: MB01/2014

Lizensiert für GRIMM Sportzeit Hanau





ADAC Mini Bike Cup 2014

Nach bester Rundenzeit sortiert

Einsteiger

Schlüsselfeld 0,823 Km

2. Zeittraining Einsteiger

05.07.2014 13:40

Qualifikation started at 13:39:41

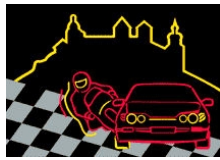
Pos.	St.Nr.	Name	Ort	Nat	Bewerber	Klasse	Beste Zeit.	Diff.	schw.	de
1	3	Marvin Siebrath	Wildenfels	GER	ADAC Sachsen Leistungszentrum	Ein	41.138		72,021	17
2	54	Michal Búlik	Skalica	SVK	BOS racing team	Ein	41.511	.373	71,374	11
3	1	Nicolas Czyba	Oelsnitz	GER	ADAC Sachsen Leistungszentrum	Ein	41.574	.436	71,266	10
4	22	Aaron Schäfer	Schorndorf-Buh	GER	ADAC Württemberg e.V.	Ein	42.094	.956	70,385	19
5	12	Mike Schorpp	Bergatreute	GER	ADAC Württemberg e.V.	Ein	42.105	.967	70,367	19
6	5	Valentin Frühauf	Frauenreuth	GER	ADAC Racing Team AMC Sachsenring	Ein	42.210	.072	70,192	11
7	9	Lukas Franke	Naumburg	GER	ADAC Racing Team AMC Sachsenring	Ein	42.515	.377	69,688	11
8	11	Troy Bude	Pössneck	GER	Beinlich Racing Team e.V.	Ein	42.571	.433	69,597	15
9	56	Stepan Zuda	Liberee	CZE	Stepan Zuda	Ein	42.651	.513	69,466	17
10	8	Justin Hänse	Harth-Pöllnitz	GER	Beinlich Racing Team e.V.	Ein	43.350	.212	68,346	6
11	6	Benjamin Hagmaier	Neulingen	GER	AMC Ettlingen/ADAC Nordbaden e.V.	Ein	43.361	.223	68,329	13
12	23	Elias Celik	Ober-Ramstadt	GER	AMC Ettlingen/ADAC Nordbaden e.V.	Ein	43.509	.371	68,096	16
13	24	Lucas Buschkönig	Marktoberdorf	GER	ADAC Team Südbayern e.V.	Ein	43.512	.374	68,092	16
14	38	Valentin Foger	Oberlaufkirchen	GER	ADAC Team Südbayern e.V.	Ein	43.592	.454	67,967	16
15	27	Lucas Kaminski	Rüsselsheim	GER	AMC Ettlingen/ADAC Nordbaden e.V.	Ein	43.655	.517	67,869	8
16	25	Mauro Herget	Karlstadt	GER	ADAC Team Nordbayern	Ein	43.778	.640	67,678	10
17	51	Tristan Walch	Lechaschau	AUT	Pocketbike IG München e.V.	Ein	43.932	.794	67,441	15
18	4	Nick Filler	Neustadt an der	GER	Beinlich Racing Team e.V.	Ein	44.066	.928	67,236	15
19	39	Florian Weisa	Schwabmünche	GER	ADAC Team Südbayern e.V.	Ein	44.315	.177	66,858	18
20	2	Nina Castellano	Karlsruhe	GER	AMC Ettlingen/ADAC Nordbaden e.V.	Ein	44.998	.860	65,843	20

Nicht Klassifiziert (110% = 45.251)

19	Sven Ortkraß	Bad Tölz	GER	AC München von 1903	Ein	45.317	.179	65,379	15
----	--------------	----------	-----	---------------------	-----	--------	------	--------	----







# ADAC Mini Bike Cup 2014


Einsteiger

Schlüsselfeld 0,823 Km

2. Zeittraining Einsteiger

05.07.2014 13:40

Qualifikation started at 13:39:41



Runde	Rundenzeit	Diff.	Tageszeit
<b>(6) Benjamin Hagmaier</b>			
1	46.104	+2.743	13:40:35.051
2	44.171	+0.810	13:41:19.222
3	43.931	+0.570	13:42:03.153
4	44.307	+0.946	13:42:47.460
5	43.711	+0.350	13:43:31.171
6	43.698	+0.337	13:44:14.869
7	43.919	+0.558	13:44:58.788
8	43.951	+0.590	13:45:42.739
9	44.245	+0.884	13:46:26.984
10	43.693	+0.332	13:47:10.677
11	43.981	+0.620	13:47:54.658
12	43.664	+0.303	13:48:38.322
13	43.361		13:49:21.683
14	43.824	+0.463	13:50:05.507
15	43.888	+0.527	13:50:49.395
16	44.006	+0.645	13:51:33.401
17	44.695	+1.334	13:52:18.096
18	43.832	+0.471	13:53:01.928
19	43.646	+0.285	13:53:45.574
20	43.790	+0.429	13:54:29.364
21	44.036	+0.675	13:55:13.400
22	43.638	+0.277	13:55:57.038
<b>(23) Elias Celik</b>			
1	49.752	+6.243	13:59:06.952
2	44.813	+1.304	13:59:51.765
3	56.089	+12.580	14:00:47.854
4	44.421	+0.912	14:01:32.275
5	44.239	+0.730	14:02:16.514
6	44.244	+0.735	14:03:00.758
7	43.924	+0.415	14:03:44.682
8	43.974	+0.465	14:04:28.656
9	44.616	+1.107	14:05:13.272
10	43.948	+0.439	14:05:57.220
11	43.568	+0.059	14:06:40.788
12	43.800	+0.291	14:07:24.588
13	43.844	+0.335	14:08:08.432
14	43.745	+0.236	14:08:52.177
15	43.564	+0.055	14:09:35.741
16	43.509		14:10:19.250
17	43.644	+0.135	14:11:02.894
18	43.845	+0.336	14:11:46.739
19	1:12.880	+29.371	14:12:59.619
20	44.086	+0.577	14:13:43.705
<b>(24) Lucas Buschkönig</b>			
1	46.059	+2.547	13:40:34.046
2	44.651	+1.139	13:41:18.697
3	44.050	+0.538	13:42:02.747
4	45.034	+1.522	13:42:47.781
5	43.950	+0.438	13:43:31.731
6	43.724	+0.212	13:44:15.455
7	43.641	+0.129	13:44:59.096
8	44.042	+0.530	13:45:43.138
9	44.138	+0.626	13:46:27.276
10	43.691	+0.179	13:47:10.967
11	44.012	+0.500	13:47:54.979
12	43.687	+0.175	13:48:38.666
13	43.546	+0.034	13:49:22.212
14	43.841	+0.329	13:50:06.053
15	43.999	+0.487	13:50:50.052
16	43.512		13:51:33.564
17	45.076	+1.564	13:52:18.640
18	43.783	+0.271	13:53:02.423
19	43.544	+0.032	13:53:45.967
20	1:28.917	+45.405	13:55:14.884
21	44.160	+0.648	13:55:59.044
<b>(38) Valentin Foger</b>			
1	48.570	+4.978	13:59:05.504
2	45.631	+2.039	13:59:51.135
3	44.690	+1.098	14:00:35.825
4	44.482	+0.890	14:01:20.307

Runde	Rundenzeit	Diff.	Tageszeit
<b>(27) Lucas Kaminski</b>			
5	44.280	+0.688	14:02:04.587
6	44.032	+0.440	14:02:48.619
7	43.625	+0.033	14:03:32.244
8	43.882	+0.290	14:04:16.126
9	43.670	+0.078	14:04:59.796
10	44.661	+1.069	14:05:44.457
11	44.190	+0.598	14:06:28.647
12	44.225	+0.633	14:07:12.872
13	43.975	+0.383	14:07:56.847
14	43.945	+0.353	14:08:40.792
15	44.293	+0.701	14:09:25.085
16	43.592		14:10:08.677
17	44.573	+0.981	14:10:53.250
18	44.849	+1.257	14:11:38.099
19	44.131	+0.539	14:12:22.230
20	1:48.616	+1:05.024	14:14:10.846
<b>(25) Mauro Herget</b>			
1	47.317	+3.539	13:40:58.204
2	45.560	+1.782	13:41:43.764
3	44.865	+1.087	13:42:28.629
4	44.842	+1.064	13:43:13.471
5	1:22.007	+38.229	13:44:35.478
6	45.091	+1.313	13:45:20.569
7	46.119	+2.341	13:46:06.688
8	1:06.050	+22.272	13:47:12.738
9	44.343	+0.565	13:47:57.081
10	43.778		13:48:40.859
11	44.017	+0.239	13:49:24.876
12	44.074	+0.296	13:50:08.950
13	44.027	+0.249	13:50:52.977
14	43.930	+0.152	13:51:36.907
15	44.954	+1.176	13:52:21.861
16	43.850	+0.072	13:53:05.711
17	46.029	+2.251	13:53:51.740
18	43.992	+0.214	13:54:35.732
19	43.892	+0.114	13:55:19.624
20	44.592	+0.814	13:56:04.216
<b>(51) Tristan Walch</b>			
1	1:33.335	+49.403	13:59:48.778
2	44.270	+0.338	14:00:33.048
3	44.277	+0.345	14:01:17.325
4	44.263	+0.331	14:02:01.588
5	44.378	+0.446	14:02:45.966
6	44.588	+0.656	14:03:30.554
7	44.669	+0.737	14:04:15.223
8	44.415	+0.483	14:04:59.638
9	44.645	+0.713	14:05:44.283
10	44.144	+0.212	14:06:28.427
11	44.615	+0.683	14:07:13.042
12	44.318	+0.386	14:07:57.360
13	44.078	+0.146	14:08:41.438

Runde	Rundenzeit	Diff.	Tageszeit
<b>(4) Nick Filler</b>			
14	44.198	+0.266	14:09:25.636
15	43.932		14:10:09.568
16	44.219	+0.287	14:10:53.787
17	44.692	+0.760	14:11:38.479
18	2:21.722	+1:37.790	14:14:00.201
<b>(39) Florian Weisa</b>			
1	48.135	+3.820	13:40:37.167
2	46.136	+1.821	13:41:23.303
3	45.016	+0.701	13:42:08.319
4	45.614	+1.299	13:42:53.933
5	44.827	+0.512	13:43:38.760
6	44.320	+0.005	13:44:23.080
7	45.038	+0.723	13:45:08.118
8	44.851	+0.536	13:45:52.969
9	44.550	+0.235	13:46:37.519
10	44.688	+0.373	13:47:22.207
11	44.483	+0.168	13:48:06.690
12	44.755	+0.440	13:48:51.445
13	44.898	+0.583	13:49:36.343
14	44.753	+0.438	13:50:21.096
15	44.662	+0.347	13:51:05.758
16	44.490	+0.175	13:51:50.248
17	44.892	+0.577	13:52:35.140
18	44.315		13:53:19.455
19	44.616	+0.301	13:54:04.071
20	44.640	+0.325	13:54:48.711
21	44.756	+0.441	13:55:33.467
<b>(2) Nina Castellano</b>			
1	47.663	+2.665	13:40:36.118
2	46.204	+1.206	13:41:22.322
3	45.620	+0.622	13:42:07.942
4	46.177	+1.179	13:42:54.119
5	46.123	+1.125	13:43:40.242
6	45.473	+0.475	13:44:25.715
7	45.515	+0.517	13:45:11.230
8	45.461	+0.463	13:45:56.691
9	45.029	+0.031	13:46:41.720
10	45.503	+0.505	13:47:27.223
11	45.483	+0.485	13:48:12.706
12	46.767	+1.769	13:48:59.473
13	45.355	+0.357	13:49:44.828
14	45.278	+0.280	13:50:30.106
15	45.321	+0.323	13:51:15.427
16	45.205	+0.207	13:52:00.632
17	45.600	+0.602	13:52:46.232
18	45.574	+0.576	13:53:31.806
19	45.943	+0.945	13:54:17.749
20	44.998		13:55:02.747
21	45.124	+0.126	13:55:47.871

Zeitnahmekommissar & Auswertung: SDO SportTiming, Werner Grimm

Orbits

Rennleiter: Manfred Herget

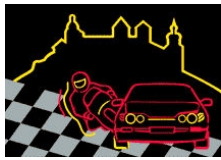
Zeitnahme:

Aushang: \_\_\_\_\_ Uhr Reg.-Nr.: MB01/2014

www.mylaps.com

Lizensiert für GRIMM Sportzeit Hanau





ADAC Mini Bike Cup 2014

Einsteiger

Schlüsselfeld 0,823 Km

2. Zeittraining Einsteiger

05.07.2014 13:40

Qualifikation started at 13:39:41


Runde	Rundenzeit	Diff.	Tageszeit	Runde	Rundenzeit	Diff.	Tageszeit	Runde	Rundenzeit	Diff.	Tageszeit
<b>(19) Sven Ortkraß</b>											
1	49.693	+4.376	13:40:39.323								
2	47.534	+2.217	13:41:26.857								
3	47.360	+2.043	13:42:14.217								
4	47.137	+1.820	13:43:01.354								
5	46.314	+0.997	13:43:47.668								
6	46.434	+1.117	13:44:34.102								
7	46.095	+0.778	13:45:20.197								
8	46.007	+0.690	13:46:06.204								
9	45.604	+0.287	13:46:51.808								
10	45.585	+0.268	13:47:37.393								
11	45.371	+0.054	13:48:22.764								
12	45.823	+0.506	13:49:08.587								
13	45.674	+0.357	13:49:54.261								
14	45.452	+0.135	13:50:39.713								
15	<b>45.317</b>		13:51:25.030								
16	45.992	+0.675	13:52:11.022								
17	45.756	+0.439	13:52:56.778								
18	47.595	+2.278	13:53:44.373								
19	47.295	+1.978	13:54:31.668								
20	46.083	+0.766	13:55:17.751								
21	45.985	+0.668	13:56:03.736								

# ADAC Mini Bike Cup 2014

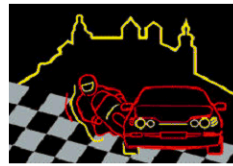
Einsteiger

Schlüsselfeld 0,823 Km

Zeittraining Gesamt




Pos.	t.Nr.	Name	Bewerber	Nat	Klass	R1. Beste Zeit.	R2. Beste Zeit.	iesamtbestzeit
1	3	Marvin Siebdrath	ADAC Sachsen Leistungszentrum	GER	Ein	41.557	41.138	41.138
2	54	Michal Búlik	BOS racing team	SVK	Ein	41.685	41.511	41.511
3	1	Nicolas Czyba	ADAC Sachsen Leistungszentrum	GER	Ein	41.676	41.574	41.574
4	22	Aaron Schäfer	ADAC Württemberg e.V.	GER	Ein	42.752	42.094	42.094
5	12	Mike Schorpp	ADAC Württemberg e.V.	GER	Ein	42.557	42.105	42.105
6	5	Valentin Frühauf	ADAC Racing Team AMC Sachsenring e.V.	GER	Ein	42.561	42.210	42.210
7	11	Troy Bude	Beinlich Racing Team e.V.	GER	Ein	42.254	42.571	42.254
8	9	Lukas Franke	ADAC Racing Team AMC Sachsenring e.V.	GER	Ein	42.500	42.515	42.500
9	56	Stepan Zuda	Stepan Zuda	CZE	Ein	42.669	42.651	42.651
10	8	Justin Hänse	Beinlich Racing Team e.V.	GER	Ein	43.145	43.350	43.145
11	51	Tristan Walch	Pocketbike IG München e.V.	AUT	Ein	43.297	43.932	43.297
12	6	Benjamin Hagmaier	AMC Ettlingen/ADAC Nordbaden e.V.	GER	Ein	43.803	43.361	43.361
13	23	Elias Celik	AMC Ettlingen/ADAC Nordbaden e.V.	GER	Ein	43.640	43.509	43.509
14	24	Lucas Buschkönig	ADAC Team Südbayern e.V.	GER	Ein	43.720	43.512	43.512
15	38	Valentin Foger	ADAC Team Südbayern e.V.	GER	Ein	43.826	43.592	43.592
16	27	Lucas Kaminski	AMC Ettlingen/ADAC Nordbaden e.V.	GER	Ein	43.793	43.655	43.655
17	25	Mauro Herget	ADAC Team Nordbayern	GER	Ein	43.804	43.778	43.778
18	4	Nick Filler	Beinlich Racing Team e.V.	GER	Ein	43.969	44.066	43.969
19	39	Florian Weisa	ADAC Team Südbayern e.V.	GER	Ein	44.663	44.315	44.315
20	19	Sven Ortkraß	AC München von 1903	GER	Ein	44.965	45.317	44.965
21	2	Nina Castellano	AMC Ettlingen/ADAC Nordbaden e.V.	GER	Ein	45.311	44.998	44.998



# ADAC Mini Bike Cup 2014

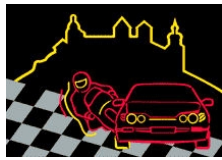
Einsteiger Schlüsselfeld 0,823 Km  
 1. Rennen A-Finale Einsteiger 05.07.2014 15:00  
 Rennen (17 Runden) started at 15:02:18

			44.998 2 Nina Castellano		9
	44.965 19 Sven Ortkraß		44.315 39 Florian Weisa		8
43.969 4 Nick Filler		43.778 25 Mauro Herget		43.655 27 Lucas Kaminski	7
	43.592 38 Valentin Foger		43.512 24 Lucas Buschkönig		6
43.509 23 Elias Celik		43.361 6 Benjamin Hagmaier		43.297 51 Tristan Walch	5
	43.145 8 Justin Hänse		42.651 56 Stepan Zuda		4
42.500 9 Lukas Franke		42.254 11 Troy Bude		42.210 5 Valentin Frühauf	3
	42.105 12 Mike Schorpp		42.094 22 Aaron Schäfer		2
41.574 1 Nicolas Czyba		41.511 54 Michal Búlik		41.138 3 Marvin Siebdrath	1
			POLE POSITION		



Zeitnahmekommissar & Auswertung: SDO SportTiming, Werner Grimm Orbits

Rennleiter: Manfred Herget Zeitnahme:



ADAC Mini Bike Cup 2014

Nach Runden sortiert

Einsteiger

Schlüsselfeld 0,823 Km

1. Rennen A-Finale Einsteiger

05.07.2014 15:00

Rennen (17 Runden) started at 15:02:18

Pos.	St.Nr.	Name	Bewerber	Nat	Ort	tunden	Diff.	Abstand	Gesamtzeit	e Zeit.	n de	e Geschw.
1	1	Nicolas Czyba	ADAC Sachsen Leistungszentru	GER	Oelsnitz	17			12:06.985	.990	11	70,560
2	54	Michal Búlik	BOS racing team	SVK	Skalica	17	1.083	1.083	12:08.068	.704	2	71,044
3	22	Aaron Schäfer	ADAC Württemberg e.V.	GER	Schorndorf-Buhlbronn	17	3.762	2.679	12:10.747	.270	10	70,092
4	5	Valentin Frühauf	ADAC Racing Team AMC Sach:	GER	Frauenreuth	17	9.313	5.551	12:16.298	.165	5	70,267
5	11	Troy Bude	Beinlich Racing Team e.V.	GER	Pössneck	17	14.633	5.320	12:21.618	.626	4	69,507
6	12	Mike Schorpp	ADAC Württemberg e.V.	GER	Bergatreute	17	15.362	0.729	12:22.347	.582	13	69,579
7	9	Lukas Franke	ADAC Racing Team AMC Sach:	GER	Naumburg	17	24.407	9.045	12:31.392	.255	9	68,496
8	38	Valentin Foger	ADAC Team Südbayern e.V.	GER	Oberlaufkirchen	17	30.208	5.801	12:37.193	.557	5	68,021
9	23	Elias Celik	AMC Ettlingen/ADAC Nordbad:	GER	Ober-Ramstadt	17	33.552	3.344	12:40.537	.583	10	67,981
10	6	Benjamin Hagmaier	AMC Ettlingen/ADAC Nordbad:	GER	Neulingen	17	38.663	5.111	12:45.648	.982	17	67,364
11	56	Stepan Zuda	Stepan Zuda	CZE	Liberee	17	39.147	0.484	12:46.132	.813	11	69,203
12	51	Tristan Walch	Pocketbike IG München e.V.	AUT	Lechaschau	17	39.384	0.237	12:46.369	.903	3	67,485
13	27	Lucas Kaminski	AMC Ettlingen/ADAC Nordbad:	GER	Rüsselsheim	17	40.130	0.746	12:47.115	.972	9	67,379
14	24	Lucas Buschkönig	ADAC Team Südbayern e.V.	GER	Marktobendorf	17	40.184	0.054	12:47.169	.890	9	67,505
15	25	Mauro Herget	ADAC Team Nordbayern	GER	Karlstadt	17	40.592	0.408	12:47.577	.976	9	67,373
16	3	Marvin Siebdrath	ADAC Sachsen Leistungszentru	GER	Wildenfels	16	Runde	Runde	12:11.163	.099	5	70,377
17	8	Justin Hänse	Beinlich Racing Team e.V.	GER	Harth-Pöllnitz	16	Runde	0.241	12:11.404	.583	5	67,981
18	4	Nick Filler	Beinlich Racing Team e.V.	GER	Neustadt an der Orla	16	Runde	11.842	12:23.246	.756	15	66,199
19	19	Sven Ortkraß	AC München von 1903	GER	Bad Tölz	16	Runde	1.150	12:24.396	.184	9	65,572
20	39	Florian Weisa	ADAC Team Südbayern e.V.	GER	Schwabmünchen	16	Runde	0.322	12:24.718	.872	10	66,028
21	2	Nina Castellano	AMC Ettlingen/ADAC Nordbad:	GER	Karlsruhe	16	Runde	2.895	12:27.613	.595	3	64,981

Vorsprung	Durchschnitts Geschwindigkeit	Beste Rundenzeit	Beste Geschw.	Beste Runde von
1.083	69,283	41.704	71,044	54 - Michal Búlik

Zeitnahmekommissar & Auswertung: SDO SportTiming, Werner Grimm

Orbits

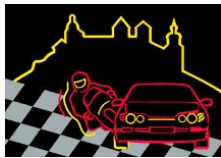
Rennleiter: Manfred Herget

Zeitnahme:

www.mylaps.com

Aushang: \_\_\_\_\_ Uhr Reg.-Nr.: MB01/2014

Lizenziert für GRIMM Sportzeit Hanau



# ADAC Mini Bike Cup 2014

Einsteiger

Schlüsselfeld 0,823 Km

1. Rennen A-Finale Einsteiger

05.07.2014 15:00

Rennen (17 Runden) started at 15:02:18

Runde	Rundenzeit	Diff.	Tageszeit
<b>(1) Nicolas Czyba</b>			
1	42.701	+0.711	15:03:07.846
2	42.281	+0.291	15:03:50.127
3	42.523	+0.533	15:04:32.650
4	42.477	+0.487	15:05:15.127
5	42.161	+0.171	15:05:57.288
6	42.229	+0.239	15:06:39.517
7	42.553	+0.563	15:07:22.070
8	42.437	+0.447	15:08:04.507
9	42.438	+0.448	15:08:46.945
10	42.167	+0.177	15:09:29.112
11	41.990		15:10:11.102
12	42.739	+0.749	15:10:53.841
13	42.566	+0.576	15:11:36.407
14	42.125	+0.135	15:12:18.532
15	42.356	+0.366	15:13:00.888
16	42.080	+0.090	15:13:42.968
17	42.351	+0.361	15:14:25.319
<b>(54) Michal Búlik</b>			
1	43.769	+2.065	15:03:09.484
2	41.704		15:03:51.188
3	42.334	+0.630	15:04:33.522
4	42.075	+0.371	15:05:15.977
5	42.088	+0.384	15:05:57.865
6	42.238	+0.534	15:06:39.923
7	42.561	+0.857	15:07:22.484
8	42.195	+0.491	15:08:04.679
9	42.411	+0.707	15:08:47.090
10	42.214	+0.510	15:09:29.304
11	42.007	+0.303	15:10:11.311
12	43.558	+1.854	15:10:54.869
13	43.187	+1.483	15:11:38.056
14	41.864	+0.160	15:12:19.920
15	42.174	+0.470	15:13:02.094
16	42.268	+0.564	15:13:44.362
17	42.040	+0.336	15:14:26.402
<b>(22) Aaron Schäfer</b>			
1	42.814	+0.544	15:03:08.262
2	42.480	+0.210	15:03:50.742
3	42.891	+0.621	15:04:33.633
4	42.562	+0.292	15:05:16.195
5	42.286	+0.016	15:05:58.481
6	42.526	+0.256	15:06:41.007
7	42.835	+0.565	15:07:23.842
8	42.442	+0.172	15:08:06.284
9	42.316	+0.046	15:08:48.600
10	42.270		15:09:30.870
11	42.347	+0.077	15:10:13.217
12	42.510	+0.240	15:10:55.727
13	43.498	+1.228	15:11:39.225
14	42.335	+0.065	15:12:21.560
15	42.534	+0.264	15:13:04.094
16	42.656	+0.386	15:13:46.750
17	42.331	+0.061	15:14:29.081
<b>(5) Valentin Frühauf</b>			
1	44.820	+2.655	15:03:10.443
2	42.491	+0.326	15:03:52.934
3	42.536	+0.371	15:04:35.470
4	42.568	+0.403	15:05:18.038
5	42.165		15:06:00.203
6	42.671	+0.506	15:06:42.874
7	42.717	+0.552	15:07:25.591
8	42.638	+0.473	15:08:08.229
9	42.596	+0.431	15:08:50.825
10	42.418	+0.253	15:09:33.243
11	42.539	+0.374	15:10:15.782
12	42.675	+0.510	15:10:58.457
13	43.171	+1.006	15:11:41.628
14	44.298	+2.133	15:12:25.926
15	43.225	+1.060	15:13:09.151

Runde	Rundenzeit	Diff.	Tageszeit
16	42.677	+0.512	15:13:51.828
17	42.804	+0.639	15:14:34.632
<b>(11) Troy Bude</b>			
1	44.172	+1.546	15:03:09.834
2	42.799	+0.173	15:03:52.633
3	43.120	+0.494	15:04:35.753
4	42.626		15:05:18.379
5	43.236	+0.610	15:06:01.615
6	42.887	+0.261	15:06:44.502
7	43.111	+0.485	15:07:27.613
8	42.941	+0.315	15:08:10.554
9	42.851	+0.225	15:08:53.405
10	42.898	+0.272	15:09:36.303
11	43.034	+0.408	15:10:19.337
12	43.016	+0.390	15:11:02.353
13	42.959	+0.333	15:11:45.312
14	43.221	+0.595	15:12:28.533
15	43.413	+0.787	15:13:11.946
16	44.410	+1.784	15:13:56.356
17	43.596	+0.970	15:14:39.952
<b>(12) Mike Schorpp</b>			
1	45.662	+3.080	15:03:11.529
2	43.048	+0.466	15:03:54.577
3	42.816	+0.234	15:04:37.393
4	43.329	+0.747	15:05:20.722
5	42.879	+0.297	15:06:03.601
6	43.345	+0.763	15:06:46.946
7	43.279	+0.697	15:07:30.225
8	42.966	+0.384	15:08:13.191
9	42.834	+0.252	15:08:56.025
10	42.748	+0.166	15:09:38.773
11	43.016	+0.434	15:10:21.789
12	43.096	+0.514	15:11:04.885
13	42.582		15:11:47.467
14	42.786	+0.204	15:12:30.253
15	43.230	+0.648	15:13:13.483
16	43.663	+1.081	15:13:57.146
17	43.535	+0.953	15:14:40.681
<b>(9) Lukas Franke</b>			
1	46.005	+2.750	15:03:12.047
2	43.815	+0.560	15:03:55.862
3	43.350	+0.095	15:04:39.212
4	43.469	+0.214	15:05:22.681
5	43.549	+0.294	15:06:06.230
6	43.757	+0.502	15:06:49.987
7	43.873	+0.618	15:07:33.860
8	43.620	+0.365	15:08:17.480
9	43.255		15:09:00.735
10	43.546	+0.291	15:09:44.281
11	43.509	+0.254	15:10:27.790
12	43.501	+0.246	15:11:11.291
13	43.581	+0.326	15:11:54.872
14	43.707	+0.452	15:12:38.579
15	44.083	+0.828	15:13:22.662
16	43.381	+0.126	15:14:06.043
17	43.683	+0.428	15:14:49.726
<b>(38) Valentin Fogler</b>			
1	46.020	+2.463	15:03:12.414
2	43.883	+0.326	15:03:56.297
3	43.767	+0.210	15:04:40.064
4	43.596	+0.039	15:05:23.660
5	43.557		15:06:07.217
6	44.151	+0.594	15:06:51.368
7	43.685	+0.128	15:07:35.053
8	43.648	+0.091	15:08:18.701
9	43.698	+0.141	15:09:02.399
10	43.954	+0.397	15:09:46.353
11	44.308	+0.751	15:10:30.661
12	44.299	+0.742	15:11:14.960
13	44.238	+0.681	15:11:59.198

Runde	Rundenzeit	Diff.	Tageszeit
14	43.914	+0.357	15:12:43.112
15	44.104	+0.547	15:13:27.216
16	43.953	+0.396	15:14:11.169
17	44.358	+0.801	15:14:55.527
<b>(23) Elias Celik</b>			
1	47.391	+3.808	15:03:13.543
2	44.165	+0.582	15:03:57.708
3	44.014	+0.431	15:04:41.722
4	44.254	+0.671	15:05:25.976
5	44.205	+0.622	15:06:10.181
6	45.098	+1.515	15:06:55.279
7	44.751	+1.168	15:07:40.030
8	44.666	+1.083	15:08:24.696
9	43.728	+0.145	15:09:08.424
10	43.583		15:09:52.007
11	43.857	+0.274	15:10:35.864
12	43.919	+0.336	15:11:19.783
13	43.630	+0.047	15:12:03.413
14	43.896	+0.313	15:12:47.309
15	43.791	+0.208	15:13:31.100
16	43.873	+0.290	15:14:14.973
17	43.898	+0.315	15:14:58.871
<b>(6) Benjamin Hagmaier</b>			
1	48.428	+4.446	15:03:14.697
2	44.498	+0.516	15:03:59.195
3	44.591	+0.609	15:04:43.786
4	44.281	+0.299	15:05:28.067
5	44.277	+0.295	15:06:12.344
6	44.281	+0.299	15:06:56.625
7	44.350	+0.368	15:07:40.975
8	44.558	+0.576	15:08:25.533
9	44.106	+0.124	15:09:09.639
10	44.222	+0.240	15:09:53.861
11	44.314	+0.332	15:10:38.175
12	44.248	+0.266	15:11:22.423
13	44.436	+0.454	15:12:06.859
14	44.611	+0.629	15:12:51.470
15	44.466	+0.484	15:13:35.936
16	44.064	+0.082	15:14:20.000
17	43.982		15:15:03.982
<b>(56) Stepan Zuda</b>			
1	48.297	+5.484	15:03:14.398
2	43.912	+1.099	15:03:58.310
3	43.555	+0.742	15:04:41.865
4	44.801	+1.988	15:05:26.666
5	45.409	+2.596	15:06:12.075
6	44.934	+2.121	15:06:57.009
7	44.353	+1.540	15:07:41.362
8	48.575	+5.762	15:08:29.937
9	43.802	+0.989	15:09:13.739
10	42.861	+0.048	15:09:56.600
11	42.813		15:10:39.413
12	43.789	+0.976	15:11:23.202
13	44.594	+1.781	15:12:07.796
14	44.573	+1.760	15:12:52.369
15	44.052	+1.239	15:13:36.421
16	44.133	+1.320	15:14:20.554
17	43.912	+1.099	15:15:04.466
<b>(51) Tristan Walch</b>			
1	46.368	+2.465	15:03:13.021
2	44.145	+0.242	15:03:57.166
3	43.903		15:04:41.069
4	44.309	+0.406	15:05:25.378
5	44.291	+0.388	15:06:09.669
6	45.088	+1.185	15:06:54.757
7	44.925	+1.022	15:07:39.682
8	45.609	+1.706	15:08:25.291
9	44.072	+0.169	15:09:09.363
10	44.217	+0.314	15:09:53.580
11	44.129	+0.226	15:10:37.709

Zeitnahmekommissar & Auswertung: SDO SportTiming, Werner Grimm

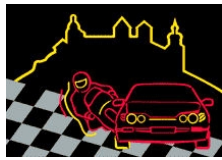
Orbits

Rennleiter: Manfred Herget

Zeitnahme:

Aushang: \_\_\_\_\_ Uhr Reg.-Nr.: MB01/2014

Lizensiert für GRIMM Sportzeit Hanau



# ADAC Mini Bike Cup 2014

Einsteiger

Schlüsselfeld 0,823 Km

1. Rennen A-Finale Einsteiger

05.07.2014 15:00

Rennen (17 Runden) started at 15:02:18

Runde	Rundenzeit	Diff.	Tageszeit
12	44.526	+0.623	15:11:22.235
13	44.392	+0.489	15:12:06.627
14	44.646	+0.743	15:12:51.273
15	44.315	+0.412	15:13:35.588
16	44.730	+0.827	15:14:20.318
17	44.385	+0.482	15:15:04.703

(27) Lucas Kaminski

Runde	Rundenzeit	Diff.	Tageszeit
1	48.288	+4.316	15:03:15.266
2	44.460	+0.488	15:03:59.726
3	44.282	+0.310	15:04:44.008
4	44.663	+0.691	15:05:28.671
5	44.477	+0.505	15:06:13.148
6	44.854	+0.882	15:06:58.002
7	44.318	+0.346	15:07:42.320
8	44.510	+0.538	15:08:26.830
9	43.972		15:09:10.802
10	44.047	+0.075	15:09:54.849
11	44.021	+0.049	15:10:38.870
12	44.093	+0.121	15:11:22.963
13	44.538	+0.566	15:12:07.501
14	44.981	+1.009	15:12:52.482
15	44.291	+0.319	15:13:36.773
16	44.316	+0.344	15:14:21.089
17	44.360	+0.388	15:15:05.449

(24) Lucas Buschkönig

Runde	Rundenzeit	Diff.	Tageszeit
1	48.118	+4.228	15:03:15.099
2	44.385	+0.495	15:03:59.484
3	44.350	+0.460	15:04:43.834
4	44.661	+0.771	15:05:28.495
5	44.404	+0.514	15:06:12.899
6	44.929	+1.039	15:06:57.828
7	44.271	+0.381	15:07:42.099
8	44.484	+0.594	15:08:26.583
9	43.890		15:09:10.473
10	44.029	+0.139	15:09:54.502
11	44.004	+0.114	15:10:38.506
12	44.134	+0.244	15:11:22.640
13	44.595	+0.705	15:12:07.235
14	44.622	+0.732	15:12:51.857
15	44.345	+0.455	15:13:36.202
16	44.725	+0.835	15:14:20.927
17	44.576	+0.686	15:15:05.503

(25) Mauro Herget

Runde	Rundenzeit	Diff.	Tageszeit
1	48.462	+4.486	15:03:15.647
2	44.450	+0.474	15:04:00.097
3	44.274	+0.298	15:04:44.371
4	44.597	+0.621	15:05:28.968
5	44.539	+0.563	15:06:13.507
6	44.905	+0.929	15:06:58.412
7	44.185	+0.209	15:07:42.597
8	44.500	+0.524	15:08:27.097
9	43.976		15:09:11.073
10	44.044	+0.068	15:09:55.117
11	43.997	+0.021	15:10:39.114
12	44.753	+0.777	15:11:23.867
13	44.514	+0.538	15:12:08.381
14	44.458	+0.482	15:12:52.839
15	44.222	+0.246	15:13:37.061
16	44.310	+0.334	15:14:21.371
17	44.540	+0.564	15:15:05.911

(3) Marvin Siebdrath

Runde	Rundenzeit	Diff.	Tageszeit
1	43.120	+1.021	15:03:08.548
2	42.396	+0.297	15:03:50.944
3	42.341	+0.242	15:04:33.285
4	42.166	+0.067	15:05:15.451
5	42.099		15:05:57.550
6	1:26.149	+44.050	15:07:23.699
7	42.792	+0.693	15:08:06.491
8	42.420	+0.321	15:08:48.911
9	42.160	+0.061	15:09:31.071

Runde	Rundenzeit	Diff.	Tageszeit
10	42.316	+0.217	15:10:13.387
11	42.697	+0.598	15:10:56.084
12	43.644	+1.545	15:11:39.728
13	42.123	+0.024	15:12:21.851
14	42.432	+0.333	15:13:04.283
15	42.727	+0.628	15:13:47.010
16	42.487	+0.388	15:14:29.497

(8) Justin Hänse

Runde	Rundenzeit	Diff.	Tageszeit
1	48.345	+4.762	15:03:14.183
2	44.372	+0.789	15:03:58.555
3	43.862	+0.279	15:04:42.417
4	43.907	+0.324	15:05:26.324
5	43.583		15:06:09.907
6	44.889	+1.306	15:06:54.796
7	46.747	+3.164	15:07:41.543
8	49.571	+5.988	15:08:31.114
9	44.180	+0.597	15:09:15.294
10	44.260	+0.677	15:09:59.554
11	48.652	+5.069	15:10:48.206
12	44.344	+0.761	15:11:32.550
13	44.147	+0.564	15:12:16.697
14	44.600	+1.017	15:13:01.297
15	44.045	+0.462	15:13:45.342
16	44.396	+0.813	15:14:29.738

(4) Nick Filler

Runde	Rundenzeit	Diff.	Tageszeit
1	49.545	+4.789	15:03:17.121
2	45.860	+1.104	15:04:02.981
3	45.660	+0.904	15:04:48.641
4	45.837	+1.081	15:05:34.478
5	45.644	+0.888	15:06:20.122
6	46.398	+1.642	15:07:06.520
7	45.659	+0.903	15:07:52.179
8	45.077	+0.321	15:08:37.256
9	45.162	+0.406	15:09:22.418
10	45.304	+0.548	15:10:07.722
11	46.165	+1.409	15:10:53.887
12	46.632	+1.876	15:11:40.519
13	45.646	+0.890	15:12:26.165
14	45.254	+0.498	15:13:11.419
15	44.756		15:13:56.175
16	45.405	+0.649	15:14:41.580

(19) Sven Ortkraß

Runde	Rundenzeit	Diff.	Tageszeit
1	49.076	+3.892	15:03:16.268
2	46.045	+0.861	15:04:02.313
3	45.731	+0.547	15:04:48.044
4	45.891	+0.707	15:05:33.935
5	45.703	+0.519	15:06:19.638
6	46.365	+1.181	15:07:06.003
7	45.691	+0.507	15:07:51.694
8	45.353	+0.169	15:08:37.047
9	45.184		15:09:22.231
10	45.291	+0.107	15:10:07.522
11	46.081	+0.897	15:10:53.603
12	46.604	+1.420	15:11:40.207
13	45.479	+0.295	15:12:25.686
14	45.606	+0.422	15:13:11.292
15	45.934	+0.750	15:13:57.226
16	45.504	+0.320	15:14:42.730

(39) Florian Weisa

Runde	Rundenzeit	Diff.	Tageszeit
1	50.517	+5.645	15:03:18.408
2	45.977	+1.105	15:04:04.385
3	45.281	+0.409	15:04:49.666
4	45.075	+0.203	15:05:34.741
5	45.681	+0.809	15:06:20.422
6	46.282	+1.410	15:07:06.704
7	46.056	+1.184	15:07:52.760
8	45.162	+0.290	15:08:37.922
9	45.274	+0.402	15:09:23.196
10	44.872		15:10:08.068
11	46.181	+1.309	15:10:54.249

Zeitnahmekommissar & Auswertung: SDO SportTiming, Werner Grimm

Orbits

Rennleiter: Manfred Herget

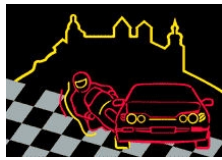
Zeitnahme:

Aushang: \_\_\_\_\_ Uhr Reg.-Nr.: MB01/2014

www.mylaps.com

Lizensiert für GRIMM Sportzeit Hanau





ADAC Mini Bike Cup 2014

Nach Runden sortiert

Einsteiger

Schlüsselfeld 0,823 Km

2. Rennen B-Finale Nachwuchs

05.07.2014 16:45

Rennen (15 Runden) started at 17:27:05

Pos.	St.Nr.	Name	Bewerber	Nat	Ort	tunden	Diff.	Abstand	Gesamtzeit	e Zeit.	n de	e Geschw.
1	37	Alexander Josefson	ADAC Hessen-Thüringen e.V.	GER	Frankfurt	15			11:35.285	.772	15	64,730
2	29	Patryk Medwediuk	ADAC Hessen-Thüringen e.V.	GER	Friedberg	15	1.173	1.173	11:36.458	.747	13	64,765

Vorsprung	Durchschnitts Geschwindigkeit	Beste Rundenzeit	Beste Geschw.	Beste Runde von
1.173	63,919	45.747	64,765	29 - Patryk Medwediuk

Zeitnahmekommissar & Auswertung: SDO SportTiming, Werner Grimm

Orbits

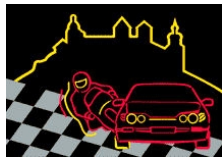
Rennleiter: Manfred Herget

Zeitnahme:

www.mylaps.com

Aushang: \_\_\_\_\_ Uhr Reg.-Nr.: MB01/2014

Lizensiert für GRIMM Sportzeit Hanau



ADAC Mini Bike Cup 2014


Einsteiger

Schlüsselfeld 0,823 Km

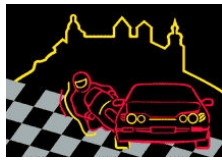
2. Rennen B-Finale Nachwuchs

05.07.2014 16:45

Rennen (15 Runden) started at 17:27:05



Runde	Rundenzeit	Diff.	Tageszeit	Runde	Rundenzeit	Diff.	Tageszeit	Runde	Rundenzeit	Diff.	Tageszeit
<b>(37) Alexander Josefs on</b>											
1	46.713	+0.941	17:27:54.588								
2	46.151	+0.379	17:28:40.739								
3	46.229	+0.457	17:29:26.968								
4	46.089	+0.317	17:30:13.057								
5	46.606	+0.834	17:30:59.663								
6	45.862	+0.090	17:31:45.525								
7	46.061	+0.289	17:32:31.586								
8	46.374	+0.602	17:33:17.960								
9	46.513	+0.741	17:34:04.473								
10	46.465	+0.693	17:34:50.938								
11	45.788	+0.016	17:35:36.726								
12	45.977	+0.205	17:36:22.703								
13	45.918	+0.146	17:37:08.621								
14	45.928	+0.156	17:37:54.549								
15	<b>45.772</b>		17:38:40.321								
<b>(29) Patryk Medwediuk</b>											
1	46.644	+0.897	17:27:54.282								
2	46.115	+0.368	17:28:40.397								
3	46.235	+0.488	17:29:26.632								
4	46.296	+0.549	17:30:12.928								
5	46.224	+0.477	17:30:59.152								
6	45.898	+0.151	17:31:45.050								
7	46.322	+0.575	17:32:31.372								
8	46.241	+0.494	17:33:17.613								
9	46.678	+0.931	17:34:04.291								
10	47.849	+2.102	17:34:52.140								
11	45.801	+0.054	17:35:37.941								
12	45.794	+0.047	17:36:23.735								
13	<b>45.747</b>		17:37:09.482								
14	45.921	+0.174	17:37:55.403								
15	46.091	+0.344	17:38:41.494								



ADAC Mini Bike Cup 2014

Nach Runden sortiert

Einsteiger

Schlüsselfeld 0,823 Km

2. Rennen A-Finale Einsteiger

05.07.2014 16:20

Rennen (17 Runden) started at 16:40:53

Pos.	St.Nr.	Name	Bewerber	Nat	Ort	Runden	Diff.	Abstand	Gesamtzeit	Reine Zeit	Runde	Beste Geschw.
1	3	Marvin Siebdrath	ADAC Sachsen Leistungszentrum	GER	Wildenfels	17			12:12.624	.670	15	71,102
2	22	Aaron Schäfer	ADAC Württemberg e.V.	GER	Schorndorf-Bühlbronn	17	0.269	0.269	12:12.893	.835	16	70,821
3	11	Troy Bude	Beinlich Racing Team e.V.	GER	Pössneck	17	10.776	10.507	12:23.400	.629	15	69,502
4	5	Valentin Frühauf	ADAC Racing Team AMC Sachsen	GER	Frauenreuth	17	13.704	2.928	12:26.328	.668	16	69,438
5	12	Mike Schorpp	ADAC Württemberg e.V.	GER	Bergatreute	17	16.346	2.642	12:28.970	.960	7	68,966
6	54	Michal Búlik	BOS racing team	SVK	Skalica	17	17.320	0.974	12:29.944	.914	4	70,688
7	56	Stepan Zuda	Stepan Zuda	CZE	Liberec	17	26.430	9.110	12:39.054	.626	7	69,507
8	9	Lukas Franke	ADAC Racing Team AMC Sachsen	GER	Naumburg	17	27.928	1.498	12:40.552	.280	15	68,457
9	8	Justin Hänse	Beinlich Racing Team e.V.	GER	Harth-Pöllnitz	17	28.136	0.208	12:40.760	.502	14	68,107
10	6	Benjamin Hagmaier	AMC Ettlingen/ADAC Nordbad	GER	Neulingen	17	36.505	8.369	12:49.129	.773	14	67,686
11	24	Lucas Buschkönig	ADAC Team Südbayern e.V.	GER	Marktobersdorf	17	36.736	0.231	12:49.360	.654	16	67,870
12	23	Elias Celik	AMC Ettlingen/ADAC Nordbad	GER	Ober-Ramstadt	17	36.922	0.186	12:49.546	.706	16	67,789
13	27	Lucas Kaminski	AMC Ettlingen/ADAC Nordbad	GER	Rüsselsheim	17	37.409	0.487	12:50.033	.729	15	67,754
14	25	Mauro Herget	ADAC Team Nordbayern	GER	Karlstadt	17	37.694	0.285	12:50.318	.540	15	68,048
15	39	Florian Weisa	ADAC Team Südbayern e.V.	GER	Schwabmünchen	16	Runde	Runde	12:16.012	.380	5	66,760
16	4	Nick Filler	Beinlich Racing Team e.V.	GER	Neustadt an der Orla	16	Runde	7.360	12:23.372	.579	15	66,462
17	2	Nina Castellano	AMC Ettlingen/ADAC Nordbad	GER	Karlsruhe	16	Runde	16.759	12:40.131	.844	8	64,628
18	19	Sven Ortkraß	AC München von 1903	GER	Bad Tölz	15	Runde	Runde	11:49.285	.840	5	64,634
19	51	Tristan Walch	Pocketbike IG München e.V.	AUT	Lechaschau	15	Runde	0.319	11:49.604	.880	13	67,521
<b>Nicht Klassifiziert (75% = 12 Runden)</b>												
	38	Valentin Folger	ADAC Team Südbayern e.V.	GER	Oberlaufkirchen	6	unden	unden	4:37.434	.829	6	67,599
	1	Nicolas Czyba	ADAC Sachsen Leistungszentrum	GER	Oelsnitz	1	unden	unden	49.573	.152	1	68,660

Bemerkungen

Start-Nr. 54 wegen frühstart + 20 sec

Vorsprung	Durchschnitts Geschwindigkeit	Beste Rundenzeit	Beste Geschw.	Beste Runde von
0.269	68,750	41.670	71,102	3 - Marvin Siebdrath

Zeitnahmekommissar & Auswertung: SDO SportTiming, Werner Grimm Orbits

Rennleiter: Manfred Herget

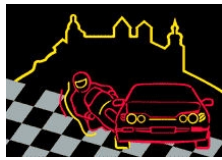
Zeitnahme:

www.mylaps.com

Aushang: \_\_\_\_\_ Uhr Reg.-Nr.: MB01/2014

Lizenziert für GRIMM Sportzeit Hanau





# ADAC Mini Bike Cup 2014


Einsteiger

Schlüsselfeld 0,823 Km

2. Rennen A-Finale Einsteiger

05.07.2014 16:20

Rennen (17 Runden) started at 16:40:53



Runde	Rundenzeit	Diff.	Tageszeit
12	44.188	+0.482	16:50:03.414
13	43.760	+0.054	16:50:47.174
14	43.725	+0.019	16:51:30.899
15	43.866	+0.160	16:52:14.765
16	<b>43.706</b>		16:52:58.471
17	44.860	+1.154	16:53:43.331

Runde	Rundenzeit	Diff.	Tageszeit
11	45.218	+0.639	16:49:32.959
12	44.974	+0.395	16:50:17.933
13	45.171	+0.592	16:51:03.104
14	44.681	+0.102	16:51:47.785
15	<b>44.579</b>		16:52:32.364
16	44.793	+0.214	16:53:17.157

Runde	Rundenzeit	Diff.	Tageszeit
11	45.218	+0.639	16:49:32.959
12	44.974	+0.395	16:50:17.933
13	45.171	+0.592	16:51:03.104
14	44.681	+0.102	16:51:47.785
15	<b>44.579</b>		16:52:32.364
16	44.793	+0.214	16:53:17.157

(27) Lucas Kaminski

1	48.327	+4.598	16:41:50.193
2	45.684	+1.955	16:42:35.877
3	45.220	+1.491	16:43:21.097
4	44.582	+0.853	16:44:05.679
5	44.811	+1.082	16:44:50.490
6	44.377	+0.648	16:45:34.867
7	46.263	+2.534	16:46:21.130
8	44.484	+0.755	16:47:05.614
9	44.378	+0.649	16:47:49.992
10	44.378	+0.649	16:48:34.370
11	44.686	+0.957	16:49:19.056
12	44.138	+0.409	16:50:03.194
13	44.083	+0.354	16:50:47.277
14	43.970	+0.241	16:51:31.247
15	<b>43.729</b>		16:52:14.976
16	43.827	+0.098	16:52:58.803
17	45.015	+1.286	16:53:43.818

(2) Nina Castellano

1	50.530	+4.686	16:41:53.244
2	48.276	+2.432	16:42:41.520
3	46.896	+1.052	16:43:28.416
4	47.004	+1.160	16:44:15.420
5	46.724	+0.880	16:45:02.144
6	46.610	+0.766	16:45:48.754
7	46.857	+1.013	16:46:35.611
8	<b>45.844</b>		16:47:21.455
9	45.935	+0.091	16:48:07.390
10	46.600	+0.756	16:48:53.990
11	46.357	+0.513	16:49:40.347
12	46.709	+0.865	16:50:27.056
13	45.937	+0.093	16:51:12.993
14	46.843	+0.999	16:51:59.836
15	46.312	+0.468	16:52:46.148
16	47.768	+1.924	16:53:33.916

(25) Mauro Herget

1	48.603	+5.063	16:41:50.765
2	45.628	+2.088	16:42:36.393
3	45.206	+1.666	16:43:21.599
4	44.696	+1.156	16:44:06.295
5	44.459	+0.919	16:44:50.754
6	44.323	+0.783	16:45:35.077
7	46.879	+3.339	16:46:21.956
8	44.351	+0.811	16:47:06.307
9	44.522	+0.982	16:47:50.829
10	44.372	+0.832	16:48:35.201
11	44.208	+0.668	16:49:19.409
12	44.272	+0.732	16:50:03.681
13	43.869	+0.329	16:50:47.550
14	44.140	+0.600	16:51:31.690
15	<b>43.540</b>		16:52:15.230
16	44.013	+0.473	16:52:59.243
17	44.860	+1.320	16:53:44.103

(19) Sven Ortkraß

1	49.822	+3.982	16:41:52.440
2	47.154	+1.314	16:42:39.594
3	46.540	+0.700	16:43:26.134
4	46.147	+0.307	16:44:12.281
5	<b>45.840</b>		16:44:58.121
6	46.288	+0.448	16:45:44.409
7	46.548	+0.708	16:46:30.957
8	46.814	+0.974	16:47:17.771
9	46.707	+0.867	16:48:04.478
10	46.213	+0.373	16:48:50.691
11	46.357	+0.517	16:49:37.048
12	46.427	+0.587	16:50:23.475
13	46.779	+0.939	16:51:10.254
14	46.377	+0.537	16:51:56.631
15	46.439	+0.599	16:52:43.070

(39) Florian Weisa

1	48.968	+4.588	16:41:51.410
2	45.894	+1.514	16:42:37.304
3	44.944	+0.564	16:43:22.248
4	44.392	+0.012	16:44:06.640
5	<b>44.380</b>		16:44:51.020
6	44.623	+0.243	16:45:35.643
7	46.853	+2.473	16:46:22.496
8	44.706	+0.326	16:47:07.202
9	45.277	+0.897	16:47:52.479
10	45.149	+0.769	16:48:37.628
11	45.700	+1.320	16:49:23.328
12	44.986	+0.606	16:50:08.314
13	45.267	+0.887	16:50:53.581
14	45.130	+0.750	16:51:38.711
15	45.065	+0.685	16:52:23.776
16	46.021	+1.641	16:53:09.797

(51) Tristan Walch

1	47.056	+3.176	16:41:48.687
2	46.123	+2.243	16:42:34.810
3	44.104	+0.224	16:43:18.914
4	44.163	+0.283	16:44:03.077
5	44.067	+0.187	16:44:47.144
6	43.903	+0.023	16:45:31.047
7	1:16.812	+32.932	16:46:47.859
8	44.843	+0.963	16:47:32.702
9	43.971	+0.091	16:48:16.673
10	44.654	+0.774	16:49:01.327
11	44.818	+0.938	16:49:46.145
12	44.475	+0.595	16:50:30.620
13	<b>43.880</b>		16:51:14.500
14	44.952	+1.072	16:51:59.452
15	43.937	+0.057	16:52:43.389

(4) Nick Filler

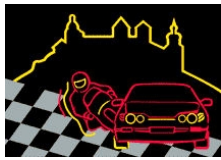
1	50.106	+5.527	16:41:52.722
2	47.034	+2.455	16:42:39.756
3	46.633	+2.054	16:43:26.389
4	46.023	+1.444	16:44:12.412
5	45.951	+1.372	16:44:58.363
6	46.211	+1.632	16:45:44.574
7	46.558	+1.979	16:46:31.132
8	46.373	+1.794	16:47:17.505
9	45.223	+0.644	16:48:02.728
10	45.013	+0.434	16:48:47.741

(38) Valentin Folger

1	47.408	+3.579	16:41:49.485
2	45.486	+1.657	16:42:34.971
3	44.142	+0.313	16:43:19.113
4	44.207	+0.378	16:44:03.320
5	44.070	+0.241	16:44:47.390
6	<b>43.829</b>		16:45:31.219

(1) Nicolas Czyba

1	<b>43.152</b>		16:41:43.358
---	---------------	--	--------------



ADAC Mini Bike Cup 2014

Nach Runden sortiert

Einsteiger

Schlüsselfeld 0,823 Km

2. Rennen B-Finale Nachwuchs

05.07.2014 16:45

Rennen (15 Runden) started at 17:27:05

Pos.	it.Nr.	Name	Nat	Klasse	Bewerber	Motorrad	nden	Diff.	iesamtzeit	beste Zeit.	h w .
1	37	Alexander Josefson	GER	Nach	ADAC Hessen-Thüringen e.V.	NSF 100	15		11:35.285	45.772	4,730
2	29	Patryk Medwediuk	GER	Nach	ADAC Hessen-Thüringen e.V.	NSF 100	15	73	11:36.458	45.747	4,765

Vorsprung	Durchschnitts Geschwindigkeit	Beste Rundenzeit	Beste Geschw.	Beste Runde von
1.173	63,919	45.747	64,765	29 - Patryk Medwediuk

Zeitnahmekommissar & Auswertung: SDO SportTiming, Werner Grimm

Orbits

Rennleiter: Manfred Herget

Zeitnahme:

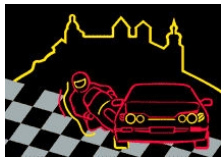
www.mylaps.com

Aushang: \_\_\_\_\_ Uhr Reg.-Nr.: MB01/2014

Lizenziert für GRIMM Sportzeit Hanau

Gedruckt: 06.07.2014 02:02:42





ADAC Mini Bike Cup 2014


Einsteiger

Schlüsselfeld 0,823 Km

2. Rennen B-Finale Nachwuchs

05.07.2014 16:45

Rennen (15 Runden) started at 17:27:05



Runde	Rundenzeit	Diff.	Tageszeit	Runde	Rundenzeit	Diff.	Tageszeit	Runde	Rundenzeit	Diff.	Tageszeit
<b>(37) Alexander Josefsen</b>											
1	46.713	+0.941	17:27:54.588								
2	46.151	+0.379	17:28:40.739								
3	46.229	+0.457	17:29:26.968								
4	46.089	+0.317	17:30:13.057								
5	46.606	+0.834	17:30:59.663								
6	45.862	+0.090	17:31:45.525								
7	46.061	+0.289	17:32:31.586								
8	46.374	+0.602	17:33:17.960								
9	46.513	+0.741	17:34:04.473								
10	46.465	+0.693	17:34:50.938								
11	45.788	+0.016	17:35:36.726								
12	45.977	+0.205	17:36:22.703								
13	45.918	+0.146	17:37:08.621								
14	45.928	+0.156	17:37:54.549								
15	<b>45.772</b>		17:38:40.321								
<b>(29) Patryk Medwediuk</b>											
1	46.644	+0.897	17:27:54.282								
2	46.115	+0.368	17:28:40.397								
3	46.235	+0.488	17:29:26.632								
4	46.296	+0.549	17:30:12.928								
5	46.224	+0.477	17:30:59.152								
6	45.898	+0.151	17:31:45.050								
7	46.322	+0.575	17:32:31.372								
8	46.241	+0.494	17:33:17.613								
9	46.678	+0.931	17:34:04.291								
10	47.849	+2.102	17:34:52.140								
11	45.801	+0.054	17:35:37.941								
12	45.794	+0.047	17:36:23.735								
13	<b>45.747</b>		17:37:09.482								
14	45.921	+0.174	17:37:55.403								
15	46.091	+0.344	17:38:41.494								