



# ADAC GT Masters

## Results Zeittraining 2



Official

Motorsport Arena Oschersleben, Length: 3696 m

Air temperature: 9.7°C

Track temperature: 10.5°C

Weather condition: Dry

DMSB

- Reg. Nr.:

Friday 30.3.2012 16:20

**ADAC Masters  
Weekend**

started : 40      classified : 40      not classified : 0

	Drivers	Team	Car	Lap	Best Time	Gap	Diff	Kph	Day Time
1	1 D.Lunardi/M.Martin	ALPINA(DEU)	BMW Alpina B6 GT3	5	<b>1:27.796</b>			151,6	17:09:37
2	18 T.Seiler/F.Kechele	Callaway Competition	Corvette Z06.R GT3	10	<b>1:27.879</b>	0.083	0.083	151,4	17:14:43
3	5 S.Asch/M.Götz	kfzteile24 MS Racing Team	Mercedes Benz AMG SLS GT3	9	<b>1:27.912</b>	0.116	0.033	151,4	17:13:46
4	27 A.Wirth/H.Frentzen	Callaway Competition	Corvette Z06.R GT3	6	<b>1:27.992</b>	0.196	0.080	151,2	17:21:21
5	36 C.Engelhart/N.Tandy	Team Geyer+Weinig - Schütz Motor	Porsche 911 GT3 R	4	<b>1:28.025</b>	0.229	0.033	151,2	16:47:02
6	15 S.Dolenc/M.Ragginger	FACH AUTO TECH	Porsche 911 GT3 R	9	<b>1:28.155</b>	0.359	0.130	150,9	17:10:27
7	42 M.Mayer/J.Seyffarth	Seyffarth Motorsport	Mercedes Benz AMG SLS GT3	5	<b>1:28.413</b>	0.617	0.258	150,5	16:40:13
8	20 C.Hürtgen/D.Schwager	Schubert Motorsport	BMW Z4 GT3	11	<b>1:28.592</b>	0.796	0.179	150,2	17:12:55
9	41 S.Knap/J.de Boer	DB Motorsport	BMW Z4 GT3	5	<b>1:28.660</b>	0.864	0.068	150,1	16:40:46
10	9 A.Simonsen/M.Buhk	HEICO Junior Team	Mercedes Benz AMG SLS GT3	5	<b>1:28.681</b>	0.885	0.021	150,0	16:48:26
11	40 B.Herndlhofer/C.Mamerow	MAMEROW Racing	AUDI R8 LMS ultra	6	<b>1:28.686</b>	0.890	0.005	150,0	17:10:01
12	21 C.Jöns/C.Mies	Prosperia uhc speed	AUDI R8 LMS ultra	11	<b>1:28.694</b>	0.898	0.008	150,0	17:18:34
13	4 D.Dobitsch/F.Stoll	kfzteile24 MS Racing Team	Mercedes Benz AMG SLS GT3	9	<b>1:28.711</b>	0.915	0.017	150,0	17:15:07
14	8 H.Proczyk/D.Baumann	Heico Motorsport	Mercedes Benz AMG SLS GT3	5	<b>1:28.746</b>	0.950	0.035	149,9	16:45:08
15	28 D.Alessi/D.Keilwitz	Callaway Competition	Corvette Z06.R GT3	9	<b>1:28.779</b>	0.983	0.033	149,9	17:09:35
16	6 M.Farnbacher/N.Kentenich	Farnbacher ESET Racing	Ferrari 458 Italia GT3	10	<b>1:28.783</b>	0.987	0.004	149,9	17:15:29
17	7 K.Heyer/C.Frankenhoust	Heico Motorsport	Mercedes Benz AMG SLS GT3	5	<b>1:28.865</b>	1.069	0.082	149,7	17:09:45
18	22 C.Tilke/C.Abt	Prosperia uhc speed	AUDI R8 LMS ultra	6	<b>1:28.964</b>	1.168	0.099	149,6	16:49:53
19	29 R.Renauer/N.Thiim	FROGREEN CO2 neutral	Porsche 911 GT3 R	5	<b>1:29.028</b>	1.232	0.064	149,5	16:52:19
20	23 F.Lestrup/M.Matzke	WestCoastRacing	BMW Z4	6	<b>1:29.066</b>	1.270	0.038	149,4	16:41:41
21	26 R.Bordeaux/A.Renauer	Team GT 3 Kasko	Porsche 911 GT3 R	8	<b>1:29.159</b>	1.363	0.093	149,2	17:07:50
22	38 J.Krohn/N.Verdonck	Lambda Performance	Ford GT GT3	12	<b>1:29.218</b>	1.422	0.059	149,1	17:08:22
23	37 S.Bert/L.Ludwig	Gemballa Racing	McLaren MP4-12C GT3	7	<b>1:29.229</b>	1.433	0.011	149,1	17:09:40
24	10 L.Arnold/A.Margaritis	Schöner Wohnen Polarweiss HEICO	Mercedes Benz AMG SLS GT3	6	<b>1:29.316</b>	1.520	0.087	149,0	16:46:34
25	2 J.Leidinger/F.Spengler	LIQUI MOLY Team Engstler(DEU)	BMW Alpina B6 GT3	4	<b>1:29.343</b>	1.547	0.027	148,9	16:44:34
26	24 M.Hayek/P.Kox	Reiter Engineering	Lamborghini Gallardo LP600+	7	<b>1:29.374</b>	1.578	0.031	148,9	17:11:40
27	32 F.Stuck/J.Stuck	Young Driver AMR	Aston Martin V12 Vantage GT3	6	<b>1:29.396</b>	1.600	0.022	148,8	16:46:35
28	25 G.Engelhardt/M.Seefried	Team GT 3 Kasko	Porsche 911 GT3 R	5	<b>1:29.471</b>	1.675	0.075	148,7	16:51:02
29	33 C.Nygaard/K.Poulsen	Young Driver AMR	Aston Martin V12 Vantage GT3	10	<b>1:29.513</b>	1.717	0.042	148,6	17:10:58
30	3 A.von Thurn und Taxis/S.Rosina	Reiter Engineering	Lamborghini Gallardo LP600+	5	<b>1:29.841</b>	2.045	0.328	148,1	16:41:36
31	35 A.Winter/C.Geipel	YACO Racing powered by Jochen S	Chevrolet Camaro GT3	4	<b>1:29.881</b>	2.085	0.040	148,0	16:41:20
32	34 M.Sandritter/P.Geipel	YACO Racing powered by Jochen S	Chevrolet Camaro GT3	8	<b>1:29.987</b>	2.191	0.106	147,9	16:47:11
33	14 C.Ott/A.Müller	Molitor-Racing	McLaren MP4-12C GT3	4	<b>1:30.027</b>	2.231	0.040	147,8	16:43:46
34	44 J.Stovicek/E.Janis	HEICO-GRAVITY CHAROUZ TEAM	Mercedes Benz AMG SLS GT3	4	<b>1:30.171</b>	2.375	0.144	147,6	16:48:49
35	12 O.Petrishin/G.Tweraser	Team rhino's Leipter Motorsport	Lamborghini Gallardo LP600+	5	<b>1:30.640</b>	2.844	0.469	146,8	16:46:47
36	11 D.Mengesdorf/R.Bader	Team rhino's Leipter Motorsport	Lamborghini Gallardo LP600+	5	<b>1:30.645</b>	2.849	0.005	146,8	16:46:31
37	16 O.Klohs/A.Gugger	FACH AUTO TECH	Porsche 911 GT3 R	5	<b>1:31.236</b>	3.440	0.591	145,8	16:45:51
38	31 T.Schulze/M.Schulze	Schulze Motorsport	Nissan GT-R GT3	12	<b>1:31.407</b>	3.611	0.171	145,6	17:09:12
39	17 R.Lips/F.Schmickler	Callaway Competition	Corvette Z06.R GT3	10	<b>1:31.949</b>	4.153	0.542	144,7	17:08:49
40	43 G.Grasser/M.Dablender	GRT Grasser Racing	Lamborghini Gallardo LP600+	5	<b>1:32.645</b>	4.849	0.696	143,6	16:41:23

Überschreitung der max. Rundenzahl § 34.2 # 26

Rückversetzung in der Startaufstellung für Rennen 2

Publications Time:

Race Director:

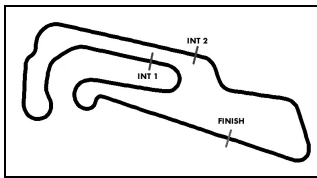
Time Keeping:

BLANCPAIN Timing

ver: 1.0

www.adac.de\motorsport

Page 1/ 1 printed: 30.3.2012 17:54



# ADAC GT Masters

## Lap analysis Zeittraining 2

Official



Motorsport Arena Oschersleben, Length: 3696 m

Air temperature: 9.7°C

Track temperature: 10.5°C

Weather condition: Dry

DMSB - Reg. Nr.:

Friday 30.3.2012 16:20

**ADAC Masters  
Weekend**

Lap	Time	SE1	SP1	SE2	SP2	SE3	SP3	TSP	Lap	Time	SE1	SP1	SE2	SP2	SE3	SP3	TSP
<b>1</b>	Dino Lunardi, FRA/ Maxime Martin, BEL								<b>theoretical besttime: 1:27.796</b>								
1	21:25.522	19:56.919	123	41.799	197	46.804			5	<b>1:27.796</b>	<b>33.524</b>	<b>189</b>	<b>29.452</b>	227	<b>24.820</b>	184	231
2	11:40.340	10:37.690	180	35.073	213	27.577	182		6	1:36.827	35.490	172	33.101	155	28.236	180	<b>233</b>
3	1:34.315	35.796	187	31.005	226	27.514	<b>184</b>	225	7		35.919	183	31.469	225			216
4	1:28.662	34.103	187	29.650	<b>228</b>	24.909	184	230									

<b>2</b>	Johannes Leidinger, DEU/ Florian Spengler, DEU								<b>theoretical besttime: 1:29.099</b>								
1	6:55.047	5:37.554	179	34.727	222	42.766			5	1:45.846	34.256	<b>193</b>	<b>29.887</b>	<b>231</b>	41.703		<b>233</b>
2	2:38.956	1:40.076	177	32.901	229	25.979	183		6	18:59.983	18:01.919	184	32.112	226	25.952	181	
3	1:30.823	34.877	190	30.491	230	25.455	183	231	7	1:34.860	34.502	191	32.287	182	28.071	183	232
4	<b>1:29.343</b>	34.258	192	29.990	228	<b>25.095</b>	<b>183</b>	232	8		<b>34.117</b>	191	30.140	230			232

<b>3</b>	Albert von Thurn und Taxis, DEU/ Stefan Rosina, DEU								<b>theoretical besttime: 1:29.617</b>								
1	3:31.080	2:28.886	132	36.028	177	26.166	177		6	1:55.453	39.763	151	35.067	179	40.623		<b>219</b>
2	1:30.279	34.451	179	30.415	220	25.413	176		7	30:17.917	29:16.614	145	34.168	113	27.135	176	
3	1:30.013	34.493	179	30.044	222	25.476	<b>180</b>		8	1:30.648	34.513	181	30.431	216	25.704	177	
4	1:34.400	<b>34.237</b>	<b>182</b>	33.206	180	26.957	177		9	1:30.096	34.639	179	30.104	222	<b>25.353</b>	177	217
5	<b>1:29.841</b>	34.343	181	<b>30.027</b>	<b>222</b>	25.471	178		10		38.343	105	37.872	200			218

<b>4</b>	Daniel Dobitsch, AUT/ Florian Stoll, DEU								<b>theoretical besttime: 1:28.381</b>								
1	13:47.674	12:43.733	176	36.277	217	27.664	180		7	18:14.806	17:13.817	170	34.666	216	26.323	180	
2	1:37.490	36.104	144	32.858	188	28.528	182	227	8	1:29.451	34.206	187	30.018	226	25.227	182	226
3	1:30.192	34.543	186	30.410	225	25.239	182	228	9	<b>1:28.711</b>	33.646	187	<b>29.714</b>	226	25.351	181	<b>229</b>
4	1:29.259	34.073	186	29.962	<b>226</b>	25.224	182	227	10	1:34.014	34.995	155	33.729	221	25.290	181	228
5	1:29.191	33.781	188	30.315	224	<b>25.095</b>	<b>183</b>	227	11	1:29.702	33.862	187	30.649	225	25.191	182	227
6	2:00.685	<b>33.572</b>	<b>188</b>	34.014	188	53.099		229	12		35.319	172	32.909	189			228

<b>5</b>	Sebastian Asch, DEU/ Maximilian Götz, DEU								<b>theoretical besttime: 1:27.780</b>								
1	20:43.874	19:32.530	112	43.480	146	27.864	154		7	1:28.081	33.733	186	29.378	225	24.970	180	228
2	2:00.237	40.384	161	35.321	195	44.532		157	8	1:33.649	36.549	173	31.196	194	25.904	180	219
3	9:56.157	8:58.786	181	31.369	221	26.002	180		9	<b>1:27.912</b>	33.722	<b>187</b>	<b>29.317</b>	<b>225</b>	<b>24.873</b>	182	226
4	1:33.891	34.099	187	29.533	225	30.259	<b>182</b>	226	10	1:30.741	33.870	187	30.393	206	26.478	181	<b>229</b>
5	1:27.949	33.622	186	29.378	225	24.949	181	228	11	1:27.991	<b>33.590</b>	187	29.498	224	24.903	180	226
6	1:34.463	36.212	158	32.903	211	25.348	181	228	12		34.368	185	30.403	220			227

<b>6</b>	Mario Farnbacher, DEU/ Niclas Kentenich, DEU								<b>theoretical besttime: 1:28.721</b>								
1	4:46.586	3:37.653	126	40.536	147	28.397	178		7	26:17.181	25:16.011	139	34.643	181	26.527	181	
2	1:43.769	37.737	181	37.100	142	28.932	182	224	8	1:30.582	34.616	185	30.478	226	25.488	180	227
3	1:29.747	34.305	185	30.352	226	<b>25.090</b>	<b>183</b>	229	9	1:29.396	33.905	183	30.084	<b>226</b>	25.407	182	229
4	1:29.079	33.747	185	30.071	226	25.261	181	229	10	<b>1:28.783</b>	<b>33.679</b>	<b>185</b>	<b>29.952</b>	224	25.152	182	<b>229</b>
5	1:29.378	33.753	185	30.217	223	25.408	182	228	11		33.816	185	30.918	200			229
6	1:44.569	37.826	181	32.985	164	33.758		158									

<b>7</b>	Kenneth Heyer, DEU/ Christiaan Frankenhou, NLD								<b>theoretical besttime: 1:28.780</b>								
1	21:01.233	19:42.404	167	35.146	206	43.683			5	<b>1:28.865</b>	<b>33.889</b>	<b>186</b>	<b>29.781</b>	223	25.195	181	226
2	12:11.084	11:09.885	171	34.231	219	26.968	178		6	1:32.823	34.079	184	32.201	176	26.543	179	<b>227</b>
3	1:34.516	35.999	182	32.642	183	25.875	<b>181</b>	220	7	1:38.879	34.027	184	32.876	148	31.976	149	223
4	1:29.162	34.132	184	29.920	<b>223</b>	<b>25.110</b>	180	226	8		42.416	136	36.741	159			137

<b>8</b>	Hari Proczyk, AUT/ Dominik Baumann, AUT								<b>theoretical besttime: 1:28.464</b>								
1	7:01.851	5:55.285	162	37.525	196	29.041	166		6	1:28.764	34.064	<b>187</b>	29.737	224	<b>24.963</b>	<b>182</b>	227
2	1:37.352	37.759	180	33.280	213	26.313	180	202	7	1:28.876	<b>33.829</b>	186	29.884	<b>224</b>	25.163	181	<b>229</b>
3	1:30.762	34.994	184	30.607	223	25.161	181	224	8	1:37.986	33.985	186	30.783	224	33.218		228
4	1:29.169	34.348	186	29.696	<b>224</b>	25.125	181	226	9		13:34.013	149	36.078	195			
5	<b>1:28.746</b>	34.024	185	<b>29.672</b>	223	25.050	181	227									



# ADAC GT Masters

## Lap analysis Zeittraining 2

Official



Motorsport Arena Oschersleben, Length: 3696 m

Air temperature: 9.7°C

Track temperature: 10.5°C

Weather condition: Dry

DMSB

- Reg. Nr.:

Friday 30.3.2012 16:20

**ADAC Masters  
Weekend**

Lap	Time	SE1	SP1	SE2	SP2	SE3	SP3	TSP	Lap	Time	SE1	SP1	SE2	SP2	SE3	SP3	TSP
<b>9</b>	Andreas Simonsen, DEU/ Maximilian Buhk, DEU								<b>theoretical besttime: 1:28.564</b>								
1	10:22.907	9:17.942	161	35.927	180	29.038	176		5	<b>1:28.681</b>	<b>33.810</b>	<b>186</b>	29.938	223	<b>24.933</b>	181	<b>227</b>
2	1:35.354	36.780	182	32.215	218	26.359	180	216	6	1:28.867	33.933	185	<b>29.821</b>	<b>224</b>	25.113	179	224
3	1:30.045	34.609	183	30.141	220	25.295	181	224	7	1:38.148	34.950	182	34.467	184	28.731	181	225
4	1:29.019	33.891	185	29.999	223	25.129	<b>181</b>	226	8		34.069	184	34.926	168			225

<b>10</b>	Lance David Arnold, DEU/ Alexandros Margaritis, GRC								<b>theoretical besttime: 1:29.270</b>								
1	6:58.600	5:56.186	174	34.895	214	27.519	176		6	<b>1:29.316</b>	<b>34.072</b>	<b>185</b>	<b>30.003</b>	<b>222</b>	25.241	180	224
2	1:35.537	37.904	179	31.706	220	25.927	178	173	7	1:29.773	34.227	184	30.154	222	25.392	<b>180</b>	<b>226</b>
3	1:30.830	34.902	183	30.553	222	25.375	179	222	8	1:40.855	34.366	184	33.939	133	32.550	178	225
4	1:29.962	34.605	184	30.127	222	25.230	179	224	9	1:29.916	34.445	184	30.222	<b>222</b>	25.249	179	223
5	1:29.561	34.282	184	30.084	220	<b>25.195</b>	179	224	10		36.432	180	31.719	221			225

<b>11</b>	David Mengesdorf, DEU/ Raffael Bader, CHE								<b>theoretical besttime: 1:30.643</b>								
1	8:11.787	6:59.447	98	42.305	172	30.035	164		6	1:30.730	34.781	183	<b>30.300</b>	224	25.649	181	<b>226</b>
2	1:43.933	43.559	120	33.676	222	26.698	179	136	7	1:32.146	35.026	184	30.737	<b>224</b>	26.383	179	225
3	1:33.210	36.427	183	30.820	221	25.963	179	220	8	1:31.935	35.548	183	30.435	223	25.952	180	223
4	1:31.603	35.375	182	30.567	223	25.661	180	221	9		35.007	183	31.127	222			224
5	<b>1:30.645</b>	<b>34.709</b>	<b>184</b>	30.302	223	<b>25.634</b>	<b>181</b>	224									

<b>12</b>	Oleg Petrishin, RUS/ Gerhard Tweraser, AUT								<b>theoretical besttime: 1:30.363</b>								
1	8:19.699	7:07.260	170	34.174	217	38.265			6	1:30.765	<b>34.751</b>	184	30.509	222	<b>25.505</b>	180	<b>224</b>
2	1:53.231	53.778	179	32.689	220	26.764	178		7	1:34.047	35.190	183	32.544	222	26.313	179	221
3	1:32.004	35.286	184	30.636	221	26.082	179	220	8	1:31.099	35.203	183	30.171	223	25.725	180	222
4	1:31.220	35.061	182	30.394	221	25.765	179	222	9		34.813	184					222
5	<b>1:30.640</b>	34.892	<b>184</b>	<b>30.107</b>	<b>224</b>	25.641	<b>182</b>	221									

<b>14</b>	Christian Ott, DEU/ Alex Müller, DEU								<b>theoretical besttime: 1:30.027</b>								
1	7:08.169	6:07.142	179	33.700	214	27.327	180		7	17:43.085	16:45.506	183	31.486	226	26.093	181	
2	1:33.425	35.976	184	31.082	<b>228</b>	26.367	184	230	8	1:33.688	34.705	184	30.515	225	28.468	<b>185</b>	230
3	1:34.860	34.804	184	30.666	225	29.390	184	231	9	1:30.923	34.476	185	30.797	226	25.650	181	232
4	<b>1:30.027</b>	<b>34.263</b>	186	<b>30.244</b>	227	<b>25.520</b>	183	232	10	1:31.037	34.309	185	30.462	225	26.266	182	231
5	1:30.556	34.360	186	30.453	226	25.743	181	<b>232</b>	11	1:33.187	35.223	<b>187</b>	31.043	203	26.921	184	222
6	1:43.544	35.178	185	30.776	226	37.590		232	12		34.987	185	31.929	226			231

<b>15</b>	Swen Dolenc, DEU/ Martin Ragginger, AUT								<b>theoretical besttime: 1:28.155</b>								
1	17:22.535	16:15.266	162	37.220	209	30.049	183		6	1:29.400	33.778	190	30.017	230	25.605	185	234
2	1:32.348	35.665	189	31.085	230	25.598	186	229	7	1:28.491	33.661	191	29.751	230	25.079	185	235
3	1:29.204	33.955	191	30.141	<b>231</b>	25.108	<b>187</b>	235	8	1:28.446	33.561	<b>191</b>	29.794	229	25.091	184	235
4	2:06.473	36.056	157	41.869	144	48.548		234	9	<b>1:28.155</b>	<b>33.462</b>	191	<b>29.697</b>	230	<b>24.996</b>	185	<b>235</b>
5	10:01.988	9:03.712	135	32.595	230	25.681	185		10		34.776	181	31.668	217			235

<b>16</b>	Otto Klohs, DEU/ Andrina Gugger, SUI								<b>theoretical besttime: 1:31.022</b>								
1	7:36.943	6:26.445	120	38.923	149	31.575	155		5	<b>1:31.236</b>	<b>34.547</b>	188	30.866	228	25.823	183	234
2	1:39.106	39.493	179	32.927	229	26.686	182	161	6	1:58.107	34.922	187	41.189	151	41.996		234
3	1:32.660	35.636	187	31.156	229	25.868	183	233	7	3:55.454	2:54.910	186	33.269	150	27.275	<b>185</b>	
4	1:31.442	34.967	186	<b>30.832</b>	<b>229</b>	<b>25.643</b>	184	234	8		35.210	<b>190</b>	31.378	174			<b>235</b>

<b>17</b>	Remo Lips, CHE/ Frank Schmickler, DEU								<b>theoretical besttime: 1:31.823</b>								
1	9:11.634	7:49.155	166	39.171	205	43.308			8	1:32.474	35.150	185	31.354	226	25.970	181	229
2	2:04.508	1:02.790	180	34.247	221	27.471	179		9	1:32.022	34.997	<b>187</b>	31.099	227	25.926	181	
3	1:35.464	36.670	183	32.189	225	26.605	181	226	10	<b>1:31.949</b>	34.999	184	31.144	226	<b>25.806</b>	180	
4	1:33.163	35.525	186	31.505	<b>227</b>	26.133	182		11	1:32.402	35.152	185	31.216	226	26.034	181	
5	1:32.936	35.319	185	31.669	226	25.948	<b>182</b>	<b>231</b>	12	1:32.164	<b>34.975</b>	186	<b>31.042</b>	225	26.147	179	
6	1:55.414	38.250	149	37.039	186	40.125		221	13		37.139	182	34.715	221			226
7	14:19.383	13:19.721	181	32.767	222	26.895	181										



# ADAC GT Masters

## Lap analysis Zeittraining 2

Official



Motorsport Arena Oschersleben, Length: 3696 m

Air temperature: 9.7°C

Track temperature: 10.5°C

Weather condition: Dry

DMSB - Reg. Nr.:

Friday 30.3.2012 16:20

**ADAC Masters  
Weekend**

Lap	Time	SE1	SP1	SE2	SP2	SE3	SP3	TSP	Lap	Time	SE1	SP1	SE2	SP2	SE3	SP3	TSP
<b>18 Tom Seiler, CHE/ Frank Kechele, DEU</b>									<b>theoretical besttime: 1:27.659</b>								
1	18:55.369	17:36.119	148	36.832	178	42.418			7	1:28.416	33.792	194	29.527	215	25.097	188	
2	2:17.170	59.027	188	32.835	230	45.308			8	1:35.320	36.195	189	33.084	201	26.041	187	<b>236</b>
3	10:57.137	9:55.054	187	34.562	226	27.521	187		9	1:28.323	33.859	192	29.502	231	24.962	188	
4	1:30.976	35.102	194	30.589	230	25.285	187		10	<b>1:27.879</b>	<b>33.712</b>	193	<b>29.148</b>	<b>238</b>	25.019	168	
5	1:33.821	34.669	<b>194</b>	30.365	230	28.787	189	235	11		37.594	173	33.694	170			
6	1:28.676	34.266	194	29.611	236	<b>24.799</b>	<b>189</b>										

<b>20 Claudia Hürtgen, DEU/ Dominik Schwager, DEU</b>									<b>theoretical besttime: 1:28.367</b>								
1	16:39.481	15:37.220	157	34.884	214	27.377	175		7	1:38.797	33.934	184	33.217	124	31.646	179	221
2	1:33.526	36.264	178	31.360	216	25.902	177	216	8	1:28.897	34.120	183	29.848	222	<b>24.929</b>	177	221
3	1:30.560	34.670	184	30.354	220	25.536	<b>179</b>	218	9	1:28.607	33.964	184	29.648	221	24.995	178	222
4	2:01.834	34.173	183	31.532	146	56.129		222	10	1:28.676	33.938	185	29.718	<b>223</b>	25.020	176	<b>223</b>
5	10:05.352	9:05.916	179	31.236	218	28.200	176		11	<b>1:28.592</b>	<b>33.878</b>	<b>185</b>	<b>29.560</b>	221	25.154	177	221
6	1:30.264	34.497	183	30.527	220	25.240	178	219	12		34.928	180	31.014	219			221

<b>21 Christer Jöns, DEU/ Christopher Mies, DEU</b>									<b>theoretical besttime: 1:28.473</b>								
1	22:02.434	20:29.638	108	45.813	129	46.983			7	1:29.097	34.047	<b>187</b>	29.972	225	25.078	180	224
2	9:48.688	8:38.786	178	32.921	220	36.981			8	1:29.097	33.836	186	<b>29.711</b>	<b>226</b>	25.550	180	226
3	2:44.650	1:44.730	179	31.592	218	28.328	<b>183</b>		9	1:34.904	37.509	178	31.911	221	25.484	183	180
4	1:29.572	34.342	184	30.228	223	25.002	179	225	10	1:29.000	34.019	185	29.889	224	25.092	179	225
5	1:28.744	34.057	186	29.741	223	24.946	181	224	11	<b>1:28.694</b>	33.974	186	29.744	224	24.976	182	223
6	1:29.025	33.855	187	30.239	221	<b>24.931</b>	181	<b>226</b>	12		<b>33.831</b>	186	29.825	225			225

<b>22 Carsten Tilke, DEU/ Christian Abt, DEU</b>									<b>theoretical besttime: 1:28.670</b>								
1	10:21.292	9:06.828	172	42.157	102	32.307	175		7	1:45.726	41.305	148	36.956	190	27.465	180	205
2	1:33.988	35.936	182	32.082	199	25.970	180	219	8	2:09.379	34.079	185	30.262	173	1:05.038		223
3	1:29.745	34.555	182	29.946	222	25.244	180	<b>224</b>	9	13:38.511	12:39.623	179	32.171	222	26.717	179	
4	1:29.485	34.417	183	29.883	224	25.185	<b>182</b>	223	10	1:29.048	34.172	182	<b>29.854</b>	222	25.022	179	221
5	1:29.178	33.994	185	29.994	222	25.190	181	224	11	1:29.001	<b>33.830</b>	184	30.107	222	25.064	179	223
6	<b>1:28.964</b>	34.073	<b>186</b>	29.905	<b>227</b>	<b>24.986</b>	181	221	12		35.241	182	31.868	224			223

<b>23 Fredrik Lestrup, SWE/ Martin Matzke, CZE</b>									<b>theoretical besttime: 1:28.952</b>								
1	2:02.619	56.208	153	37.658	202	28.753	174		7	1:45.822	34.324	183	31.386	223	40.112		223
2	1:36.656	36.827	179	32.321	212	27.508	178	218	8	4:10.462	3:12.002	178	32.193	222	26.267	180	
3	1:32.642	36.161	180	30.863	222	25.618	179	222	9	1:29.675	34.657	181	29.934	223	25.084	179	<b>224</b>
4	1:30.475	34.941	182	30.272	223	25.262	180	222	10	1:30.146	34.461	182	30.380	222	25.305	180	222
5	1:29.704	34.574	183	29.951	<b>224</b>	25.179	<b>181</b>	224	11	1:29.211	34.423	<b>184</b>	29.781	222	<b>25.007</b>	181	223
6	<b>1:29.066</b>	34.356	182	<b>29.661</b>	223	25.049	180	223	12		<b>34.284</b>	182	37.446	158			223

<b>24 Marc Hayek, CHE/ Peter Kox, NLD</b>									<b>theoretical besttime: 1:29.361</b>								
1	22:17.822	20:44.698	149	43.176	133	49.948			6	1:29.759	34.364	183	30.166	220	<b>25.229</b>	176	219
2	9:47.492	8:45.420	169	34.181	208	27.891	173		7	<b>1:29.374</b>	<b>34.186</b>	182	<b>29.946</b>	222	25.242	177	<b>220</b>
3	1:34.826	37.127	178	31.776	218	25.923	177	216	8	1:40.910	34.202	183	36.453	107	30.255	178	217
4	1:30.802	34.957	181	30.433	<b>222</b>	25.412	<b>178</b>		9	1:47.393	34.562	182	34.251	172	38.580		218
5	1:30.073	34.420	<b>183</b>	30.333	219	25.320	177		10		2:16.289	141	35.736	177			

<b>25 Georg Engelhardt, DEU/ Marco Seefried, DEU</b>									<b>theoretical besttime: 1:29.227</b>								
1	12:55.546	11:49.226	179	38.100	130	28.220	183		6	1:39.755	34.081	188	30.445	229	35.229		233
2	1:32.761	35.716	183	31.179	230	25.866	<b>187</b>	232	7	11:29.218	10:29.492	180	33.154	212	26.572	184	
3	1:31.577	34.076	189	<b>29.920</b>	<b>231</b>	27.581	175	<b>236</b>	8	1:30.505	34.112	188	30.507	230	25.886	184	233
4	1:32.992	36.576	189	30.811	229	25.605	183	190	9		35.455	180	32.034	228			234
5	<b>1:29.471</b>	<b>33.843</b>	<b>190</b>	30.164	229	<b>25.464</b>	185	232									





# ADAC GT Masters

## Lap analysis Zeittraining 2

Official



Motorsport Arena Oschersleben, Length: 3696 m

Air temperature: 9.7°C

Track temperature: 10.5°C

Weather condition: Dry

DMSB

- Reg. Nr.:

Friday 30.3.2012 16:20

**ADAC Masters  
Weekend**

Lap	Time	SE1	SP1	SE2	SP2	SE3	SP3	TSP	Lap	Time	SE1	SP1	SE2	SP2	SE3	SP3	TSP
<b>26</b> Rene Bordeaux, DEU/ Alfred Renauer, DEU									<b>theoretical besttime: 1:28.936</b>								
1	12:58.260	11:56.715	168	34.954	214	26.591	186		9	1:29.559	33.981	<b>191</b>	<b>29.992</b>	231	25.586	185	236
2	1:31.028	35.118	189	30.505	<b>231</b>	25.405	<b>187</b>	235	10	1:31.206	34.202	189	31.324	230	25.680	186	236
3	1:30.925	34.104	190	30.009	231	26.812	187	<b>238</b>	11	1:31.491	34.146	189	31.112	228	26.233	185	234
4	1:30.169	34.093	190	30.193	231	25.883	185	237	12	1:56.667	35.174	186	33.413	191	48.080		235
5	1:48.375	36.664	165	33.268	171	38.443		231	13	4:27.068	3:29.659	188	31.356	229	26.053	186	
6	13:32.173	12:32.842	181	33.265	224	26.066	185		14	1:29.606	34.395	190	30.159	229	<b>25.052</b>	183	235
7	1:29.738	34.288	190	30.191	229	25.259	187	234	15		36.874	184	32.618	201			200
8	<b>1:29.159</b>	<b>33.892</b>	190	29.993	231	25.274	186	236									

<b>27</b> Andreas Wirth, DEU/ Heinz Harald Frentzen, DEU									<b>theoretical besttime: 1:27.988</b>								
1	41:43.731	40:36.904	176	34.732	218	32.095	177		5	1:28.488	33.736	190	29.583	<b>233</b>	25.169	179	
2	1:43.143	35.506	189	35.666	117	31.971	181		6	<b>1:27.992</b>	33.622	<b>194</b>	<b>29.505</b>	232	<b>24.865</b>	181	
3	1:29.828	34.420	190	29.976	232	25.432	181		7		36.140	180	34.058	180			
4	1:28.182	<b>33.618</b>	192				<b>184</b>										

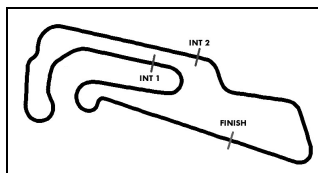
<b>28</b> Diego Alessi, ITA/ Daniel Keilwitz, DEU									<b>theoretical besttime: 1:28.521</b>								
1	3:40.044	2:22.706	118	37.567	190	39.771			7	22:58.892	21:59.097	182	32.220	225	27.575	182	
2	1:49.302	52.533	186	31.168	230	25.601	182		8	1:29.189	34.084	189	29.932	229	25.173	182	
3	1:30.045	34.300	188	30.034	230	25.711	<b>183</b>		9	<b>1:28.779</b>	33.876	190	29.833	228	<b>25.070</b>	182	
4	1:28.906	33.853	190	29.863	229	25.190	182	<b>233</b>	10	1:28.791	<b>33.686</b>	191	<b>29.765</b>	<b>232</b>	25.340	182	
5	1:28.931	33.865	190	29.826	231	25.240	183		11		34.038	<b>191</b>	31.482	220			
6	1:41.140	34.635	187	30.012	229	36.493											

<b>29</b> Robert Renauer, DEU/ Nicki Thiim, DEN									<b>theoretical besttime: 1:28.656</b>								
1	14:20.241	13:18.733	180	34.530	204	26.978	184		6	2:01.238	35.588	151	36.844	167	48.806		
2	1:30.913	34.966		30.464	229	25.483	<b>187</b>		7	20:11.490	19:10.317		34.701	198	26.472	184	
3	1:29.413	34.152		29.971	230	25.290	185		8	1:29.724	34.581		30.081	228	<b>25.062</b>	184	
4	1:29.118	34.197		<b>29.831</b>	<b>231</b>	25.090	186		9	1:29.083	34.094		29.897	230	25.092	182	
5	<b>1:29.028</b>	<b>33.763</b>	<b>190</b>	29.926	228	25.339	184		10		33.976		29.864	229			

<b>31</b> Tobias Schulze, DEU/ Michael Schulze, DEU									<b>theoretical besttime: 1:31.394</b>								
1	2:50.582	1:39.490	148	40.855	153	30.237	174		8	2:03.808	36.924	168	34.899	167	51.985		180
2	1:37.038	37.114	180	32.915	218	27.009	176	216	9	9:53.356	8:52.518	129	33.876	221	26.962	176	
3	1:33.485	35.738	182	31.308	<b>222</b>	26.439	177	220	10	1:32.356	35.006	183	31.143	220	26.207	177	222
4	1:32.810	35.200	183	31.305	220	26.305	178	221	11	1:31.979	34.928	<b>183</b>	31.064	221	25.987	178	223
5	1:49.216	36.827	171	33.775	198	38.614		213	12	<b>1:31.407</b>	<b>34.890</b>	183	30.755	221	<b>25.762</b>	<b>178</b>	222
6	9:40.827	8:41.225	152	32.628	181	26.974	177		13	1:31.973	34.950	182	<b>30.742</b>	222	26.281	175	<b>224</b>
7	1:35.036	35.814	179	31.577	221	27.645	178	222	14		39.432	173	33.285	203			209

<b>32</b> Ferdinand Stuck, AUT/ Johannes Stuck, AUT									<b>theoretical besttime: 1:28.983</b>								
1	7:04.997	6:01.659	171	34.464	213	28.874	176		7	1:42.219	<b>34.071</b>	<b>182</b>	30.215	<b>221</b>	37.933		<b>224</b>
2	1:31.533	35.681	177	30.453	220	25.399	176	219	8	22:50.336	21:48.684	177	33.923	131	27.729	175	
3	1:29.708	34.694	178	30.043	220	<b>24.971</b>	178	218	9	1:30.912	35.046	180	30.176	221	25.690	176	218
4	1:29.613	34.250	182	29.967	220	25.396	<b>179</b>	221	10	1:30.084	34.381	181	30.563	217	25.140	178	221
5	1:29.510	34.117	181	29.945	<b>221</b>	25.448	177	222	11		34.335	180	30.002	219			221
6	<b>1:29.396</b>	34.189	182	<b>29.941</b>	219	25.266	177	221									

<b>33</b> Christoffer Nygaard, DEN/ Kristian Poulsen, DEN									<b>theoretical besttime: 1:29.427</b>								
1	15:48.777	14:43.817	172	36.132	191	28.828	175		7	1:30.526	34.814	182	30.089	220	25.623	178	219
2	1:39.601	40.273	126	32.949	218	26.379	176	209	8	1:29.727	34.495	182	<b>29.699</b>	221	25.533	177	221
3	1:31.529	35.434	180	30.286	220	25.809	178	218	9	1:29.665	34.319	<b>183</b>	29.826	220	25.520	177	221
4	1:30.256	34.692	182	29.959	221	25.605	<b>178</b>	220	10	<b>1:29.513</b>	<b>34.240</b>	183	29.785	<b>221</b>	<b>25.488</b>	177	<b>222</b>
5	2:05.769	37.503	143	39.570	126	48.696		221	11		37.675	148	35.415	183			219
6	10:23.113	9:19.918	122	36.206	179	26.989	177										



# ADAC GT Masters

## Lap analysis Zeittraining 2

Official



Motorsport Arena Oschersleben, Length: 3696 m

Air temperature: 9.7°C

Track temperature: 10.5°C

Weather condition: Dry

DMSB - Reg. Nr.:  
Friday 30.3.2012 16:20

**ADAC Masters  
Weekend**

Lap	Time	SE1	SP1	SE2	SP2	SE3	SP3	TSP	Lap	Time	SE1	SP1	SE2	SP2	SE3	SP3	TSP
<b>34</b>	Max Sandritter, DEU/ Philip Geipel, DEU								<b>theoretical besttime: 1:29.922</b>								
1	4:27.816	3:15.147	136	41.871	133	30.798	139		6	1:30.630	<b>34.192</b>	193	30.583	236	25.855	188	240
2	1:39.559	41.024	187	32.197	230	26.338	188	200	7	1:30.566	34.224	193	30.313	235	26.029	188	240
3	1:31.125	34.938	<b>194</b>	30.509	234	25.678	189	236	8	<b>1:29.987</b>	34.257	193	<b>30.267</b>	<b>236</b>	<b>25.463</b>	<b>190</b>	239
4	1:30.784	34.471	193	30.790	235	25.523	188	234	9		34.282	191	31.244	233			<b>242</b>
5	1:30.668	34.396	191	30.698	235	25.574	189	237									

<b>35</b>	Achim Winter, DEU/ Charlie Geipel, DEU								<b>theoretical besttime: 1:29.801</b>								
1	4:38.787	3:30.539	114	38.981	178	29.267	152		5	1:29.986	34.103	194	<b>30.275</b>	236	25.608	189	240
2	1:39.896	40.213	158	32.873	212	26.810	188	193	6	1:33.137	34.115	194	32.830	176	26.192	188	240
3	1:31.304	34.898	194	30.570	234	25.836	<b>190</b>	239	7	1:30.064	34.072	<b>196</b>	30.455	234	25.537	189	240
4	<b>1:29.881</b>	<b>34.014</b>	193	30.355	<b>236</b>	<b>25.512</b>	188	240	8		34.210	194	34.195	198			<b>241</b>

<b>36</b>	Christian Engelhart, DEU/ Nick Tandy, GBR								<b>theoretical besttime: 1:27.822</b>								
1	10:28.174	9:25.843	178	34.794	223	27.537	180		7	24:02.031	22:59.838	184	32.126	171	30.067	184	
2	1:37.034	36.586	184	31.595	228	28.853	185	225	8	1:30.300	34.282	187	30.346	228	25.672	184	231
3	1:28.949	34.222	184	29.851	231	<b>24.876</b>	<b>186</b>	234	9	1:28.645	33.764	188	29.765	231	25.116	183	233
4	<b>1:28.025</b>	33.474	188	29.652	231	24.899	<b>186</b>	234	10	1:28.605	33.587	188	29.942	231	25.076	184	232
5	1:28.035	<b>33.341</b>	<b>189</b>	29.664	<b>231</b>	25.030	185	<b>236</b>	11	1:28.106	33.612	189	<b>29.605</b>	231	24.889	182	233
6	1:41.369	33.767	179	32.029	224	35.573		232	12	1:56.321	34.855	187	32.826	229	48.640		234

<b>37</b>	Sascha Bert, DEU/ Luca Ludwig, DEU								<b>theoretical besttime: 1:29.064</b>								
1	19:56.886	18:54.035	171	35.610	190	27.241	183		7	<b>1:29.229</b>	34.146	190	30.006	228	<b>25.077</b>	184	232
2	2:07.467	36.819	181	42.149	130	48.499		231	8	1:39.786	34.249	191	30.172	<b>230</b>	35.365		<b>234</b>
3	9:37.561	8:38.619	179	32.491	218	26.451	181		9	3:45.143	2:47.923	188	30.734	217	26.486	<b>184</b>	
4	1:29.878	34.630	190	30.134	229	25.114	181	229	10	1:31.317	34.237	<b>191</b>	30.821	229	26.259	183	232
5	1:29.460	34.211	190	30.072	228	25.177	183	230	11		35.837	185	37.288	157			230
6	1:29.297	<b>34.143</b>	189	<b>29.844</b>	229	25.310	181	233									

<b>38</b>	Jesse Krohn, FIN/ Nicolas Verdonck, BEL								<b>theoretical besttime: 1:29.218</b>								
1	2:53.938	1:43.057	159	38.514	162	32.367	181		8	2:06.014	36.027	146	41.383	128	48.604		
2	1:37.571	36.684	185	32.485	161	28.402	183	231	9	9:18.331	8:12.155	184	37.596	192	28.580	185	
3	1:31.492	35.124	187	30.489	<b>232</b>	25.879	185	233	10	1:30.886	34.663	190	30.580	230	25.643	186	
4	1:31.250	34.577	192	30.936	228	25.737	187		11	1:29.788	34.166	<b>192</b>	30.260	229	25.362	<b>187</b>	<b>235</b>
5	1:54.550	38.453	129	36.195	131	39.902			12	<b>1:29.218</b>	<b>33.809</b>	191	<b>30.179</b>	229	<b>25.230</b>	185	
6	9:28.165	8:30.847	185	31.451	229	25.867	183		13		38.589	110	41.797	147			
7	1:30.569	34.545	190	30.483	230	25.541	184										

<b>40</b>	Bernd Herndlhofer, AUT/ Christian Mamerow, DEU								<b>theoretical besttime: 1:28.570</b>								
1	22:26.981	20:59.406	166	41.441	145	46.134			6	<b>1:28.686</b>	<b>33.964</b>	<b>185</b>	29.949	223	<b>24.773</b>	178	223
2	9:21.819	8:17.964	175	36.549	214	27.306	176		7	1:28.946	34.048	183	29.924	<b>224</b>	24.974	177	<b>224</b>
3	1:45.097	35.476	182	32.215	132	37.406	178	219	8	1:29.026	34.056	184	29.961	222	25.009	179	220
4	1:29.905	34.684	183	30.165	224	25.056	<b>180</b>	222	9		34.394	182	30.576	222			223
5	1:28.868	34.195	184	<b>29.833</b>	222	24.840	178	223									

<b>41</b>	Simon Knap, NED/ Jeroen de Boer, NED								<b>theoretical besttime: 1:28.448</b>								
1	2:26.670	1:10.921	151	43.535	122	32.214	173		7	30:58.891	29:53.177	127	36.794	163	28.920	175	
2	1:37.581	39.110	177	32.638	217	25.833	177	178	8	1:34.609	34.777	182	33.284	189	26.548	176	218
3	1:29.606	34.493	182	29.879	219	25.234	177	218	9	1:29.463	34.372	<b>184</b>	29.953	221	25.138	177	219
4	1:43.385	34.215	183	43.793	196	25.377	<b>178</b>	221	10	1:28.787	34.241	182	29.637	<b>222</b>	<b>24.909</b>	178	218
5	<b>1:28.660</b>	34.139	184	<b>29.578</b>	222	24.943	177	<b>221</b>	11	1:28.777	34.100	182	29.592	221	25.085	177	220
6	1:42.154	34.162	182	32.730	220	35.262		220	12		<b>33.961</b>	183	29.726	221			<b>221</b>

<b>42</b>	Maximilian Mayer, DEU/ Jan Seyffarth, DEU								<b>theoretical besttime: 1:28.354</b>								
1	2:11.604	1:02.792	146	39.000	134	29.812	177		6	1:47.741	34.524	179	34.461	176	38.756		
2	1:35.520	35.984	182	31.927	148	27.609	180		7	32:17.787	31:09.589	175	35.612	147	32.586	177	
3	1:28.823	34.297	183	<b>29.502</b>	<b>223</b>	25.024	<b>180</b>		8	1:32.353	35.658	179	31.100	218	25.595	179	
4	1:28.978	34.191	183	29.752	222	25.035	<b>180</b>		9	1:29.483	34.316	183	29.842	223	25.325	179	
5	<b>1:28.413</b>	<b>33.841</b>	<b>183</b>	29.561	223	<b>25.011</b>	180		10		34.107	183	29.547	222			



# ADAC GT Masters

## Lap analysis Zeittraining 2

Official



Motorsport Arena Oschersleben, Length: 3696 m

Air temperature: 9.7°C

Track temperature: 10.5°C

Weather condition: Dry

**DMSB** - Reg. Nr.:

Friday 30.3.2012 16:20

**ADAC Masters  
Weekend**

Lap	Time	SE1	SP1	SE2	SP2	SE3	SP3	TSP	Lap	Time	SE1	SP1	SE2	SP2	SE3	SP3	TSP
-----	------	-----	-----	-----	-----	-----	-----	-----	-----	------	-----	-----	-----	-----	-----	-----	-----

### 43 Gottfried Grasser, AUT/ Mario Dablander, AUT

**theoretical besttime: 1:32.517**

1	3:03.455	1:55.600	148	38.171	203	29.684	174		6	1:32.790	<b>35.151</b>	178	31.385	218	<b>26.254</b>	179	222
2	1:37.633	37.245	178	33.067	219	27.321	176	218	7	1:32.828	35.224	178	31.237	218	26.367	179	222
3	1:35.099	36.444	179	31.831	217	26.824	178	220	8	1:33.278	35.274	<b>180</b>	31.437	219	26.567	178	222
4	1:33.712	35.627	180	31.812	217	26.273	<b>180</b>	221	9	1:32.833	35.357	176	31.121	219	26.355	180	<b>224</b>
5	<b>1:32.645</b>	35.213	178	<b>31.112</b>	<b>220</b>	26.320	178	222	10		38.684	173	34.604	178			217

### 44 Jan Stovicek, CZE/ Erik Janis, CZE

**theoretical besttime: 1:29.881**

1	12:16.286	11:09.705	168	36.626	150	29.955	177		6	17:39.617	16:31.639	111	38.379	184	29.599	175	
2	1:32.197	35.887	181	30.678	220	25.632	<b>179</b>	222	7	1:36.938	36.327	180	30.591	219	30.020	178	220
3	1:30.550	34.847	181	30.238	222	25.465	179	<b>226</b>	8	1:30.675	35.108	180	30.210	223	25.357	177	225
4	<b>1:30.171</b>	34.731	181	<b>30.168</b>	<b>224</b>	<b>25.272</b>	177	224	9	1:46.258	<b>34.441</b>	<b>183</b>	30.181	214	41.636		223
5	1:42.884	35.125	176	31.524	222	36.235		222	10		2:12.058	165	36.297	170			



# ADAC GT Masters

## Vmax list Zeittraining 2

Official



Motorsport Arena Oschersleben, Length: 3696 m

Air temperature: 9.7°C

Track temperature: 10.5°C

Weather condition: Dry



- Reg. Nr.:

Friday 30.3.2012 16:20

**ADAC Masters  
Weekend**

Nr	Team, Car, Driver, Nat	Top speed
34	<b>YACO Racing powered by Jochen Schweizer, Chevrolet Ca</b> Sandritter Max , DEU Geipel Philip , DEU	241,72 km/h
35	<b>YACO Racing powered by Jochen Schweizer, Chevrolet Ca</b> Winter Achim , DEU Geipel Charlie , DEU	241,35 km/h
26	<b>Team GT 3 Kasko, Porsche 911 GT3 R</b> Bordeaux Rene , DEU Renauer Alfred , DEU	237,88 km/h
18	<b>Callaway Competition, Corvette Z06.R GT3</b> Seiler Tom , CHE Kechele Frank , DEU	236,31 km/h
25	<b>Team GT 3 Kasko, Porsche 911 GT3 R</b> Engelhardt Georg , DEU Seefried Marco , DEU	235,79 km/h
36	<b>Team Geyer+Weinig - Schütz Motorsport, Porsche 911 GT3</b> Engelhart Christian , DEU Tandy Nick , GBR	235,59 km/h
15	<b>FACH AUTO TECH, Porsche 911 GT3 R</b> Dolenc Swen , DEU Ragginger Martin , AUT	235,33 km/h
38	<b>Lambda Performance, Ford GT GT3</b> Krohn Jesse , FIN Verdonck Nicolas , BEL	235,12 km/h
16	<b>FACH AUTO TECH, Porsche 911 GT3 R</b> Klohs Otto , DEU Gugger Andrina , SUI	234,71 km/h
37	<b>Gemballa Racing, McLaren MP4-12C GT3</b> Bert Sascha , DEU Ludwig Luca , DEU	233,64 km/h
2	<b>LIQUI MOLY Team Engstler, BMW Alpina B6 GT3</b> Leidinger Johannes , DEU Spengler Florian , DEU	233,39 km/h
28	<b>Callaway Competition, Corvette Z06.R GT3</b> Alessi Diego , ITA Keilwitz Daniel , DEU	233,34 km/h
1	<b>ALPINA, BMW Alpina B6 GT3</b> Lunardi Dino , FRA Martin Maxime , BEL	233,24 km/h
14	<b>Molitor-Racing, McLaren MP4-12C GT3</b> Ott Christian , DEU Müller Alex , DEU	232,23 km/h





# ADAC GT Masters

## Vmax list Zeittraining 2

Official



Motorsport Arena Oschersleben, Length: 3696 m

Air temperature: 9.7°C

Track temperature: 10.5°C

Weather condition: Dry

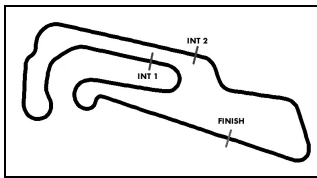
**DMSB**

- Reg. Nr.:

Friday 30.3.2012 16:20

**ADAC Masters  
Weekend**

Nr	Team, Car, Driver, Nat	Top speed
17	<b>Callaway Competition, Corvette Z06.R GT3</b> Lips Remo , CHE Schmickler Frank , DEU	230,59 km/h
4	<b>kfzteile24 MS Racing Team, Mercedes Benz AMG SLS GT3</b> Dobitsch Daniel , AUT Stoll Florian , DEU	229,27 km/h
6	<b>Farnbacher ESET Racing, Ferrari 458 Italia GT3</b> Farnbacher Mario , DEU Kentenich Niclas , DEU	229,27 km/h
5	<b>kfzteile24 MS Racing Team, Mercedes Benz AMG SLS GT3</b> Asch Sebastian , DEU Götz Maximilian , DEU	228,92 km/h
8	<b>Heico Motorsport, Mercedes Benz AMG SLS GT3</b> Proczyk Hari , AUT Baumann Dominik , AUT	228,83 km/h
7	<b>Heico Motorsport, Mercedes Benz AMG SLS GT3</b> Heyer Kenneth , DEU Frankenhout Christiaan , NLD	226,61 km/h
9	<b>HEICO Junior Team, Mercedes Benz AMG SLS GT3</b> Simonsen Andreas , DEU Buhk Maximilian , DEU	226,52 km/h
21	<b>Prosperia uhc speed, AUDI R8 LMS ultra</b> Jöns Christer , DEU Mies Christopher , DEU	226,28 km/h
10	<b>Schöner Wohnen Polarweiss HEICO Team, Mercedes Benz</b> Arnold Lance David , DEU Margaritis Alexandros , GRC	225,94 km/h
11	<b>Team rhino's Leipert Motorsport, Lamborghini Gallardo LP</b> Mengesdorf David , DEU Bader Raffael , CHE	225,90 km/h
44	<b>HEICO-GRAVITY CHAROUZ TEAM, Mercedes Benz AMG SI</b> Stovicek Jan , CZE Janis Erik , CZE	225,57 km/h
22	<b>Prosperia uhc speed, AUDI R8 LMS ultra</b> Tilke Carsten , DEU Abt Christian , DEU	224,48 km/h
43	<b>GRT Grasser Racing, Lamborghini Gallardo LP600+</b> Grasser Gottfried , AUT Dablander Mario , AUT	224,48 km/h
23	<b>WestCoastRacing, BMW Z4</b> Lestrup Fredrik , SWE Matzke Martin , CZE	224,34 km/h



# ADAC GT Masters

## Vmax list Zeittraining 2

Official



Motorsport Arena Oschersleben, Length: 3696 m

Air temperature: 9.7°C

Track temperature: 10.5°C

Weather condition: Dry

DMSB

- Reg. Nr.:

Friday 30.3.2012 16:20

ADAC Masters  
Weekend

Nr	Team, Car, Driver, Nat	Top speed
12	<b>Team rhino's Leipert Motorsport, Lamborghini Gallardo LP6</b> Petrishin Oleg , RUS Tweraser Gerhard , AUT	224,16 km/h
40	<b>MAMEROW Racing, AUDI R8 LMS ultra</b> Herndlhofer Bernd , AUT Mamerow Christian , DEU	223,78 km/h
31	<b>Schulze Motorsport, Nissan GT-R GT3</b> Schulze Tobias , DEU Schulze Michael , DEU	223,78 km/h
32	<b>Young Driver AMR, Aston Martin V12 Vantage GT3</b> Stuck Ferdinand , AUT Stuck Johannes , AUT	223,69 km/h
20	<b>Schubert Motorsport, BMW Z4 GT3</b> Hürtgen Claudia , DEU Schwager Dominik , DEU	222,81 km/h
33	<b>Young Driver AMR, Aston Martin V12 Vantage GT3</b> Nygaard Christoffer , DEN Poulsen Kristian , DEN	222,44 km/h
41	<b>DB Motorsport, BMW Z4 GT3</b> Knap Simon , NED de Boer Jeroen , NED	220,85 km/h
24	<b>Reiter Engineering, Lamborghini Gallardo LP600+</b> Hayek Marc , CHE Kox Peter , NLD	219,76 km/h
3	<b>Reiter Engineering, Lamborghini Gallardo LP600+</b> von Thurn und Taxis Albert , DEU Rosina Stefan , DEU	218,96 km/h
27	<b>Callaway Competition, Corvette Z06.R GT3</b> Wirth Andreas , DEU Frentzen Heinz Harald , DEU	km/h
42	<b>Seyffarth Motorsport, Mercedes Benz AMG SLS GT3</b> Mayer Maximilian , DEU Seyffarth Jan , DEU	km/h
29	<b>FROGREEN CO2 neutral, Porsche 911 GT3 R</b> Renauer Robert , DEU Thiim Nicki , DEN	km/h