

# ADAC GT Masters

## Results Zeittraining 1



Official

Amended  
30.3.2012 - 17:38

ADAC Masters  
Weekend

Motorsport Arena Oschersleben, Length: 3696 m

Air temperature: °C

Track temperature: 10.0°C

Weather condition: Dry

DMSB - Reg. Nr.:

Friday 30.3.2012 15:30

started : 40      classified : 40      not classified : 0

	Drivers	Team	Car	Lap	Best Time	Gap	Diff	Kph	Day Time
1	21 C.Jöns/C.Mies	Prosperia uhc speed	AUDI R8 LMS ultra	7	<b>1:28.450</b>			150,4	15:50:05
2	5 S.Asch/M.Götz	kfzteile24 MS Racing Team	Mercedes Benz AMG SLS GT3	11	<b>1:28.464</b>	0.014	0.014	150,4	16:15:11
3	29 R.Renauer/N.Thiim	FROGREEN CO2 neutral	Porsche 911 GT3 R	10	<b>1:28.588</b>	0.138	0.124	150,2	16:15:14
4	27 A.Wirth/H.Frentzen	Callaway Competition	Corvette Z06.R GT3	4	<b>1:28.685</b>	0.235	0.097	150,0	15:50:10
5	36 C.Engelhart/N.Tandy	Team Geyer+Weinig - Schütz Motor	Porsche 911 GT3 R	8	<b>1:28.688</b>	0.238	0.003	150,0	16:00:33
6	1 D.Lunardi/M.Martin	ALPINA(DEU)	BMW Alpina B6 GT3	6	<b>1:28.831</b>	0.381	0.143	149,8	15:53:09
7	28 D.Alessi/D.Keilwitz	Callaway Competition	Corvette Z06.R GT3	12	<b>1:28.889</b>	0.439	0.058	149,7	16:14:48
8	20 C.Hürtgen/D.Schwager	Schubert Motorsport	BMW Z4 GT3	5	<b>1:28.930</b>	0.480	0.041	149,6	15:58:52
9	10 L.Arnold/A.Margaritis	Schöner Wohnen Polarweiss HEICO	Mercedes Benz AMG SLS GT3	7	<b>1:29.063</b>	0.613	0.133	149,4	15:50:28
10	23 F.Lestrup/M.Matzke	WestCoastRacing	BMW Z4	10	<b>1:29.134</b>	0.684	0.071	149,3	16:01:24
11	2 J.Leidinger/F.Spengler	LIQUI MOLY Team Engstler(DEU)	BMW Alpina B6 GT3	6	<b>1:29.158</b>	0.708	0.024	149,2	15:50:13
12	6 M.Farnbacher/N.Kentenich	Farnbacher ESET Racing	Ferrari 458 Italia GT3	8	<b>1:29.247</b>	0.797	0.089	149,1	16:00:17
13	9 A.Simonsen/M.Buhk	HEICO Junior Team	Mercedes Benz AMG SLS GT3	11	<b>1:29.254</b>	0.804	0.007	149,1	15:56:43
14	41 S.Knap/J.de Boer	DB Motorsport	BMW Z4 GT3	7	<b>1:29.316</b>	0.866	0.062	149,0	15:59:21
15	37 S.Bert/L.Ludwig	Gemballa Racing	McLaren MP4-12C GT3	5	<b>1:29.498</b>	1.048	0.182	148,7	16:01:11
16	38 J.Krohn/N.Verdonck	Lambda Performance	Ford GT GT3	7	<b>1:29.524</b>	1.074	0.026	148,6	15:53:43
17	18 T.Seiler/F.Kechele	Callaway Competition	Corvette Z06.R GT3	5	<b>1:29.579</b>	1.129	0.055	148,5	15:51:02
18	8 H.Proczyk/D.Baumann	Heico Motorsport	Mercedes Benz AMG SLS GT3	11	<b>1:29.653</b>	1.203	0.074	148,4	15:55:12
19	15 S.Dolenc/M.Ragginger	FACH AUTO TECH	Porsche 911 GT3 R	9	<b>1:29.661</b>	1.211	0.008	148,4	15:50:28
20	32 F.Stuck/J.Stuck	Young Driver AMR	Aston Martin V12 Vantage GT3	7	<b>1:29.749</b>	1.299	0.088	148,3	15:47:55
21	40 B.Herndlhofer/C.Mamerow	MAMEROW Racing	AUDI R8 LMS ultra	8	<b>1:29.753</b>	1.303	0.004	148,2	15:51:03
22	4 D.Dobitsch/F.Stoll	kfzteile24 MS Racing Team	Mercedes Benz AMG SLS GT3	11	<b>1:29.778</b>	1.328	0.025	148,2	16:14:06
23	33 C.Nygaard/K.Poulsen	Young Driver AMR	Aston Martin V12 Vantage GT3	9	<b>1:29.867</b>	1.417	0.089	148,1	16:02:10
24	7 K.Heyer/C.Frankenhouh	Heico Motorsport	Mercedes Benz AMG SLS GT3	9	<b>1:30.148</b>	1.698	0.281	147,6	15:52:17
25	42 M.Mayer/J.Seyffarth	Seyffarth Motorsport	Mercedes Benz AMG SLS GT3	7	<b>1:30.320</b>	1.870	0.172	147,3	15:49:05
26	26 R.Bordeaux/A.Renauer	Team GT 3 Kasko	Porsche 911 GT3 R	8	<b>1:30.493</b>	2.043	0.173	147,0	16:14:56
27	25 G.Engelhardt/M.Seefried	Team GT 3 Kasko	Porsche 911 GT3 R	10	<b>1:30.706</b>	2.256	0.213	146,7	16:14:54
28	34 M.Sandritter/P.Geipel	YACO Racing powered by Jochen S	Chevrolet Camaro GT3	8	<b>1:30.755</b>	2.305	0.049	146,6	15:49:25
29	11 D.Mengesdorf/R.Bader	Team rhino's Leipert Motorsport	Lamborghini Gallardo LP600+	9	<b>1:30.998</b>	2.548	0.243	146,2	15:57:48
30	22 C.Tilke/C.Abt	Prosperia uhc speed	AUDI R8 LMS ultra	6	<b>1:31.094</b>	2.644	0.096	146,1	15:57:17
31	3 A.von Thum und Taxis/S.Rosina	Reiter Engineering	Lamborghini Gallardo LP600+	6	<b>1:31.496</b>	3.046	0.402	145,4	15:47:51
32	16 O.Klohs/A.Gugger	FACH AUTO TECH	Porsche 911 GT3 R	10	<b>1:31.536</b>	3.086	0.040	145,4	15:52:03
33	14 C.Ott/A.Müller	Molitor-Racing	McLaren MP4-12C GT3	7	<b>1:31.695</b>	3.245	0.159	145,1	15:52:33
34	31 T.Schulze/M.Schulze	Schulze Motorsport	Nissan GT-R GT3	7	<b>1:31.727</b>	3.277	0.032	145,1	15:48:55
35	24 M.Hayek/P.Kox	Reiter Engineering	Lamborghini Gallardo LP600+	11	<b>1:32.103</b>	3.653	0.376	144,5	15:54:18
36	17 R.Lips/F.Schmickler	Callaway Competition	Corvette Z06.R GT3	13	<b>1:32.286</b>	3.836	0.183	144,2	16:03:08
37	43 G.Grasser/M.Dablander	GRT Grasser Racing	Lamborghini Gallardo LP600+	8	<b>1:32.947</b>	4.497	0.661	143,2	16:03:32
38	44 J.Stovicek/E.Janis	HEICO-GRAVITY CHAROUZ TEAM	Mercedes Benz AMG SLS GT3	9	<b>1:33.026</b>	4.576	0.079	143,0	15:50:51
39	35 A.Winter/C.Geipel	YACO Racing powered by Jochen S	Chevrolet Camaro GT3	13	<b>1:33.138</b>	4.688	0.112	142,9	15:57:42
40	12 O.Petrishin/G.Tweraser	Team rhino's Leipert Motorsport	Lamborghini Gallardo LP600+	11	<b>1:38.936</b>	10.486	5.798	134,5	16:03:18

Überschreitung der max. Rundenzahl § 34.2 # 34,35

Rückversetzung in der Startaufstellung für Rennen1

Publications Time:

Race Director:

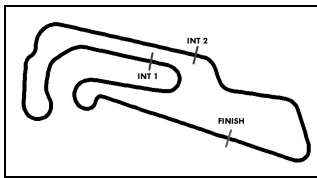
Time Keeping:

BLANCPAIN Timing

ver: 1.3

www.adac.de/motorsport

Page 1/ 1 printed: 30.3.2012 17:38



# ADAC GT Masters

## Lap analysis Zeittraining 1

Official



Motorsport Arena Oschersleben, Length: 3696 m

Air temperature: °C

Track temperature: 10.0°C

Weather condition: Dry

Amended  
30.3.2012 - 17:38

**ADAC Masters  
Weekend**

DMSB - Reg. Nr.:  
Friday 30.3.2012 15:30

Lap	Time	SE1	SP1	SE2	SP2	SE3	SP3	TSP	Lap	Time	SE1	SP1	SE2	SP2	SE3	SP3	TSP
<b>1</b>	Dino Lunardi, FRA/ Maxime Martin, BEL								<b>theoretical besttime: 1:28.647</b>								
1	15:38.298	14:35.692	180	34.842	221	27.764	179		5	1:29.299	33.892	189	30.240	226	25.167	184	231
2	1:33.012	35.690	185	30.793	226	26.529	185	229	6	<b>1:28.831</b>	<b>33.875</b>	189	29.893	228	<b>25.063</b>	184	233
3	1:30.111	34.602	189	30.371	228	25.138	<b>185</b>	233	7	1:38.723	34.152	189	30.016	227	34.555		234
4	1:29.059	34.004	<b>190</b>	<b>29.709</b>	<b>229</b>	25.346	182	<b>234</b>									

<b>2</b>	Johannes Leidinger, DEU/ Florian Spengler, DEU								<b>theoretical besttime: 1:28.972</b>								
1	6:59.626	5:58.581	180	33.638	210	27.407	159		6	<b>1:29.158</b>	34.246	190	<b>29.712</b>	230	<b>25.200</b>	184	235
2	2:21.340	41.871	165	42.652	90	56.817		153	7	1:32.426	34.964	187	31.487	224	25.975	184	227
3	6:22.837	5:23.824	183	32.332	213	26.681	181		8	1:31.187	34.277	189	29.932	227	26.978	166	<b>235</b>
4	1:30.294	34.749	187	29.990	<b>230</b>	25.555	185	233	9	1:46.898	36.450	167	34.272	225	36.176		212
5	1:29.245	<b>34.060</b>	<b>190</b>	29.873	229	25.312	<b>185</b>	234									

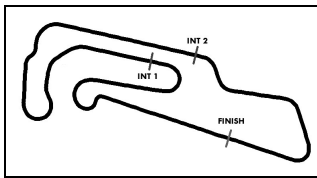
<b>3</b>	Albert von Thurn und Taxis, DEU/ Stefan Rosina, DEU								<b>theoretical besttime: 1:31.214</b>								
1	4:28.800	3:14.609	137	39.775	162	34.416	176		8	1:36.774	<b>34.802</b>	181	33.742	210	28.230	174	222
2	1:34.331	36.160	180	31.635	218	26.536	175	220	9	1:31.709	35.086	180	30.766	<b>221</b>	25.857	177	220
3	2:04.628	37.299	173	37.422	149	49.907			10	1:45.908	35.114	180	31.000	219	39.794		221
4	6:36.549	5:32.005	174	32.500	216	32.044	176		11	18:14.295	17:10.346	173	35.650	156	28.299	177	
5	1:35.363	35.236	182	33.181	217	26.946	178	220	12	1:31.499	35.041	181	<b>30.681</b>	218	25.777	<b>179</b>	220
6	<b>1:31.496</b>	35.045	179	30.720	220	<b>25.731</b>	177	220	13	1:31.564	35.066	180	30.727	221	25.771	177	218
7	1:31.996	35.011	<b>182</b>	30.904	219	26.081	178	<b>223</b>	14	1:43.485	35.788	179	32.462	190	35.235		220

<b>4</b>	Daniel Dobitsch, AUT/ Florian Stoll, DEU								<b>theoretical besttime: 1:29.509</b>								
1	6:55.407	5:45.357	116	41.189	119	28.861	178		9	1:57.200	34.996	186	39.768	148	42.436		227
2	2:21.225	43.102	141	43.558	94	54.565		165	10	7:31.446	6:31.478	184	32.265	222	27.703	182	
3	4:59.163	3:49.162	104	40.552	153	29.449	181		11	<b>1:29.778</b>	34.374	<b>187</b>	30.214	224	25.190	182	229
4	1:33.011	35.490	183	31.556	224	25.965	<b>183</b>	228	12	1:32.096	34.478	187	<b>30.061</b>	<b>226</b>	27.557	182	228
5	1:33.833	34.812	186	31.075	212	27.946	183	<b>232</b>	13	1:30.005	34.565	186	30.266	225	<b>25.174</b>	182	229
6	1:30.308	<b>34.274</b>	186	30.333	225	25.701	183	231	14	1:29.910	34.339	186	30.265	225	25.306	181	215
7	1:47.917	35.197	182	31.740	207	40.980		231	15	1:51.601	36.734	177	35.352	170	39.515		224
8	12:26.952	11:25.390	167	34.882	192	26.680	181										

<b>5</b>	Sebastian Asch, DEU/ Maximilian Götz, DEU								<b>theoretical besttime: 1:28.257</b>								
1	6:37.155	5:19.958	109	47.439	160	29.758	174		7	1:29.312	34.299	186	29.981	224	25.032	181	227
2	2:09.306	42.038	123	41.422	164	45.846		223	8	1:53.223	33.965	186	36.107	144	43.151		226
3	5:56.036	4:55.738	179	32.203	220	28.095	179		9	7:05.093	6:08.977	183	30.869	223	25.247	181	
4	3:32.646	35.243	181	58.869	28	1:58.534		227	10	1:29.262	33.949	<b>187</b>	30.459	223	24.854	<b>182</b>	227
5	11:59.022	10:53.865	124	38.540	168	26.617	179		11	<b>1:28.464</b>	33.928	185	<b>29.790</b>	<b>224</b>	<b>24.746</b>	181	<b>228</b>
6	1:30.994	34.915	186	30.344	223	25.735	181	226	12	1:37.515	<b>33.721</b>	185	30.032	221	33.762		227

<b>6</b>	Mario Farnbacher, DEU/ Niclas Kantenich, DEU								<b>theoretical besttime: 1:29.247</b>								
1	2:38.843	1:12.783	86	50.481	92	35.579	133		6	1:29.975	34.523	185	30.079	<b>227</b>	25.373	<b>183</b>	230
2	1:42.533	41.746	165	33.810	219	26.977	180	170	7	1:30.494	34.679	185	29.959	225	25.856	181	230
3	1:33.352	35.047	184	30.634	218	27.671	182	229	8	<b>1:29.247</b>	<b>34.094</b>	186	<b>29.875</b>	226	<b>25.278</b>	181	228
4	1:51.262	34.262	185	30.540	176	46.460		<b>231</b>	9	1:38.305	34.141	<b>186</b>	30.025	226	34.139		230
5	18:01.442	17:00.309	176	34.601	188	26.532	181										

<b>7</b>	Kenneth Heyer, DEU/ Christiaan Frankenhou, NLD								<b>theoretical besttime: 1:30.125</b>								
1	4:14.113	3:08.119	172	36.278	214	29.716	177		6	1:30.584	34.476	183	<b>30.350</b>	222	25.758	179	227
2	1:33.667	35.835	183	31.811	214	26.021	179	223	7	1:43.410	39.528	126	38.159	222	25.723	<b>180</b>	<b>227</b>
3	1:51.529	34.927	185	30.730	219	45.872		225	8	1:30.608	34.734	<b>185</b>	30.546	<b>223</b>	25.328	178	226
4	6:52.087	5:40.052	178	35.023	126	37.012	177		9	<b>1:30.148</b>	<b>34.451</b>	185	30.373	222	<b>25.324</b>	179	225
5	1:30.864	34.956	184	30.428	221	25.480	179	224	10	1:57.367	34.554	185	30.478	221	52.335		226



# ADAC GT Masters

## Lap analysis Zeittraining 1

Official



Motorsport Arena Oschersleben, Length: 3696 m

Air temperature: °C

Track temperature: 10.0°C

Weather condition: Dry

DMSB

- Reg. Nr.:

Friday 30.3.2012 15:30

Amended  
30.3.2012 - 17:38

ADAC Masters  
Weekend

Lap	Time	SE1	SP1	SE2	SP2	SE3	SP3	TSP	Lap	Time	SE1	SP1	SE2	SP2	SE3	SP3	TSP
<b>8</b> Hari Proczyk, AUT/ Dominik Baumann, AUT									<b>theoretical besttime: 1:29.503</b>								
1	4:55.746	3:34.343	167	39.156	198	42.247			7	1:29.706	34.290	184	30.161	222	25.255	181	<b>228</b>
2	1:53.332	53.522	176	33.587	217	26.223	179		8	1:39.443	40.538	150	32.903	222	26.002	179	228
3	2:25.912	40.262	131	51.224	89	54.426		225	9	1:29.676	<b>34.221</b>	185	30.217	223	<b>25.238</b>	180	225
4	5:05.101	3:59.347	180				181		10	1:37.525	36.675	179	34.537	219	26.313	180	228
5	1:34.884	35.284	184	32.194	221	27.406	<b>181</b>	227	11	<b>1:29.653</b>	34.296	<b>185</b>	<b>30.044</b>	223	25.313	180	226
6	1:30.575	34.517	182	30.154	<b>224</b>	25.904	180	228	12	1:45.951	37.236	183	31.713	221	37.002		221

<b>9</b> Andreas Simonsen, DEU/ Maximilian Buhk, DEU									<b>theoretical besttime: 1:29.227</b>								
1	5:58.552	4:38.283	115	47.260	126	33.009	176		7	1:38.151	34.294	181	34.987	189	28.870	178	<b>227</b>
2	2:04.684	38.380	155	39.473	163	46.831		220	8	1:30.112	34.358	184	30.183	224	25.571	179	224
3	6:31.881	5:19.441	167	35.408	177	37.032	178		9	1:29.597	34.054	183	30.174	223	25.369	181	226
4	1:30.815	34.673	183	30.502	222	25.640	180	224	10	1:29.548	34.135	184	30.152	222	<b>25.261</b>	181	227
5	1:30.411	34.134	183	30.033	223	26.244	180	227	11	<b>1:29.254</b>	<b>33.964</b>	183	<b>30.002</b>	<b>224</b>	25.288	181	227
6	1:30.228	34.167	<b>184</b>	30.609	222	25.452	<b>181</b>	227	12	1:42.584	35.431	174	32.994	211	34.159		226

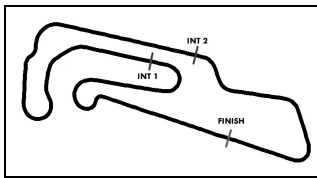
<b>10</b> Lance David Arnold, DEU/ Alexandros Margaritis, GRC									<b>theoretical besttime: 1:29.063</b>								
1	4:49.699	3:40.452	135	39.069	138	30.178	162		6	1:29.983	34.194	<b>185</b>	30.073	221	25.716	179	226
2	1:43.106	40.290	111	35.457	160	27.359	179	203	7	<b>1:29.063</b>	<b>33.929</b>	184	<b>29.919</b>	221	<b>25.215</b>	178	225
3	2:08.818	38.030	102	41.957	136	48.831		224	8	1:29.581	34.111	184	30.005	<b>222</b>	25.465	179	225
4	7:14.787	6:11.075	116	35.716	159	27.996	179		9	1:30.961	34.107	184	31.283	220	25.571	179	<b>226</b>
5	1:32.906	34.497	185	30.653	204	27.756	<b>180</b>	226	10	1:39.823	34.125	184	29.935	221	35.763		225

<b>11</b> David Mengesdorf, DEU/ Raffael Bader, CHE									<b>theoretical besttime: 1:30.738</b>								
1	15:19.677	14:17.726	173	33.891	210	28.060	174		6	1:31.379	35.149	180	30.492	222	25.738	178	224
2	1:32.967	35.942	182	31.065	221	25.960	178	219	7	1:40.293	34.923	184	34.341	124	31.029	178	<b>225</b>
3	1:31.948	35.208	181	30.958	221	25.782	178	222	8	1:33.408	<b>34.723</b>	183	30.627	<b>223</b>	28.058	177	224
4	1:31.434	35.222	184	30.583	221	<b>25.629</b>	<b>179</b>	223	9	<b>1:30.998</b>	34.884	182	<b>30.386</b>	221	25.728	177	223
5	1:35.486	35.005	183	33.242	211	27.239	178	223	10	1:44.215	34.816	<b>185</b>	30.488	222	38.911		221

<b>12</b> Oleg Petrishin, RUS/ Gerhard Tweraser, AUT									<b>theoretical besttime: 1:38.819</b>								
1	14:37.667	13:16.328	164	42.161	147	39.178	166		7	1:53.815	37.558	175	35.243	210	41.014		<b>216</b>
2	1:49.270	40.732	167	38.570	203	29.968	172	175	8	3:10.858	2:07.997	174	34.356	213	28.505	172	
3	1:42.671	38.550	171	35.366	213	28.755	174	213	9	1:39.157	37.368	176	33.803	<b>215</b>	<b>27.986</b>	173	215
4	1:41.090	37.809	176	34.458	213	28.823	172	214	10	1:40.306	38.029	176	34.085	215	28.192	172	<b>216</b>
5	1:42.994	37.745	176	36.128	208	29.121	173	213	11	<b>1:38.936</b>	<b>37.307</b>	<b>176</b>	<b>33.526</b>	213	28.103	174	213
6	1:40.757	37.936	172	34.552	214	28.269	<b>174</b>	216	12	2:00.754	38.367	148	38.499	204	43.888		212

<b>14</b> Christian Ott, DEU/ Alex Müller, DEU									<b>theoretical besttime: 1:31.553</b>								
1	2:39.285	1:14.057	77	50.184	115	35.044	136		8	1:31.728	35.165	185	<b>30.557</b>	<b>227</b>	26.006	183	232
2	1:42.834	42.067	148	33.764	208	27.003	184	171	9	1:48.219	35.805	178	33.343	222	39.071		232
3	1:33.300	36.095	185	30.747	226	26.458	<b>184</b>	<b>234</b>	10	8:12.802	7:10.438	182	31.474	225	30.890	130	
4	5:43.109	4:17.150	94	42.033	181	43.926		234	11	2:04.306	45.140	159	36.445	181	42.721		129
5	7:50.252	6:46.827	183	36.017	115	27.408	183		12	9:48.434	8:49.888	184	32.314	226	26.232	182	
6	1:32.352	35.235	183	31.043	226	26.074	182	231	13	1:32.354	35.241	184	30.869	226	26.244	181	230
7	<b>1:31.695</b>	<b>35.024</b>	<b>185</b>	30.699	226	<b>25.972</b>	183	231	14	1:50.472	38.267	180	33.236	223	38.969		207

<b>15</b> Swen Dolenc, DEU/ Martin Ragginger, AUT									<b>theoretical besttime: 1:29.452</b>								
1	2:38.138	1:09.275	86	52.949	91	35.914	103		7	1:30.382	34.466	190	<b>30.073</b>	<b>232</b>	25.843	<b>187</b>	238
2	1:56.977	49.985	128	37.359	222	29.633	184	127	8	1:34.144	37.909	176	30.852	231	25.383	186	<b>238</b>
3	1:53.992	47.343	105	40.263	209	26.386	184	236	9	<b>1:29.661</b>	34.264	<b>191</b>	30.154	229	<b>25.243</b>	186	238
4	2:11.163	40.240	105	42.626	132	48.297		234	10	1:30.052	<b>34.136</b>	189	30.220	231	25.696	181	236
5	5:37.356	4:22.535	109	45.141	171	29.680	185		11	1:56.560	47.574	183	33.914	166	35.072		235
6	1:35.712	34.935	187	33.952	227	26.825	187	235									



# ADAC GT Masters

## Lap analysis Zeittraining 1

Official



Motorsport Arena Oschersleben, Length: 3696 m

Air temperature: °C

Track temperature: 10.0°C

Weather condition: Dry

DMSB

- Reg. Nr.:

Friday 30.3.2012 15:30

Amended  
30.3.2012 - 17:38

ADAC Masters  
Weekend

Lap	Time	SE1	SP1	SE2	SP2	SE3	SP3	TSP	Lap	Time	SE1	SP1	SE2	SP2	SE3	SP3	TSP
<b>16</b>	Otto Klohs, DEU/ Andrina Gugger, SUI								<b>theoretical besttime: 1:31.369</b>								
1	2:43.189	1:18.878	105	48.977	92	35.334	136		7	1:32.029	34.944	188	30.885	230	26.200	186	238
2	1:53.688	45.867	133	36.806	220	31.015	184	159	8	1:32.150	34.793	<b>189</b>	30.922	<b>231</b>	26.435	185	<b>239</b>
3	1:34.426	36.585	187	31.530	228	26.311	<b>187</b>	225	9	1:31.891	35.212	188	<b>30.753</b>	231	<b>25.926</b>	185	236
4	2:00.807	35.589	186	34.357	131	50.861		236	10	<b>1:31.536</b>	<b>34.690</b>	<b>189</b>	30.909	230	25.937	184	236
5	6:08.580	4:51.484	102				184		11	1:42.335	35.315	185	31.396	230	35.624		235
6	1:34.642	35.929	186	31.593	227	27.120	186	232									

<b>17</b>	Remo Lips, CHE/ Frank Schmickler, DEU								<b>theoretical besttime: 1:32.022</b>								
1	7:18.028	6:09.763	175	36.265	211	32.000	147		8	1:48.357	37.185	169	34.490	193	36.682		224
2	2:05.905	41.869	175	35.182	182	48.854		165	9	4:32.567	3:32.584	182	31.947	223	28.036	180	
3	4:58.100	3:50.198	172	35.648	153	32.254	180		10	1:32.922	35.211	184	31.472	224	26.239	180	227
4	1:34.977	36.246	186	31.967	223	26.764	<b>183</b>	228	11	1:32.939	35.660	185	31.409	224	<b>25.870</b>	181	229
5	1:33.181	35.369	186	31.473	<b>226</b>	26.339	182	<b>232</b>	12	1:33.883	35.175	186	32.685	224	26.023	181	229
6	1:32.777	35.115	<b>187</b>	31.488	225	26.174	181		13	<b>1:32.286</b>	<b>35.027</b>	184	31.133	226	26.126	180	229
7	1:32.404	35.174	184	<b>31.125</b>	226	26.105	180		14	1:57.965	38.294	154	36.498	137	43.173		228

<b>18</b>	Tom Seiler, CHE/ Frank Kechele, DEU								<b>theoretical besttime: 1:29.579</b>								
1	14:21.322	12:55.313	160	40.160	202	45.849			6	1:47.382	34.540	188	33.160	221	39.682		
2	2:03.545	57.656	181	36.406	223	29.483	181		7	5:03.913	4:02.914	184	32.554	225	28.445	185	
3	1:36.189	37.800	189	32.045	234	26.344	187		8	1:30.706	34.587	186	30.779	235	25.340	187	
4	1:31.318	35.012	190	30.917	234	25.389	<b>187</b>		9	1:30.278	34.267	191	30.505	235	25.506	187	
5	<b>1:29.579</b>	<b>33.943</b>	<b>194</b>	<b>30.453</b>	<b>237</b>	<b>25.183</b>	187		10	1:52.100	34.226	190	31.177	186	46.697		<b>240</b>

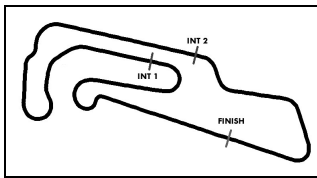
<b>20</b>	Claudia Hürtgen, DEU/ Dominik Schwager, DEU								<b>theoretical besttime: 1:28.655</b>								
1	22:51.060	21:42.230	109	39.951	175	28.879	175		7	1:38.932	34.288	181	30.874	221	33.770		222
2	1:32.586	35.855	181	31.084	218	25.647	177	219	8	10:25.036	9:25.801	177	32.545	189	26.690	177	
3	1:29.495	34.534	182	29.976	220	<b>24.985</b>	178	222	9	1:29.575	34.384	<b>183</b>	29.934	<b>220</b>	25.257	<b>179</b>	221
4	1:29.571	34.397	182	29.743	220	25.431	178	222	10	1:29.145	34.179	180	29.889	<b>222</b>	25.077	178	221
5	<b>1:28.930</b>	34.162	181	29.778	220	24.990	177	220	11	1:40.666	<b>33.952</b>	183	32.437	209	34.277		<b>223</b>
6	1:29.007	34.207	182	<b>29.718</b>	221	25.082	177	222									

<b>21</b>	Christer Jöns, DEU/ Christopher Mies, DEU								<b>theoretical besttime: 1:28.450</b>								
1	4:27.053	3:15.132	177	35.246	203	36.675			7	<b>1:28.450</b>	<b>33.817</b>	<b>185</b>	<b>29.790</b>	223	<b>24.843</b>	181	226
2	1:58.298	51.955	177	31.333	219	35.010			8	1:36.344	33.977	183	34.033	178	28.334	180	223
3	7:37.856	6:37.947	147	33.248	214	26.661	178		9	1:31.650	33.947	184	30.416	220	27.287	181	<b>226</b>
4	1:30.045	34.250	182	30.383	223	25.412	179	223	10	1:29.052	33.870	183	29.888	225	25.294	180	226
5	1:28.865	33.940	184	29.833	<b>225</b>	25.092	180	225	11	1:40.904	34.924	182	31.024	219	34.956		224
6	1:34.524	33.954	181	30.123	200	30.447	<b>182</b>	226									

<b>22</b>	Carsten Tilke, DEU/ Christian Abt, DEU								<b>theoretical besttime: 1:30.853</b>								
1	6:10.098	4:36.898	124	47.253	137	45.947			7	1:37.089	36.167	179	33.723	174	27.199	176	223
2	14:56.808	13:45.764	154	41.603	121	29.441	174		8	1:31.724	34.898	184	30.942	221	25.884	179	221
3	1:35.327	36.142	183	32.615	219	26.570	177	220	9	1:37.247	35.491	184	31.774	192	29.982	179	224
4	1:32.184	35.261	184	30.874	223	26.049	178	223	10	1:31.363	<b>34.783</b>	183	31.002	<b>223</b>	<b>25.578</b>	<b>180</b>	<b>225</b>
5	1:31.505	34.856	<b>184</b>	30.740	222	25.909	179	223	11	1:58.241	37.672	169	39.421	173	41.148		223
6	<b>1:31.094</b>	34.918	183	<b>30.492</b>	<b>223</b>	25.684	179	223									

<b>23</b>	Fredrik Lestrup, SWE/ Martin Matzke, CZE								<b>theoretical besttime: 1:28.973</b>								
1	3:29.382	2:26.918	167	34.982	213	27.482	176		7	1:29.935	34.089	183	30.030	220	25.816	179	224
2	1:34.659	35.836	182	32.786	219	26.037	179	222	8	1:29.444	34.007	184	30.040	222	25.397	178	223
3	1:33.077	35.859	184	30.796	220	26.422	176	<b>225</b>	9	1:29.968	<b>33.983</b>	184	30.730	220	25.255	179	223
4	2:07.550	37.428	148	41.515	154	48.607		220	10	<b>1:29.134</b>	34.144	184	<b>29.916</b>	<b>222</b>	<b>25.074</b>	179	223
5	15:10.055	14:10.843	180	32.109	218	27.103	178		11	1:38.331	34.016	<b>185</b>	30.104	222	34.211		223
6	1:31.158	35.223	181	30.494	219	25.441	<b>179</b>	223									





# ADAC GT Masters

## Lap analysis Zeittraining 1



Official

Amended  
30.3.2012 - 17:38

**ADAC Masters  
Weekend**

Motorsport Arena Oschersleben, Length: 3696 m

Air temperature: °C

Track temperature: 10.0°C

Weather condition: Dry

DMSB - Reg. Nr.:

Friday 30.3.2012 15:30

Lap	Time	SE1	SP1	SE2	SP2	SE3	SP3	TSP	Lap	Time	SE1	SP1	SE2	SP2	SE3	SP3	TSP
<b>24</b>	Marc Hayek, CHE/ Peter Kox, NLD								<b>theoretical besttime: 1:32.015</b>								
1	2:58.654	1:45.162	169	41.747	135	31.745	174		8	1:46.225	36.086	178	31.537	219	38.602		<b>223</b>
2	1:48.669	37.004	177	39.242	171	32.423	175	216	9	1:51.687	53.033	180	31.373	<b>221</b>	27.281	175	
3	1:36.610	35.847	180	34.027	217	26.736	176	221	10	1:36.518	35.217	181	32.095	219	29.206	<b>178</b>	219
4	2:01.799	37.736	165	35.693	187	48.370		219	11	<b>1:32.103</b>	<b>34.992</b>	<b>181</b>	<b>31.022</b>	218	26.089	176	221
5	5:57.947	4:47.740	174	35.738	168	34.469	174		12	1:32.258	35.049	<b>181</b>	31.208	219	<b>26.001</b>	176	220
6	1:34.448	36.122	179	32.161	218	26.165	178	218	13	1:33.385	35.069	181	31.342	219	26.974	178	220
7	1:32.892	35.441	180	31.274	220	26.177	177	222	14	1:52.088	36.840	176	31.908	219	43.340		220

<b>25</b>	Georg Engelhardt, DEU/ Marco Seefried, DEU								<b>theoretical besttime: 1:30.706</b>								
1	14:11.247	12:56.090	154	44.036	120	31.121	176		7	1:43.960	35.094	186	33.651	207	35.215		232
2	1:36.691	37.524	182	32.720	225	26.447	184	211	8	18:10.806	17:09.394	183	32.107	219	29.305	183	
3	1:33.267	35.083	183	30.901	227	27.283	<b>185</b>	236	9	1:32.064	34.640	<b>187</b>	31.407	227	26.017	184	233
4	1:31.574	34.778	185	30.971	<b>228</b>	25.825	184	<b>237</b>	10	<b>1:30.706</b>	<b>34.392</b>	<b>187</b>	<b>30.585</b>	228	<b>25.729</b>	184	233
5	1:31.495	34.469	187	30.829	227	26.197	182	235	11	1:46.081	36.103	171	33.480	214	36.498		233
6	1:31.849	34.670	186	31.149	226	26.030	184	234									

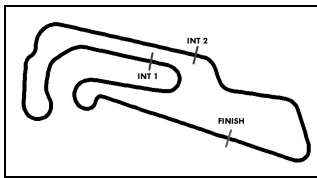
<b>26</b>	Rene Bordeaux, DEU/ Alfred Renauer, DEU								<b>theoretical besttime: 1:30.493</b>								
1	21:51.466	20:39.192	124	42.268	143	30.006	178		6	13:39.859	12:37.196	184	36.179	203	26.484	185	
2	1:38.631	38.962	178	33.186	205	26.483	185	186	7	1:31.213	34.995	188	30.518	<b>229</b>	25.700	184	234
3	1:32.041	35.315	188	30.762	229	25.964	184	<b>236</b>	8	<b>1:30.493</b>	<b>34.444</b>	189	<b>30.444</b>	229	<b>25.605</b>	183	235
4	1:31.154	34.802	<b>190</b>	30.658	229	25.694	<b>185</b>	236	9	1:49.425	34.879	173	33.690	204	40.856		233
5	1:40.733	34.552	189	30.768	229	35.413		236									

<b>27</b>	Andreas Wirth, DEU/ Heinz Harald Frentzen, DEU								<b>theoretical besttime: 1:28.685</b>								
1	15:33.720	14:28.787	179	36.437	176	28.496	183		4	<b>1:28.685</b>	<b>33.596</b>	<b>194</b>	<b>30.107</b>	230	<b>24.982</b>	183	
2	1:37.329	36.187	191	31.356	222	29.786	183	<b>193</b>	5	1:45.957	33.762	192	31.637	177	40.558		
3	1:29.883	34.492	191	30.270	<b>231</b>	25.121	<b>189</b>										

<b>28</b>	Diego Alessi, ITA/ Daniel Keilwitz, DEU								<b>theoretical besttime: 1:28.873</b>								
1	16:49.566	15:31.975	175	38.645	177	38.946			8	1:29.026	33.897	191	29.963	230	<b>25.166</b>	180	
2	1:58.422	53.707	187	33.988	110	30.727	181		9	1:38.875	33.938	<b>191</b>	30.125	228	34.812		
3	1:34.412	36.263	190	31.295	226	26.854	181	<b>191</b>	10	12:13.850	11:11.741	187	33.141	199	28.968	<b>182</b>	
4	1:32.839	34.454	188	30.353	<b>230</b>	28.032	181		11	1:29.278	34.041	189	30.070	229	25.167	182	
5	1:29.879	34.140	189	30.339	228	25.400	181		12	<b>1:28.889</b>	<b>33.873</b>	190	<b>29.834</b>	230	25.182	180	
6	1:32.998	33.904	190	32.753	174	26.341	181		13	1:46.166	38.974	170	32.815	194	34.377		
7	1:29.399	33.916	190	30.201	230	25.282	181										

<b>29</b>	Robert Renauer, DEU/ Nicki Thiim, DEN								<b>theoretical besttime: 1:28.456</b>								
1	21:25.211	20:22.520		35.223	224	27.468	182		7	1:59.037	38.049		35.597	168	45.391		
2	1:32.790	35.854		31.034	229	25.902	186		8	6:27.970	5:29.037		33.407	228	25.526	186	
3	1:29.036	34.148		29.906	231	<b>24.982</b>	186		9	1:29.692	33.884	<b>191</b>	29.988	230	25.820	<b>187</b>	
4	2:05.391	33.854		46.106	187	45.431			10	<b>1:28.588</b>	<b>33.743</b>	189	<b>29.731</b>	<b>231</b>	25.114	185	
5	5:46.863	4:50.951		30.528	229	25.384	184		11	1:45.454	34.513		31.935	209	39.006		
6	1:29.466	33.990	188	29.857	230	25.619	185										

<b>31</b>	Tobias Schulze, DEU/ Michael Schulze, DEU								<b>theoretical besttime: 1:31.652</b>								
1	4:17.756	3:10.640	145	37.222	197	29.894	173		8	1:47.879	35.095	183	32.177	163	40.607		<b>228</b>
2	1:47.037	41.603	170	34.770	215	30.664	176	185	9	7:43.603	6:42.970	181	32.772	218	27.861	178	
3	2:05.634	36.685	171	38.585	111	50.364		224	10	1:32.413	35.420	183	30.827	222	26.166	179	224
4	6:02.205	4:53.980	131	37.602	125	30.623	176		11	1:32.059	35.268	183	30.844	222	25.947	178	226
5	1:38.073	38.064	177	33.046	195	26.963	179	196	12	1:32.359	35.650	181	30.816	222	25.893	178	223
6	1:32.359	<b>35.045</b>	182	30.885	<b>223</b>	26.429	<b>181</b>	226	13	1:48.450	35.223	<b>184</b>	32.569	204	40.658		225
7	<b>1:31.727</b>	35.120	183	<b>30.788</b>	222	<b>25.819</b>	180	228									



# ADAC GT Masters

## Lap analysis Zeittraining 1



Official

Amended  
30.3.2012 - 17:38

**ADAC Masters  
Weekend**

Motorsport Arena Oschersleben, Length: 3696 m

Air temperature: °C

Track temperature: 10.0°C

Weather condition: Dry

DMSB - Reg. Nr.:

Friday 30.3.2012 15:30

Lap	Time	SE1	SP1	SE2	SP2	SE3	SP3	TSP	Lap	Time	SE1	SP1	SE2	SP2	SE3	SP3	TSP
<b>32</b> Ferdinand Stuck, AUT/ Johannes Stuck, AUT									<b>theoretical besttime: 1:29.662</b>								
1	2:55.451	1:42.021	174	43.006	134	30.424	175		7	<b>1:29.749</b>	34.231	182	30.014	<b>220</b>	25.504	<b>178</b>	221
2	1:47.203	38.183	176	37.209	158	31.811	177	219	8	1:43.400	35.011	182	31.266	219	37.123		<b>224</b>
3	1:31.248	35.314	179	30.499	218	<b>25.435</b>	178	223	9	6:28.322	5:31.357	179	31.082	219	25.883	176	
4	2:02.016	37.243	133	38.347	180	46.426		223	10	1:30.127	34.556	181	30.068	219	25.503	175	221
5	6:37.619	5:33.982	103	37.724	217	25.913	176		11	1:29.852	<b>34.226</b>	<b>183</b>	<b>30.001</b>	219	25.625	176	220
6	1:31.619	34.607	182	30.256	218	26.756	175	221	12	1:48.803	35.550	180	30.537	219	42.716		222

<b>33</b> Christoffer Nygaard, DEN/ Kristian Poulsen, DEN									<b>theoretical besttime: 1:29.867</b>								
1	2:42.101	1:15.774	87	51.290	86	35.037	137		7	1:30.139	34.458	182	30.196	219	25.485	175	218
2	1:49.899	42.216	150	37.575	143	30.108	174	168	8	1:30.130	34.322	<b>183</b>	30.336	219	25.472	175	220
3	1:31.386	35.025	182	30.465	218	25.896	176	220	9	<b>1:29.867</b>	<b>34.255</b>	182	<b>30.170</b>	<b>220</b>	<b>25.442</b>	<b>176</b>	220
4	1:58.602	34.739	182	32.399	163	51.464		<b>222</b>	10	1:30.199	34.449	182	30.236	220	25.514	176	221
5	18:06.378	17:02.781	129	34.628	208	28.969	175		11	2:06.084	37.749	136	41.415	134	46.920		221
6	1:31.161	35.068	180	30.347	220	25.746	174	219									

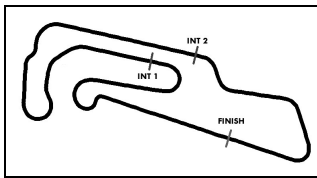
<b>34</b> Max Sandritter, DEU/ Philip Geipel, DEU									<b>theoretical besttime: 1:30.550</b>								
1	3:17.846	2:00.233	131	44.683	118	32.930	147		8	<b>1:30.755</b>	34.368	192	<b>30.567</b>	235	25.820	190	240
2	1:43.590	41.157	175	34.924	161	27.509	188	142	9	1:31.604	34.493	<b>193</b>	31.330	<b>236</b>	25.781	188	<b>241</b>
3	1:34.030	35.938	189	31.297	221	26.795	188	237	10	1:31.196	34.387	193	31.007	235	25.802	190	240
4	2:07.597	37.687	135	40.385	137	49.525		237	11	1:30.875	<b>34.234</b>	192	30.810	233	25.831	190	241
5	6:02.397	4:57.218	163	34.650	156	30.529	186		12	1:30.936	34.525	190	30.662	235	<b>25.749</b>	<b>191</b>	241
6	1:37.748	36.515	191	34.366	232	26.867	190	179	13	1:43.589	36.195	189	32.166	228	35.228		213
7	1:30.955	34.437	192	30.651	236	25.867	188	241									

<b>35</b> Achim Winter, DEU/ Charlie Geipel, DEU									<b>theoretical besttime: 1:32.847</b>								
1	2:48.242	1:26.760	118	45.469	111	36.013	131		9	1:34.510	<b>35.231</b>	193	32.798	231	26.481	187	237
2	1:47.963	43.257	124	35.674	224	29.032	184	161	10	1:33.172	35.426	190	31.511	232	26.235	188	240
3	1:36.741	36.365	191	32.790	204	27.586	188	237	11	1:33.760	35.742	193	31.527	231	26.491	185	240
4	2:01.284	37.763	139	37.223	194	46.298		240	12	1:33.913	35.410	193	31.985	233	26.518	186	238
5	6:58.811	5:57.494	186	34.028	226	27.289	186		13	<b>1:33.138</b>	35.522	<b>193</b>	<b>31.424</b>	<b>234</b>	<b>26.192</b>	185	237
6	1:33.934	35.600	193	31.794	230	26.540	188	239	14	1:34.314	35.724	191	31.662	233	26.928	184	226
7	1:33.666	35.482	190	31.584	234	26.600	<b>188</b>	238	15	1:44.454	35.585	190	31.799	231	37.070		233
8	1:33.167	35.302	192	31.481	232	26.384	186	<b>240</b>									

<b>36</b> Christian Engelhart, DEU/ Nick Tandy, GBR									<b>theoretical besttime: 1:28.463</b>								
1	15:46.369	14:46.034	161	33.733	221	26.602	184		7	5:36.690	4:36.175	143	34.886	228	25.629	184	
2	1:32.963	34.711	185	31.065	172	27.187	<b>187</b>	234	8	<b>1:28.688</b>	33.828	188	29.843	228	<b>25.017</b>	184	233
3	1:28.844	33.897	187	<b>29.744</b>	<b>230</b>	25.203	186	236	9	1:28.905	<b>33.702</b>	187	30.062	229	25.141	184	234
4	1:28.811	33.868	187	29.855	229	25.088	184	236	10	1:37.048	34.021	187	33.601	150	29.426	185	235
5	1:29.067	33.775	<b>188</b>	30.027	229	25.265	185	234	11	1:56.021	35.540	159	38.274	170	42.207		233
6	1:41.409	33.901	187	31.228	215	36.280		<b>236</b>									

<b>37</b> Sascha Bert, DEU/ Luca Ludwig, DEU									<b>theoretical besttime: 1:29.403</b>								
1	25:03.610	23:52.325	109	40.667	138	30.618	163		6	1:29.528	34.196	187	30.068	228	<b>25.264</b>	<b>183</b>	232
2	1:36.745	38.492	183	32.219	229	26.034	183	221	7	6:11.762	34.197	187	4:53.071	126	44.494		233
3	1:31.426	34.808	185	30.826	228	25.792	183	233	8	8:29.757	7:31.162	184	32.425	218	26.170	183	
4	1:29.625	34.328	<b>188</b>	<b>29.979</b>	<b>230</b>	25.318	183	231	9	1:30.093	34.532	186	30.235	228	25.326	183	231
5	<b>1:29.498</b>	<b>34.160</b>	187	30.057	228	25.281	182	231	10	1:53.323	35.059	146	36.538	163	41.726		<b>233</b>

<b>38</b> Jesse Krohn, FIN/ Nicolas Verdonck, BEL									<b>theoretical besttime: 1:29.361</b>								
1	14:18.426	13:07.881	107	40.197	169	30.348	184		5	1:31.089	<b>33.837</b>	<b>191</b>	30.649	226	26.603	186	
2	1:51.369	40.128	142	39.024	189	32.217	185		6	1:30.236	34.311	190	30.426	<b>231</b>	25.499	184	
3	1:31.906	35.088	187	30.954	229	25.864	185		7	<b>1:29.524</b>	33.940	190	<b>30.255</b>	230	25.329	185	
4	1:30.031	34.250	190	30.512	231	<b>25.269</b>	<b>186</b>	<b>235</b>	8	1:50.123	38.015	147	34.605	214	37.503		



# ADAC GT Masters

## Lap analysis Zeittraining 1



Official

Amended  
30.3.2012 - 17:38

**ADAC Masters  
Weekend**

Motorsport Arena Oschersleben, Length: 3696 m

Air temperature: °C

Track temperature: 10.0°C

Weather condition: Dry

DMSB - Reg. Nr.:

Friday 30.3.2012 15:30

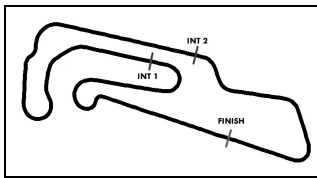
Lap	Time	SE1	SP1	SE2	SP2	SE3	SP3	TSP	Lap	Time	SE1	SP1	SE2	SP2	SE3	SP3	TSP
<b>40</b>	Bernd Herndlhofer, AUT/ Christian Mamerow, DEU								<b>theoretical besttime: 1:29.752</b>								
1	2:52.246	1:28.453	161	41.204	141	42.589			6	1:30.721	34.405	181	30.766	223	25.550	178	225
2	4:05.052	3:03.448	155	34.337	188	27.267	177		7	1:30.152	34.582	185	<b>30.284</b>	223	25.286	180	225
3	2:21.095	42.288	141	43.613	88	55.194		184	8	<b>1:29.753</b>	<b>34.215</b>	185	30.285	<b>227</b>	<b>25.253</b>	179	225
4	5:42.910	4:44.990	176	32.101	217	25.819	177		9	1:30.579	34.334	<b>186</b>	30.835	224	25.410	180	226
5	1:31.055	34.968	182	30.436	223	25.651	<b>181</b>	223	10	1:45.329	35.202	178	31.549	221	38.578		<b>227</b>

<b>41</b>	Simon Knap, NED/ Jeroen de Boer, NED								<b>theoretical besttime: 1:28.803</b>								
1	14:12.251	12:58.975	123	42.056	142	31.220	170		7	<b>1:29.316</b>	34.387	182	<b>29.533</b>	222	25.396	173	219
2	1:36.075	37.826	179	31.798	217	26.451	177	206	8	1:29.339	<b>34.214</b>	<b>183</b>	29.816	221	25.309	178	219
3	1:31.828	35.002	182	30.838	221	25.988	177	223	9	1:29.353	34.361	181	29.936	221	<b>25.056</b>	<b>179</b>	221
4	1:39.441	34.512	181	30.090	219	34.839		222	10	1:33.443	34.306	182	29.928	<b>222</b>	29.209	174	<b>223</b>
5	7:21.885	6:18.747	120	35.447	216	27.691	176		11	1:56.916	36.530	148	34.503	166	45.883		220
6	1:30.322	34.718	183	30.054	222	25.550	176	219									

<b>42</b>	Maximilian Mayer, DEU/ Jan Seyffarth, DEU								<b>theoretical besttime: 1:29.986</b>								
1	4:57.543	3:49.858	139	39.348	177	28.337	176		7	<b>1:30.320</b>	34.671	184	<b>30.118</b>	222	<b>25.531</b>	<b>180</b>	
2	1:42.923	37.193	182	35.646	113	30.084	178		8	1:32.478	<b>34.337</b>	<b>185</b>	30.367	222	27.774	179	
3	2:10.065	39.753	116	41.895	152	48.417			9	1:44.422	36.102	177	32.225	221	36.095		
4	5:42.005	4:29.915	177	35.495	138	36.595	176		10	10:37.752	9:40.510	174	31.501	219	25.741	179	
5	1:31.728	35.271	183	30.721	220	25.736	180		11	1:46.943	34.511	183	32.027	189	40.405		
6	1:30.416	34.500	183	30.338	<b>223</b>	25.578	179										

<b>43</b>	Gottfried Grasser, AUT/ Mario Dablander, AUT								<b>theoretical besttime: 1:32.628</b>								
1	2:49.928	1:29.102	113	45.877	82	34.949	142		8	<b>1:32.947</b>	<b>35.425</b>	<b>180</b>	31.237	218	26.285	178	<b>222</b>
2	1:54.511	42.077	134	39.730	151	32.704	170	161	9	1:55.969	35.971	160	36.035	204	43.963		221
3	1:35.438	36.991	176	32.049	215	26.398	177	213	10	8:20.001	7:14.369	136	36.479	194	29.153	177	
4	1:59.479	37.278	147	35.589	195	46.612		221	11	1:33.709	35.757	177	31.328	<b>219</b>	26.624	176	220
5	20:30.935	19:21.938	143	38.675	160	30.322	174		12	1:38.718	35.847	171	34.825	171	28.046	176	219
6	1:34.957	36.589	178	31.888	218	26.480	175	218	13	1:32.958	35.755	177	<b>31.162</b>	218	<b>26.041</b>	178	218
7	1:33.427	35.708	179	31.494	218	26.225	<b>178</b>	220	14	1:52.977	38.432	167	34.781	196	39.764		221

<b>44</b>	Jan Stovicek, CZE/ Erik Janis, CZE								<b>theoretical besttime: 1:32.863</b>								
1	3:27.827	2:08.056	94	47.070	125	32.701	174		6	1:33.819	35.576	181	32.291	220	<b>25.952</b>	<b>180</b>	224
2	1:37.896	36.806	180	34.253	219	26.837	178	221	7	1:33.157	<b>35.206</b>	182	31.910	221	26.041	178	<b>226</b>
3	1:35.548	36.351	182	32.664	219	26.533	179	226	8	1:33.279	35.437	182	31.845	<b>222</b>	25.997	179	225
4	2:12.204	40.034	124	44.447	159	47.723		224	9	<b>1:33.026</b>	35.236	<b>183</b>	<b>31.705</b>	<b>222</b>	26.085	177	225
5	5:44.340	4:32.896	132	39.905	147	31.539	176		10	1:45.748	35.207	<b>183</b>	32.860	218	37.681		223



# ADAC GT Masters

## Vmax list Zeittraining 1

Official



Motorsport Arena Oschersleben, Length: 3696 m

Air temperature: 9.5°C

Track temperature: 10.0°C

Weather condition: Dry



- Reg. Nr.:

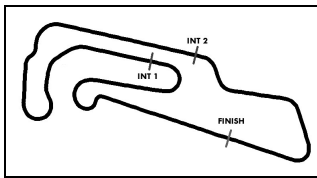
Friday 30.3.2012 15:30

Amended  
30.3.2012 - 17:38

ADAC Masters  
Weekend

Nr	Team, Car, Driver, Nat	Top speed
34	<b>YACO Racing powered by Jochen Schweizer, Chevrolet Ca</b> Sandritter Max , DEU Geipel Philip , DEU	241,45 km/h
35	<b>YACO Racing powered by Jochen Schweizer, Chevrolet Ca</b> Winter Achim , DEU Geipel Charlie , DEU	240,43 km/h
18	<b>Callaway Competition, Corvette Z06.R GT3</b> Seiler Tom , CHE Kechele Frank , DEU	239,52 km/h
16	<b>FACH AUTO TECH, Porsche 911 GT3 R</b> Klohs Otto , DEU Gugger Andrina , SUI	238,62 km/h
15	<b>FACH AUTO TECH, Porsche 911 GT3 R</b> Dolenc Swen , DEU Ragginger Martin , AUT	237,98 km/h
25	<b>Team GT 3 Kasko, Porsche 911 GT3 R</b> Engelhardt Georg , DEU Seefried Marco , DEU	237,09 km/h
36	<b>Team Geyer+Weinig - Schütz Motorsport, Porsche 911 GT3</b> Engelhart Christian , DEU Tandy Nick , GBR	236,42 km/h
26	<b>Team GT 3 Kasko, Porsche 911 GT3 R</b> Bordeaux Rene , DEU Renauer Alfred , DEU	236,26 km/h
38	<b>Lambda Performance, Ford GT GT3</b> Krohn Jesse , FIN Verdonck Nicolas , BEL	234,97 km/h
2	<b>LIQUI MOLY Team Engstler, BMW Alpina B6 GT3</b> Leidinger Johannes , DEU Spengler Florian , DEU	234,82 km/h
1	<b>ALPINA, BMW Alpina B6 GT3</b> Lunardi Dino , FRA Martin Maxime , BEL	234,05 km/h
14	<b>Molitor-Racing, McLaren MP4-12C GT3</b> Ott Christian , DEU Müller Alex , DEU	233,90 km/h
37	<b>Gemballa Racing, McLaren MP4-12C GT3</b> Bert Sascha , DEU Ludwig Luca , DEU	232,94 km/h
17	<b>Callaway Competition, Corvette Z06.R GT3</b> Lips Remo , CHE Schmickler Frank , DEU	232,38 km/h





# ADAC GT Masters

## Vmax list Zeittraining 1

Official



Motorsport Arena Oschersleben, Length: 3696 m

Air temperature: 9.5°C

Track temperature: 10.0°C

Weather condition: Dry

Amended  
30.3.2012 - 17:38

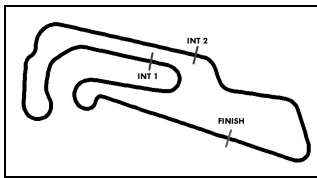


- Reg. Nr.:

Friday 30.3.2012 15:30

ADAC Masters  
Weekend

Nr	Team, Car, Driver, Nat	Top speed
4	<b>kfzteile24 MS Racing Team, Mercedes Benz AMG SLS GT3</b> Dobitsch Daniel , AUT Stoll Florian , DEU	232,23 km/h
6	<b>Farnbacher ESET Racing, Ferrari 458 Italia GT3</b> Farnbacher Mario , DEU Kentenich Niclas , DEU	230,84 km/h
8	<b>Heico Motorsport, Mercedes Benz AMG SLS GT3</b> Proczyk Hari , AUT Baumann Dominik , AUT	228,29 km/h
5	<b>kfzteile24 MS Racing Team, Mercedes Benz AMG SLS GT3</b> Asch Sebastian , DEU Götz Maximilian , DEU	227,67 km/h
31	<b>Schulze Motorsport, Nissan GT-R GT3</b> Schulze Tobias , DEU Schulze Michael , DEU	227,62 km/h
7	<b>Heico Motorsport, Mercedes Benz AMG SLS GT3</b> Heyer Kenneth , DEU Frankenhout Christiaan , NLD	227,42 km/h
9	<b>HEICO Junior Team, Mercedes Benz AMG SLS GT3</b> Simonsen Andreas , DEU Buhk Maximilian , DEU	227,23 km/h
40	<b>MAMEROW Racing, AUDI R8 LMS ultra</b> Herndlhofer Bernd , AUT Mamerow Christian , DEU	226,56 km/h
21	<b>Prosperia uhc speed, AUDI R8 LMS ultra</b> Jöns Christer , DEU Mies Christopher , DEU	226,47 km/h
10	<b>Schöner Wohnen Polarweiss HEICO Team, Mercedes Benz</b> Arnold Lance David , DEU Margaritis Alexandros , GRC	226,42 km/h
44	<b>HEICO-GRAVITY CHAROUZ TEAM, Mercedes Benz AMG SI</b> Stovicek Jan , CZE Janis Erik , CZE	226,28 km/h
23	<b>WestCoastRacing, BMW Z4</b> Lestrup Fredrik , SWE Matzke Martin , CZE	225,28 km/h
22	<b>Prosperia uhc speed, AUDI R8 LMS ultra</b> Tilke Carsten , DEU Abt Christian , DEU	225,28 km/h
11	<b>Team rhino's Leipert Motorsport, Lamborghini Gallardo LP</b> Mengesdorf David , DEU Bader Raffael , CHE	225,24 km/h



# ADAC GT Masters

## Vmax list Zeittraining 1

Official



Motorsport Arena Oschersleben, Length: 3696 m

Air temperature: 9.5°C

Track temperature: 10.0°C

Weather condition: Dry

Amended  
30.3.2012 - 17:38

ADAC Masters  
Weekend

DMSB - Reg. Nr.:  
Friday 30.3.2012 15:30

Nr	Team, Car, Driver, Nat	Top speed
32	<b>Young Driver AMR, Aston Martin V12 Vantage GT3</b> Stuck Ferdinand , AUT Stuck Johannes , AUT	224,20 km/h
41	<b>DB Motorsport, BMW Z4 GT3</b> Knap Simon , NED de Boer Jeroen , NED	223,37 km/h
20	<b>Schubert Motorsport, BMW Z4 GT3</b> Hürtgen Claudia , DEU Schwager Dominik , DEU	223,00 km/h
24	<b>Reiter Engineering, Lamborghini Gallardo LP600+</b> Hayek Marc , CHE Kox Peter , NLD	222,86 km/h
3	<b>Reiter Engineering, Lamborghini Gallardo LP600+</b> von Thurn und Taxis Albert , DEU Rosina Stefan , DEU	222,63 km/h
43	<b>GRT Grasser Racing, Lamborghini Gallardo LP600+</b> Grasser Gottfried , AUT Dablander Mario , AUT	222,17 km/h
33	<b>Young Driver AMR, Aston Martin V12 Vantage GT3</b> Nygaard Christoffer , DEN Poulsen Kristian , DEN	221,66 km/h
12	<b>Team rhino's Leipert Motorsport, Lamborghini Gallardo LP600+</b> Petrishin Oleg , RUS Tweraser Gerhard , AUT	216,45 km/h
27	<b>Callaway Competition, Corvette Z06.R GT3</b> Wirth Andreas , DEU Frentzen Heinz Harald , DEU	193,11 km/h
28	<b>Callaway Competition, Corvette Z06.R GT3</b> Alessi Diego , ITA Keilwitz Daniel , DEU	191,16 km/h
29	<b>FROGREEN CO2 neutral, Porsche 911 GT3 R</b> Renauer Robert , DEU Thiim Nicki , DEN	km/h
42	<b>Seyffarth Motorsport, Mercedes Benz AMG SLS GT3</b> Mayer Maximilian , DEU Seyffarth Jan , DEU	km/h