



ADAC GT Masters

Results Freies Training 2



Provisional

Motorsport Arena Oschersleben, Length: 3696 m

Air temperature: °C

Track temperature: °C

Weather condition: Dry

DMSB

- Reg. Nr.:

Friday 30.3.2012 11:55

**ADAC Masters
Weekend**

started : 39 classified : 39 not classified : 0

	Drivers	Team	Car	Lap	Best Time	Gap	Diff	Kph	Day Time
1	21 C.Mies/C.Jöns	Prosperia uhc speed	AUDI R8 LMS ultra	24	1:28.827			149,8	12:41:18
2	29 N.Thiim/R.Renauer	FROGREEN CO2 neutral	Porsche 911 GT3 R	24	1:28.983	0.156	0.156	149,5	12:50:21
3	40 C.Mamerow/B.Herndlhofer	MAMEROW Racing	AUDI R8 LMS ultra	10	1:29.138	0.311	0.155	149,3	12:21:27
4	20 C.Hürtgen/D.Schwager	Schubert Motorsport	BMW Z4 GT3	21	1:29.281	0.454	0.143	149,0	12:41:04
5	5 S.Asch/M.Götz	kfzteile24 MS Racing Team	Mercedes Benz AMG SLS GT3	19	1:29.401	0.574	0.120	148,8	12:44:14
6	36 C.Engelhardt/N.Tandy	Team Geyer+Weinig - Schütz Motor	Porsche 911 GT3 R	15	1:29.405	0.578	0.004	148,8	12:26:48
7	18 T.Seiler/F.Kechele	Callaway Competition	Corvette Z06.R GT3	20	1:29.482	0.655	0.077	148,7	12:51:14
8	27 H.Frentzen/A.Wirth	Callaway Competition	Corvette Z06.R GT3	13	1:29.589	0.762	0.107	148,5	12:25:51
9	22 C.Abt/C.Tilke	Prosperia uhc speed	AUDI R8 LMS ultra	29	1:29.698	0.871	0.109	148,3	12:46:42
10	15 S.Dolenc/M.Ragginger	FACH AUTO TECH	Porsche 911 GT3 R	34	1:29.753	0.926	0.055	148,2	12:51:27
11	1 D.Lunardi/M.Martin	ALPINA(DEU)	BMW Alpina B6 GT3	21	1:29.809	0.982	0.056	148,2	12:43:53
12	7 C.Frankenhou/K.Heyer	Heico Motorsport	Mercedes Benz AMG SLS GT3	22	1:29.870	1.043	0.061	148,1	12:45:20
13	28 D.Keilwitz/D.Alessi	Callaway Competition	Corvette Z06.R GT3	11	1:29.908	1.081	0.038	148,0	12:21:00
14	37 S.Bert/L.Ludwig	Gemballa Racing	McLaren MP4-12C GT3	22	1:30.017	1.190	0.109	147,8	12:45:52
15	23 F.Lestrup/M.Matzke	WestCoastRacing	BMW Z4	8	1:30.092	1.265	0.075	147,7	12:16:02
16	9 M.Buhk/A.Simonsen	HEICO Junior Team	Mercedes Benz AMG SLS GT3	15	1:30.173	1.346	0.081	147,6	12:39:24
17	2 F.Spengler/J.Leidinger	LIQUI MOLY Team Engstler(DEU)	BMW Alpina B6 GT3	10	1:30.242	1.415	0.069	147,4	12:28:51
18	41 J.de Boer/S.Knap	DB Motorsport	BMW Z4 GT3	14	1:30.243	1.416	0.001	147,4	12:38:45
19	13 E.Stückle/P.Huisman	Molitor-Racing	McLaren MP4-12C GT3	13	1:30.284	1.457	0.041	147,4	12:35:49
20	42 M.Mayer/J.Seyffarth	Seyffarth Motorsport	Mercedes Benz AMG SLS GT3	24	1:30.375	1.548	0.091	147,2	12:45:26
21	6 M.Farnbacher/N.Kentenich	Farnbacher ESET Racing	Ferrari 458 Italia GT3	13	1:30.415	1.588	0.040	147,2	12:16:06
22	26 R.Bordeaux/A.Renauer	Team GT 3 Kasko	Porsche 911 GT3 R	26	1:30.484	1.657	0.069	147,0	12:50:33
23	32 J.Stuck/F.Stuck	Young Driver AMR	Aston Martin V12 Vantage GT3	12	1:30.584	1.757	0.100	146,9	12:42:38
24	8 D.Baumann/H.Proczyk	Heico Motorsport	Mercedes Benz AMG SLS GT3	21	1:30.617	1.790	0.033	146,8	12:41:31
25	3 A.von Thurn und Taxis/S.Rosina	Reiter Engineering	Lamborghini Gallardo LP600+	24	1:30.700	1.873	0.083	146,7	12:40:50
26	38 N.Verdonck/J.Krohn	Lambda Performance	Ford GT GT3	12	1:30.729	1.902	0.029	146,7	12:21:23
27	10 A.Margaritis/L.Arnold	Schöner Wohnen Polarweiss HEICO	Mercedes Benz AMG SLS GT3	16	1:30.763	1.936	0.034	146,6	12:35:26
28	25 G.Engelhardt/M.Seefried	Team GT 3 Kasko	Porsche 911 GT3 R	19	1:30.770	1.943	0.007	146,6	12:34:56
29	14 C.Ott/A.Müller	Molitor-Racing	McLaren MP4-12C GT3	24	1:31.044	2.217	0.274	146,1	12:45:33
30	33 C.Nygaard/K.Poulsen	Young Driver AMR	Aston Martin V12 Vantage GT3	17	1:31.097	2.270	0.053	146,1	12:44:40
31	35 A.Winter/C.Geipel	YACO Racing powered by Jochen S	Chevrolet Camaro GT3	28	1:31.251	2.424	0.154	145,8	12:51:30
32	11 R.Bader/D.Mengesdorf	Team rhino's Leipert Motorsport	Lamborghini Gallardo LP600+	30	1:31.476	2.649	0.225	145,5	12:55:19
33	4 D.Dobitsch/F.Stoll	kfzteile24 MS Racing Team	Mercedes Benz AMG SLS GT3	8	1:31.563	2.736	0.087	145,3	12:14:10
34	44 J.Stovicek/E.Janis	HEICO-GRAVITY CHAROUZ TEAM	Mercedes Benz AMG SLS GT3	28	1:31.804	2.977	0.241	144,9	12:56:12
35	24 P.Kox/M.Hayek	Reiter Engineering	Lamborghini Gallardo LP600+	21	1:31.905	3.078	0.101	144,8	12:50:46
36	12 O.Petrischin/G.Tweraser	Team rhino's Leipert Motorsport	Lamborghini Gallardo LP600+	28	1:32.164	3.337	0.259	144,4	12:54:58
37	43 G.Grasser/M.Dablander	GRT Grasser Racing	Lamborghini Gallardo LP600+	21	1:33.029	4.202	0.865	143,0	12:44:38
38	16 A.Gugger/O.Klohs	FACH AUTO TECH	Porsche 911 GT3 R	6	1:35.564	6.737	2.535	139,2	12:05:35
39	T.Schulze/M.Schulze	Schulze Motorsport	Nissan GT-R GT3	0					

Publications Time:

Race Director:

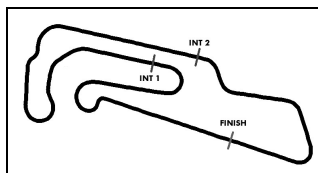
Time Keeping:

BLANCPAIN Timing

ver: 1.0

www.adac.de/motorsport

Page 1/ 1 printed: 30.3.2012 12:58



ADAC GT Masters

Lap analysis Freies Training 2



Provisional

Motorsport Arena Oschersleben, Length: 3696 m

Air temperature: °C

Track temperature: °C

Weather condition: Dry

DMSB - Reg. Nr.:

Friday 30.3.2012 11:55

**ADAC Masters
Weekend**

Lap	Time	SE1	SP1	SE2	SP2	SE3	SP3	TSP	Lap	Time	SE1	SP1	SE2	SP2	SE3	SP3	TSP
7	1:31.385	35.141	185	30.631	222	25.613	180	228	20	1:39.396	34.243	187	30.934	199	34.219		230
8	1:44.579	36.000	182	32.806	219	35.773		229	21	5:45.743	4:43.058	186	34.997	137	27.688	182	
9	11:38.831	10:26.815	181	33.696	198	38.320			22	1:31.088	34.709	187	30.364	223	26.015	181	229
10	3:03.570	1:55.217	179	33.072	218	35.281			23	1:34.357	34.654	187	33.564	194	26.139	182	230
11	2:57.588	1:59.335	184	31.888	221	26.365	180		24	1:30.093	34.418	187	30.159	222	25.516	182	228
12	1:31.642	34.712	186	30.826	222	26.104	180	228	25	1:45.860	35.941	186	32.211	186	37.708		207
13	1:30.268	34.399	186	30.494	222	25.375	181	228									

6 Mario Farnbacher, DEU/ Niclas Kentenich, DEU

theoretical besttime: 1:30.231

1	2:18.680	1:08.813	171	40.220	128	29.647	174		17	3:13.290	2:15.425	183	31.642	224	26.223	182	
2	1:39.547	37.966	180	33.734	218	27.847	177	225	18	1:31.009	34.601	186	30.784	226	25.624	182	231
3	1:35.598	36.368	183	32.711	219	26.519	178	228	19	1:31.057	34.750	186	30.768	225	25.539	183	231
4	1:34.649	36.290	182	32.082	222	26.277	178	229	20	1:30.771	34.444	186	30.554	225	25.773	182	231
5	1:35.223	35.454	185	31.313	222	28.456	175	227	21	1:31.377	34.625	187	30.878	226	25.874	183	231
6	1:34.601	36.889	186	31.710	223	26.002	178	228	22	1:30.909	34.593	186	30.530	225	25.786	182	232
7	1:32.467	35.187	185	31.225	222	26.055	178	228	23	1:31.973	34.505	187	31.640	222	25.828	182	230
8	1:31.489	34.803	186	30.743	223	25.943	179	229	24	1:31.542	34.441	185	31.413	224	25.688	182	232
9	1:31.266	34.693	186	30.659	223	25.914	179	229	25	1:39.292	34.794	186	31.121	224	33.377		233
10	1:39.794	39.940	166	32.865	222	26.989	180	230	26	3:56.105	2:58.956	184	31.177	223	25.972	181	
11	1:31.155	34.672	185	30.642	224	25.841	182	229	27	1:31.487	34.718	185	30.821	224	25.948	181	229
12	1:31.020	34.639	186	30.725	222	25.656	181	231	28	1:39.882	34.755	186	30.799	224	34.328		230
13	1:30.415	34.330	185	30.458	224	25.627	182	230	29	4:14.127	3:16.628	184	31.647	223	25.852	183	
14	1:34.084	34.269	185	32.217	220	27.598	183	231	30	1:31.659	34.321	187	31.417	225	25.921	181	232
15	1:32.347	34.234	186	32.192	219	25.921	183	232	31	1:31.824	34.898	186	30.987	224	25.939	169	230
16	1:40.495	34.505	186	31.451	221	34.539		231	32	2:03.271	44.958	131	38.020	133	40.293	160	

7 Christiaan Frankenhout, NLD/ Kenneth Heyer, DEU

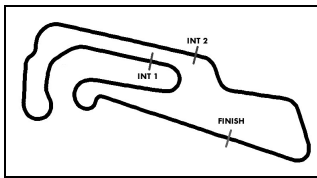
theoretical besttime: 1:29.814

1	2:59.559	1:40.797	113	45.727	107	33.035	170		15	1:37.930	37.689	155	33.988	219	26.253	179	222
2	1:49.171	41.513	166	38.909	210	28.749	173	199	16	1:31.634	35.162	185	30.966	219	25.506	178	226
3	1:38.432	37.721	181	33.341	216	27.370	175	221	17	1:30.734	34.777	185	30.569	220	25.388	179	226
4	1:36.743	36.790	181	32.646	218	27.307	174	222	18	1:44.637	34.940	184	30.588	220	39.109		228
5	1:35.258	36.479	182	32.094	218	26.685	175	222	19	5:18.986	4:21.344	181	31.858	220	25.784	180	
6	1:38.611	38.693	179	33.624	216	26.294	175	222	20	1:31.084	34.634	184	30.624	221	25.826	180	225
7	1:33.484	35.900	182	31.197	219	26.387	175	222	21	1:30.310	34.413	184	30.543	221	25.354	181	226
8	1:33.993	35.935	183	31.486	218	26.572	176	222	22	1:29.870	34.178	185	30.449	223	25.243	181	228
9	1:46.867	36.961	176	32.218	219	37.688		224	23	1:32.537	34.122	185	30.925	211	27.490	180	228
10	7:20.852	6:21.160	182	33.478	212	26.214	178		24	1:32.825	35.078	183	32.264	220	25.483	181	228
11	1:32.259	35.678	183	30.831	219	25.750	178	225	25	1:32.402	34.146	186	32.682	222	25.574	181	228
12	1:31.608	34.739	184	31.077	218	25.792	177	225	26	1:31.250	34.584	186	30.614	222	26.052	181	228
13	1:42.172	35.811	181	31.447	219	34.914		223	27	1:53.535	34.581	182	33.780	188	45.174		228
14	5:45.717	4:37.150	158	38.214	200	30.353	176										

8 Dominik Baumann, AUT/ Hari Proczyk, AUT

theoretical besttime: 1:30.448

1	2:33.920	1:21.029	165	41.516	174	31.375	173		15	1:32.053	35.229	186	30.886	223	25.938	181	228
2	1:50.501	40.970	174	39.325	210	30.206	172	194	16	1:31.425	35.146	184	30.685	222	25.594	180	228
3	1:40.959	38.459	182	34.402	217	28.098	174	220	17	1:40.271	34.999	186	30.774	222	34.498		229
4	1:38.742	37.875	181	33.163	216	27.704	175	223	18	10:06.910	8:58.921	154	39.151	155	28.838	178	
5	1:36.655	37.044	184	32.668	218	26.943	177	217	19	1:39.516	37.434	178	34.430	203	27.652	179	224
6	1:34.355	35.993	185	31.698	220	26.664	176	226	20	1:31.289	35.143	185	30.659	221	25.487	181	226
7	1:34.075	35.832	184	31.716	220	26.527	178	226	21	1:30.617	34.714	185	30.519	221	25.384	180	227
8	1:37.066	36.660	185	32.398	220	28.008	177	226	22	1:32.441	35.020	185	31.453	222	25.968	180	227
9	1:32.523	35.351	185	30.990	221	26.182	179	225	23	1:40.097	34.545	187	30.594	222	34.958		227
10	2:25.461	1:03.857	157	36.045	177	45.559		226	24	3:42.970	2:45.335	182	31.937	222	25.698	181	
11	4:17.492	3:17.692	179	33.315	220	26.485	180		25	1:31.572	34.626	186	31.466	222	25.480	181	229
12	1:32.834	35.487	185	31.320	220	26.027	182	227	26	1:31.332	34.660	187	30.837	222	25.835	181	229
13	1:32.719	35.831	185	31.099	221	25.789	181	228	27	1:57.105	36.235	170	32.384	187	48.486		229
14	1:31.686	35.109	186	30.738	223	25.839	181	228									



ADAC GT Masters

Lap analysis Freies Training 2



Provisional

Motorsport Arena Oschersleben, Length: 3696 m

Air temperature: °C

Track temperature: °C

Weather condition: Dry

DMSB - Reg. Nr.:

Friday 30.3.2012 11:55

**ADAC Masters
Weekend**

Lap	Time	SE1	SP1	SE2	SP2	SE3	SP3	TSP	Lap	Time	SE1	SP1	SE2	SP2	SE3	SP3	TSP
14	1:31.590	35.029	189	30.802	228	25.759	186	236	28	3:08.143	1:54.646	179	35.373	220	38.124		

27 Heinz Harald Frentzen, DEU/ Andreas Wirth, DEU

theoretical besttime: 1:29.476

1	5:16.561	4:06.298	154	40.090	179	30.173	171		13	1:29.589	33.932	194	30.299	228	25.358	182	237
2	1:41.956	39.132	182	35.135	220	27.689	176	204	14	1:45.642	38.253	185	31.537	214	35.852		235
3	1:38.760	36.282	188	33.358	222	29.120	179	229	15	5:09.553	4:09.924	168	32.949	225	26.680	182	
4	1:32.581	35.447	190	31.069	228	26.065	185	233	16	1:49.165	51.522	188	31.639	228	26.004	182	234
5	1:45.040	40.979	154	35.905	92	28.156	180	225	17	2:00.701	53.912	163	39.645	156	27.144	182	234
6	1:31.158	34.968	189	30.474	229	25.716	178	233	18	2:04.933	35.353	188	46.411	168	43.169		234
7	1:46.306	35.443	186	32.293	203	38.570		232	19	10:01.694	9:01.445	189	33.702	226	26.547	183	
8	7:43.500	6:43.936	182	32.906	223	26.658	181		20	1:32.931	35.080	192	31.744	229	26.107	183	234
9	1:30.566	34.826	190	30.357	227	25.383	181	235	21	1:33.670	35.166	190	31.513	230	26.991	163	234
10	1:30.161	34.090	192	30.186	229	25.885	181	235	22	1:35.638	37.626	191	31.496	231	26.516	183	195
11	1:51.947	41.037	186	44.379	161	26.531	181	152	23	1:31.820	34.880	192	31.127	228	25.813	184	239
12	1:32.634	34.036	189	30.398	225	28.200	188	237	24	1:49.766	34.495	192	31.334	208	43.937		231

28 Daniel Keilwitz, DEU/ Diego Alessi, ITA

theoretical besttime: 1:29.706

1	5:24.146	4:08.527	145	41.257	139	34.362	159		11	1:29.908	34.250	190	30.216	226	25.442	181	
2	1:58.308	47.059	157	37.781	138	33.468	174	157	12	1:30.061	34.099	188	30.495	229	25.467	181	235
3	1:51.369	41.492	186	39.278	176	30.599	176	175	13	1:49.027	36.728	185	32.225	210	40.074		196
4	2:03.291	41.090	120	40.689	144	41.512		211	14	5:39.159	4:42.847	187	30.853	225	25.459	180	
5	5:19.931	4:11.864	175	37.432	140	30.635	180		15	1:30.284	34.379	190	30.478	226	25.427	182	
6	1:46.358	45.856	181	33.687	222	26.815	180		16	1:50.854	34.652	189	30.388	226	45.814		234
7	1:33.591	35.551	186	31.051	226	26.989	179		17	15:24.950	14:22.136	172	35.793	211	27.021	180	
8	1:31.158	34.676	188	30.476	227	26.006	180		18	1:34.511	36.605	162	32.164	226	25.742	182	234
9	1:31.658	34.802	190	31.272	223	25.584	181		19	1:30.534	34.458	189	30.411	226	25.665	182	
10	1:30.361	34.612	189	30.358	225	25.391	180		20	1:43.322	35.114	187	30.409	230	37.799		232

29 Nicki Thiim, DEN/ Robert Renauer, DEU

theoretical besttime: 1:28.872

1	11:23.207	10:15.990	170	37.696	194	29.521	181		14	1:40.473	34.130		30.399	230	35.944		
2	1:33.943	36.290		31.652	229	26.001	185		15	3:32.908	2:31.717		31.004	230	30.187	187	
3	1:32.238	35.492		30.693	230	26.053	186		16	1:30.971	34.661		30.805	230	25.505	187	
4	1:31.400	34.826		30.876	229	25.698	187		17	1:30.195	34.367		30.207	226	25.621	187	
5	1:32.100	35.755		30.580	230	25.765	184		18	1:29.824	34.400		30.106	230	25.318	188	
6	1:31.447	34.753		30.777	228	25.917	184		19	1:39.072	34.034		30.375	229	34.663		
7	1:30.167	34.316		30.354	228	25.497	186		20	4:54.857	3:43.590		41.825	163	29.442	179	
8	1:40.623	34.397		30.317	229	35.909			21	1:38.591	38.800		33.541	229	26.250	185	
9	4:36.018	3:38.481		31.766	229	25.771	186		22	1:30.411	34.370		30.669	229	25.372	187	
10	1:32.346	34.952		31.615	231	25.779	187		23	1:30.470	33.872		31.561	230	25.037	188	
11	1:30.133	34.427		30.294	229	25.412	186		24	1:28.983	33.786		30.049	230	25.148	187	
12	1:30.399	33.862		31.228	227	25.309	188		25	1:36.075	36.440		33.574	221	26.061	187	
13	1:29.776	34.216		30.362	229	25.198	187		26	1:41.624	34.473	190	30.701	229	36.450		

31 Tobias Schulze, DEU/ Michael Schulze, DEU

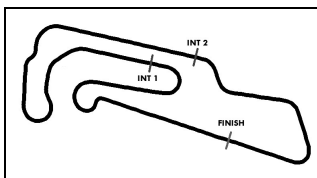
theoretical besttime: 1:17.964

1	3:10.414	2:00.477	168	39.691	158	30.246	172		3	4:33.298	3:14.382	173	38.294	207	40.622		
2	1:58.184	40.446	158	37.518	204	40.220		209									

32 Johannes Stuck, AUT/ Ferdinand Stuck, AUT

theoretical besttime: 1:30.441

1	24:15.063	23:08.938	164	37.653	183	28.472	175		10	1:31.278	34.953	181	30.530	215	25.795	175	223
2	1:39.351	37.909	180	32.800	211	28.642	178	220	11	1:30.708	34.893	178	30.446	218	25.369	176	219
3	1:35.410	35.851	182	32.813	217	26.746	178	223	12	1:30.584	34.626	182	30.484	219	25.474	178	220
4	1:32.891	35.819	181	31.222	218	25.850	178	222	13	1:39.439	34.841	182	30.458	215	34.140		219
5	1:42.848	35.535	181	31.279	218	36.034		223	14	6:52.265	5:54.278	175	32.066	218	25.921	178	
6	3:54.543	2:55.718	177	32.540	215	26.285	177		15	1:33.430	35.044	182	31.398	218	26.988	177	223
7	1:44.484	35.323	180	32.849	209	36.312		222	16	1:34.125	36.798	181	31.257	218	26.070	180	180
8	5:06.452	4:01.535	126	35.165	200	29.752	176		17	1:32.125	35.271	182	31.151	219	25.703	176	225
9	1:33.990	36.231	177	31.587	189	26.172	178	221	18	1:50.199	36.985	179	34.546	191	38.668		216



ADAC GT Masters

Lap analysis Freies Training 2



Provisional

Motorsport Arena Oschersleben, Length: 3696 m

Air temperature: °C

Track temperature: °C

Weather condition: Dry

DMSB - Reg. Nr.:

Friday 30.3.2012 11:55

ADAC Masters Weekend

Lap	Time	SE1	SP1	SE2	SP2	SE3	SP3	TSP	Lap	Time	SE1	SP1	SE2	SP2	SE3	SP3	TSP
38 Nicolas Verdonck, BEL/ Jesse Krohn, FIN									theoretical besttime: 1:30.504								
1	2:22.284	59.196	125	39.946	195	43.142			12	1:30.729	34.482	189	30.591	230	25.656	184	
2	4:30.941	3:24.047	170	37.800	208	29.094	178		13	1:46.364	34.789	188	31.134	226	40.441		
3	1:39.878	39.307	185	33.271	226	27.300	182		14	4:34.423	3:34.441	186	33.065	223	26.917	186	
4	1:35.735	36.904	187	32.199	226	26.632	185	233	15	1:31.173	34.852	189	30.840	229	25.481	185	
5	1:34.891	36.403	189	31.696	229	26.792	184	235	16	1:31.001	34.772	191	30.589	228	25.640	186	
6	1:34.610	35.686	189	31.192	230	27.732	184		17	1:31.754	34.976	190	30.741	229	26.037	188	235
7	1:32.401	35.211	192	31.151	228	26.039	185		18	1:31.104	35.002	190	30.632	228	25.470	186	239
8	1:42.273	34.991	191	30.872	228	36.410			19	1:30.822	34.445	190	30.632	230	25.745	187	236
9	5:15.063	4:07.921	99	39.988	206	27.154	183		20	1:43.827	36.013	189	31.741	222	36.073		205
10	1:32.636	35.149	189	31.125	227	26.362	185		21	18:37.322	17:38.016	187	32.405	225	26.901	182	
11	1:31.399	34.645	189	30.956	225	25.798	185		22	1:48.514	36.371	189	32.232	223	39.911		233
40 Christian Mamerow, DEU/ Bernd Herndlhofer, AUT									theoretical besttime: 1:28.997								
1	3:42.851	2:20.528	164	38.289	207	44.034			14	1:32.182	34.506	183	31.850	219	25.826	179	223
2	10:11.344	9:01.572	117	39.891	170	29.881	174		15	1:31.117	34.964	181	30.725	220	25.428	179	225
3	1:40.606	37.201	180	36.232	150	27.173	177	219	16	1:30.182	34.556	184	30.283	222	25.343	180	224
4	1:39.381	35.513	182	35.222	122	28.646	175	223	17	1:30.189	34.655	183	30.212	222	25.322	179	225
5	1:31.348	35.143	183	30.832	221	25.373	178	221	18	1:30.429	34.349	184	30.534	219	25.546	180	225
6	1:29.708	34.310	184	30.302	221	25.096	179	223	19	1:30.194	34.602	183	30.256	222	25.336	180	225
7	1:31.651	34.006	183	31.184	212	26.461	178	224	20	1:30.478	34.363	184	30.443	221	25.672	178	224
8	1:34.410	35.006	181	31.605	219	27.799	178	225	21	1:31.251	34.834	184	30.340	220	26.077	178	223
9	1:36.572	35.168	184	31.227	146	30.177	180	226	22	1:42.650	36.474	183	31.888	220	34.288		206
10	1:29.138	34.147	184	29.954	221	25.037	177	225	23	5:11.527	4:02.566	165	40.199	133	28.762	176	
11	1:44.933	39.103	181	30.651	222	35.179		223	24	1:34.362	36.302	183	32.246	217	25.814	179	222
12	4:55.313	3:57.775	180	31.462	220	26.076	178		25	1:31.769	34.741	185	31.608	221	25.420	180	222
13	1:31.448	34.836	184	31.023	219	25.589	179	224	26	1:43.882	35.475	181	31.735	221	36.672		225
41 Jeroen de Boer, NED/ Simon Knap, NED									theoretical besttime: 1:30.178								
1	2:31.888	1:22.911	171	39.451	200	29.526	171		13	1:30.767	34.646	182	30.580	218	25.541	178	223
2	1:41.202	39.095	175	33.999	212	28.108	172	215	14	1:30.243	34.479	183	30.382	218	25.382	178	223
3	1:42.557	37.774	178	34.570	187	30.213	172	219	15	1:39.776	34.548	183	30.730	214	34.498		223
4	1:51.010	37.994	176	34.290	213	38.726		217	16	3:47.725	2:50.612	182	31.137	217	25.976	177	
5	17:29.194	16:17.476	130	39.969	138	31.749	168		17	1:31.300	34.894	183	30.593	218	25.813	180	222
6	1:36.845	37.115	180	32.571	179	27.159	177	214	18	1:41.806	34.577	183	31.465	217	35.764		225
7	1:31.917	35.053	182	31.158	218	25.706	180	221	19	3:52.506	2:46.388	151	37.463	156	28.655	175	
8	1:35.340	38.826	182	30.852	218	25.662	176	224	20	1:41.552	37.701	153	35.284	211	28.567	176	215
9	1:30.883	34.716	183	30.462	219	25.705	176	223	21	1:32.409	35.645	183	31.036	218	25.728	178	221
10	1:31.819	34.703	184	30.926	217	26.190	178	223	22	1:30.760	35.061	183	30.345	219	25.354	179	222
11	1:39.583	34.824	181	30.690	218	34.069		224	23	1:48.857	37.631	162	32.543	218	38.683		222
12	6:01.458	5:02.107	178	33.252	190	26.099	177										
42 Maximilian Mayer, DEU/ Jan Seyffarth, DEU									theoretical besttime: 1:30.036								
1	3:38.539	2:21.153	108	44.791	169	32.595	168		14	1:45.373	36.568	181	32.056	199	36.749		
2	1:51.049	43.367	154	37.792	165	29.890	173		15	6:25.254	5:25.939	178	32.977	215	26.338	178	
3	1:44.249	40.153	159	35.584	199	28.512	174		16	1:32.096	35.516	182	30.688	219	25.892	180	
4	1:43.609	39.154	179	35.342	169	29.113	175		17	1:31.167	35.009	183	30.532	219	25.626	180	
5	1:36.486	36.704	182	32.516	217	27.266	174		18	1:31.812	34.982	184	31.205	218	25.625	180	
6	1:35.070	36.465	182	31.894	218	26.711	175		19	1:31.041	35.107	182	30.503	220	25.431	180	
7	1:45.321	36.386	182	32.475	219	36.460			20	1:46.286	35.887	183	31.790	216	38.609		
8	4:09.893	3:11.241	181	32.197	218	26.455	178		21	3:52.566	2:55.274	181	31.293	219	25.999	179	
9	1:33.492	36.085	184	31.365	219	26.042	178		22	1:31.290	34.932	183	30.543	220	25.815	179	
10	1:32.047	35.363	183	30.942	220	25.742	178		23	1:31.825	35.745	184	30.418	221	25.662	181	
11	1:31.524	35.109	183	30.688	219	25.727	179		24	1:30.375	34.636	184	30.137	222	25.602	181	
12	1:41.413	35.031	184	37.064	109	29.318	177		25	1:32.330	34.506	183	32.032	205	25.792	180	
13	1:33.604	35.618	182	31.132	219	26.854	177		26	1:43.454	34.468	184	33.301	207	35.685		



ADAC GT Masters

Lap analysis Freies Training 2



Provisional

Motorsport Arena Oschersleben, Length: 3696 m

Air temperature: °C

Track temperature: °C

Weather condition: Dry

DMSB - Reg. Nr.:

Friday 30.3.2012 11:55

**ADAC Masters
Weekend**

Lap	Time	SE1	SP1	SE2	SP2	SE3	SP3	TSP	Lap	Time	SE1	SP1	SE2	SP2	SE3	SP3	TSP
43 Gottfried Grasser, AUT/ Mario Dablander, AUT									theoretical besttime: 1:32.989								
1	2:26.638	1:11.060	151	41.706	177	33.872	143		14	6:08.032	5:06.883	175	33.622	200	27.527	175	
2	2:13.534	46.466	139	40.691	139	46.377		143	15	1:36.660	36.589	178	32.714	217	27.357	177	220
3	9:27.813	8:17.927	157	38.954	129	30.932	169		16	1:40.710	39.454	176	33.884	214	27.372	176	196
4	1:41.753	38.998	170	34.547	209	28.208	173	188	17	1:37.137	37.135	178	33.338	215	26.664	178	220
5	1:39.751	38.035	162	33.417	213	28.299	174	215	18	1:34.617	36.487	180	31.736	219	26.394	177	221
6	1:36.049	36.840	174	32.262	214	26.947	175	218	19	1:33.885	35.513	181	31.775	216	26.597	176	222
7	1:47.567	37.212	176	32.337	215	38.018		219	20	1:34.502	36.722	180	31.494	219	26.286	178	222
8	3:19.045	2:16.587	175	35.424	213	27.034	175		21	1:33.029	35.388	180	31.443	217	26.198	178	224
9	1:36.537	37.602	175	32.126	215	28.809	176	203	22	1:41.442	35.348	181	33.239	146	32.855	155	223
10	1:34.721	36.272	176	31.655	217	26.794	175	220	23	1:51.517	41.149	137	40.332	170	30.036	160	180
11	1:34.549	35.993	174	32.023	216	26.533	177	219	24	1:40.156	38.950	179	34.319	198	26.887	178	189
12	1:34.369	36.151	176	31.768	217	26.450	176	220	25	1:33.799	35.721	180	31.746	218	26.332	177	223
13	1:46.997	35.913	178	31.783	216	39.301	222		26	1:56.179	36.163	161	34.075	217	45.941		223

Lap	Time	SE1	SP1	SE2	SP2	SE3	SP3	TSP	Lap	Time	SE1	SP1	SE2	SP2	SE3	SP3	TSP
44 Jan Stovicek, CZE/ Erik Janis, CZE									theoretical besttime: 1:31.704								
1	3:12.523	1:40.916	145	43.939	157	47.668			16	1:35.365	36.223	180	32.593	217	26.549	178	221
2	5:16.996	3:46.839	83	53.119	145	37.038	115		17	1:36.024	36.997	182	31.877	217	27.150	176	223
3	2:13.603	48.324	116	52.159	141	33.120	169	194	18	1:34.599	35.998	183	32.144	218	26.457	177	223
4	1:44.667	40.197	173	36.002	214	28.468	172	217	19	2:31.857	1:19.651	180	32.355	218	39.851		224
5	1:44.444	40.934	177	35.217	216	28.293	176	220	20	5:59.539	4:49.472	89	39.955	134	30.112	147	
6	1:43.367	38.016	177	35.794	200	29.557	174	222	21	1:41.633	40.274	112	34.158	215	27.201	178	167
7	1:44.385	41.343	169	34.091	216	28.951	176	196	22	1:39.358	36.546	178	34.951	160	27.861	178	224
8	1:37.718	36.679	179	33.370	218	27.669	177	222	23	1:52.289	40.731	134	35.920	180	35.638	178	195
9	1:41.162	39.378	181	34.116	174	27.668	177	211	24	1:40.791	35.569	181	38.580	183	26.642	179	224
10	1:37.773	36.445	179	34.187	217	27.141	178	224	25	1:32.407	35.663	181	31.028	220	25.716	179	224
11	1:38.748	36.121	181	34.773	215	27.854	178	224	26	1:32.501	35.379	181	30.732	222	26.390	176	225
12	1:38.687	36.592	181	33.545	216	28.550	177	226	27	1:31.819	35.395	181	30.759	221	25.665	178	224
13	1:35.449	35.914	180	32.812	218	26.723	177	223	28	1:31.804	35.321	181	30.832	221	25.651	178	224
14	1:55.630	39.039	135	34.233	219	42.358			29	1:47.090	37.132	177	32.592	207	37.366		216
15	5:26.438	4:16.132	91	40.877	140	29.429	176										



ADAC GT Masters

Vmax list Freies Training 2

Provisional



Motorsport Arena Oschersleben, Length: 3696 m

Air temperature: °C

Track temperature: °C

Weather condition: Dry

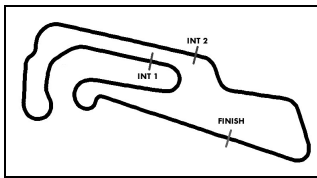


- Reg. Nr.:

Friday 30.3.2012 11:55

**ADAC Masters
Weekend**

Nr	Team, Car, Driver, Nat	Top speed
35	YACO Racing powered by Jochen Schweizer, Chevrolet Ca Winter Achim , DEU Geipel Charlie , DEU	243,81 km/h
15	FACH AUTO TECH, Porsche 911 GT3 R Dolenc Swen , DEU Ragginger Martin , AUT	239,63 km/h
27	Callaway Competition, Corvette Z06.R GT3 Frentzen Heinz Harald , DEU Wirth Andreas , DEU	239,47 km/h
38	Lambda Performance, Ford GT GT3 Verdonck Nicolas , BEL Krohn Jesse , FIN	239,25 km/h
36	Team Geyer+Weinig - Schütz Motorsport, Porsche 911 GT3 Engelhardt Christian , DEU Tandy Nick , GBR	238,72 km/h
26	Team GT 3 Kasko, Porsche 911 GT3 R Bordeaux Rene , DEU Renauer Alfred , DEU	238,04 km/h
37	Gemballa Racing, McLaren MP4-12C GT3 Bert Sascha , DEU Ludwig Luca , DEU	236,26 km/h
2	LIQUI MOLY Team Engstler, BMW Alpina B6 GT3 Spengler Florian , DEU Leidinger Johannes , DEU	236,21 km/h
25	Team GT 3 Kasko, Porsche 911 GT3 R Engelhardt Georg , DEU Seefried Marco , DEU	235,54 km/h
28	Callaway Competition, Corvette Z06.R GT3 Keilwitz Daniel , DEU Alessi Diego , ITA	234,61 km/h
1	ALPINA, BMW Alpina B6 GT3 Lunardi Dino , FRA Martin Maxime , BEL	234,25 km/h
13	Molitor-Racing, McLaren MP4-12C GT3 Stückle Erwin , DEU Huisman Patrick , NLD	233,49 km/h
16	FACH AUTO TECH, Porsche 911 GT3 R Gugger Andrina , SUI Klohs Otto , DEU	233,49 km/h
14	Molitor-Racing, McLaren MP4-12C GT3 Ott Christian , DEU Müller Alex , DEU	233,24 km/h



ADAC GT Masters

Vmax list Freies Training 2

Provisional



Motorsport Arena Oschersleben, Length: 3696 m

Air temperature: °C

Track temperature: °C

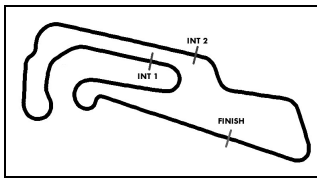
Weather condition: Dry

DMSB - Reg. Nr.:

Friday 30.3.2012 11:55

**ADAC Masters
Weekend**

Nr	Team, Car, Driver, Nat	Top speed
6	Farnbacher ESET Racing, Ferrari 458 Italia GT3 Farnbacher Mario , DEU Kentenich Niclas , DEU	233,04 km/h
5	kfzteile24 MS Racing Team, Mercedes Benz AMG SLS GT3 Asch Sebastian , DEU Götz Maximilian , DEU	230,25 km/h
4	kfzteile24 MS Racing Team, Mercedes Benz AMG SLS GT3 Dobitsch Daniel , AUT Stoll Florian , DEU	230,20 km/h
8	Heico Motorsport, Mercedes Benz AMG SLS GT3 Baumann Dominik , AUT Proczyk Hari , AUT	229,36 km/h
22	Prosperia uhc speed, AUDI R8 LMS ultra Abt Christian , DEU Tilke Carsten , DEU	229,22 km/h
7	Heico Motorsport, Mercedes Benz AMG SLS GT3 Frankenhout Christiaan , NLD Heyer Kenneth , DEU	228,34 km/h
21	Prosperia uhc speed, AUDI R8 LMS ultra Mies Christopher , DEU Jöns Christer , DEU	228,10 km/h
9	HEICO Junior Team, Mercedes Benz AMG SLS GT3 Buhk Maximilian , DEU Simonsen Andreas , DEU	227,91 km/h
10	Schöner Wohnen Polarweiss HEICO Team, Mercedes Benz Margaritis Alexandros , GRC Arnold Lance David , DEU	227,57 km/h
23	WestCoastRacing, BMW Z4 Lestrup Fredrik , SWE Matzke Martin , CZE	226,75 km/h
20	Schubert Motorsport, BMW Z4 GT3 Hürtgen Claudia , DEU Schwager Dominik , DEU	226,61 km/h
44	HEICO-GRAVITY CHAROUZ TEAM, Mercedes Benz AMG SI Stovicek Jan , CZE Janis Erik , CZE	226,13 km/h
11	Team rhino's Leipert Motorsport, Lamborghini Gallardo LPI Bader Raffael , CHE Mengesdorf David , DEU	225,61 km/h
40	MAMEROW Racing, AUDI R8 LMS ultra Mamerow Christian , DEU Herndlhofer Bernd , AUT	225,52 km/h



ADAC GT Masters

Vmax list Freies Training 2

Provisional



Motorsport Arena Oschersleben, Length: 3696 m

Air temperature: °C

Track temperature: °C

Weather condition: Dry

DMSB - Reg. Nr.:

Friday 30.3.2012 11:55

**ADAC Masters
Weekend**

Nr	Team, Car, Driver, Nat	Top speed
3	Reiter Engineering, Lamborghini Gallardo LP600+ von Thurn und Taxis Albert , DEU Rosina Stefan , DEU	225,05 km/h
41	DB Motorsport, BMW Z4 GT3 de Boer Jeroen , NED Knap Simon , NED	224,76 km/h
32	Young Driver AMR, Aston Martin V12 Vantage GT3 Stuck Johannes , AUT Stuck Ferdinand , AUT	224,53 km/h
33	Young Driver AMR, Aston Martin V12 Vantage GT3 Nygaard Christoffer , DEN Poulsen Kristian , DEN	224,39 km/h
43	GRT Grasser Racing, Lamborghini Gallardo LP600+ Grasser Gottfried , AUT Dablander Mario , AUT	223,97 km/h
12	Team rhino's Leipert Motorsport, Lamborghini Gallardo LP600+ Petrishin Oleg , RUS Tweraser Gerhard , AUT	223,41 km/h
24	Reiter Engineering, Lamborghini Gallardo LP600+ Kox Peter , NLD Hayek Marc , CHE	223,32 km/h
31	Schulze Motorsport, Nissan GT-R GT3 Schulze Tobias , DEU Schulze Michael , DEU	208,93 km/h
29	FROGREEN CO2 neutral, Porsche 911 GT3 R Thiim Nicki , DEN Renauer Robert , DEU	km/h
18	Callaway Competition, Corvette Z06.R GT3 Seiler Tom , CHE Kechele Frank , DEU	km/h
42	Seyffarth Motorsport, Mercedes Benz AMG SLS GT3 Mayer Maximilian , DEU Seyffarth Jan , DEU	km/h