

# ADAC GT Masters

## Results Rennen 2



Provisional

Reg. Nr.: KNAF 0301.12.117

Sunday 6.5.2012 12:30

**ADAC Masters  
Weekend**

Circuit Park Zandvoort, Length: 4307 m

Air temperature: 12.6°C

Track temperature: 15.5°C

Weather condition: Dry

started : 38      classified : 29      not classified : 9

	Drivers	Team	Car	Laps	Total Time	Gap	Kph	Lap	Time	Kph
1	41 S.Knap/J.de Boer	DB Motorsport	BMW Z4 GT3	35	1:00:54.868		148.5	6	1:40.912	153.7
2	20 C.Hürtgen/D.Schwager	Schubert Motorsport(GER)	BMW Z4 GT3	35	1:00:58.589	3.721	148.3	6	1:40.970	153.6
3	5 S.Asch/M.Götz	kfzteile24 MS RACING Team(GER)	Mercedes Benz AMG SLS GT3	35	1:01:32.385	37.517	147.0	18	1:41.755	152.4
4	22 C.Tilke(*A*)/C.Abt	Prosperia uhc speed(GER)	AUDI R8 LMS ultra	35	1:01:40.835	45.967	146.6	5	1:41.543	152.7
5	33 K.Poulsen(*A*)/C.Nygaard	Young Driver AMR	Aston Martin V12 Vantage GT3	35	1:01:41.375	46.507	146.6	3	1:42.270	151.6
6	28 D.Alessi/D.Keilwitz	Callaway Competition(GER)	Corvette Z06.R GT3	35	1:01:43.122	48.254	146.5	5	1:41.727	152.4
7	27 A.Wirth/H.Frentzen	Callaway Competition(GER)	Corvette Z06.R GT3	35	1:01:43.830	48.962	146.5	5	1:41.866	152.2
8	21 C.Joens/C.Mies	Prosperia uhc speed(GER)	AUDI R8 LMS ultra	35	1:01:50.744	55.876	146.2	19	1:42.356	151.5
9	9 M.Buhk/A.Simonsen	HEICO Junior Team(GER)	Mercedes Benz AMG SLS GT3	35	1:01:51.365	56.497	146.2	5	1:42.376	151.5
10	10 L.Arnold/A.Margaritis	Schöner Wohnen Polarweiss Team	Mercedes Benz AMG SLS GT3	35	1:01:54.082	59.214	146.1	8	1:42.636	151.1
11	8 D.Baumann/H.Proczyk	Heico Motorsport(GER)	Mercedes Benz AMG SLS GT3	35	1:01:54.833	59.965	146.1	14	1:42.427	151.4
12	42 M.Mayer/J.Seyffarth	SMS Seyffarth Motorsport	Mercedes Benz AMG SLS GT3	35	1:02:04.005	1:09.137	145.7	5	1:41.691	152.5
13	18 T.Seiler(*A*)/F.Kechele	Callaway Competition(GER)	Corvette Z06.R GT3	35	1:02:05.827	1:10.959	145.7	4	1:41.350	153.0
14	26 R.Bourdeaux(*A*)/A.Renauer	Team GT 3 Kasko	Porsche 911 GT3 R	35	1:02:23.245	1:28.377	145.0	8	1:42.298	151.6
15	11 D.Mengesdorf/R.Bader	Team rhino's Leipert Motorsport(GE	Lamborghini Gallardo LP600+	35	1:02:24.809	1:29.941	144.9	9	1:42.674	151.0
16	17 R.Lips/F.Schmickler	Callaway Competition(GER)	Corvette Z06.R GT3	34	1:00:56.063	1 LAP	144.2	33	1:43.198	150.2
17	3 A.von Thum und Taxis/S.Rosina	Reiter Engineering(GER)	Lamborghini Gallardo LP600+	34	1:01:05.979	1 LAP	143.8	5	1:42.195	151.7
18	43 G.Grasser/T.Engel	GRT Grasser Racing Team	Lamborghini Gallardo	34	1:01:27.842	1 LAP	142.9	6	1:42.672	151.0
19	16 A.Gugger(*A*)/O.Klohs(*A*)	FACH AUTO TECH(GER)	Porsche 911 GT3 R	34	1:01:28.298	1 LAP	142.9	17	1:43.915	149.2
20	2 F.Spengler/J.Leidinger	Liqui Moly Team Engstler(GER)	BMW Alpina B6 GT3	34	1:01:30.226	1 LAP	142.9	7	1:43.626	149.6
21	15 S.Dolenc(*A*)/M.Ragginger	FACH AUTO TECH(GER)	Porsche 911 GT3 R	34	1:01:32.031	1 LAP	142.8	6	1:40.923	153.6
22	14 A.Müller/C.Ott	MRS GT-Racing(GER)	McLaren MP4-12C GT3	34	1:01:58.215	1 LAP	141.8	4	1:43.525	149.8
23	24 M.Hayek(*A*)/P.Kox	Reiter Engineering(GER)	Lamborghini Gallardo LP600+	34	1:02:04.916	1 LAP	141.5	5	1:41.864	152.2
24	4 F.Stoll/D.Dobitsch	kfzteile24 MS RACING Team(GER)	Mercedes Benz AMG SLS GT3	34	1:02:06.198	1 LAP	141.5	23	1:42.489	151.3
25	6 M.Farnbacher/N.Kentenich	Farnbacher ESET Racing(GER)	Ferrari 458 Italia GT3	33	58:14.024	2LAPS	146.4	4	1:41.734	152.4
26	12 O.Petrishin(*A*)/G.Tweraser	Team rhino's Leipert Motorsport(GE	Lamborghini Gallardo LP600+	33	1:01:20.092	2LAPS	139.0	11	1:42.140	151.8
27	1 D.Lunardi/M.Martin	ALPINA(GER)	BMW Alpina B6 GT3	29	50:38.734	6LAPS	148.0	5	1:40.703	154.0
28	31 M.Schulze/T.Schulze	Schulze Motorsport	Nissan GT-R GT3	29	1:02:24.123	6LAPS	120.1	12	1:43.687	149.5
29	35 A.Winter(*A*)/C.Geipel	YACO Racing powered by Jochen S	Chevrolet Camaro GT3	27	49:39.324	8LAPS	140.5	8	1:42.694	151.0
<b>not classified</b>										
25	G.Engelhardt(*A*)/M.Seefried	Team GT 3 Kasko	Porsche 911 GT3 R	26	47:07.967	9LAPS	142.6	6	1:42.848	150.8
32	J.Stuck/F.Stuck	Young Driver AMR	Aston Martin V12 Vantage GT3	22	39:45.040	13LAPS	143.0	3	1:41.890	152.2
7	K.Heyer/C.Frankenhou	Heico Motorsport(GER)	Mercedes Benz AMG SLS GT3	19	32:51.748	16LAPS	149.4	7	1:42.343	151.5
38	J.Krohn/N.Verdonck	Lambda Performance	Ford GT GT3	18	32:24.432	17LAPS	143.5	4	1:41.741	152.4
23	F.Lestrup/M.Matzke	WestCoastRacing(SWE)	BMW Z4 GT3	3	6:04.009	32LAPS	127.8	2	1:44.808	147.9
34	M.Sandritter/P.Geipel	YACO Racing powered by Jochen S	Chevrolet Camaro GT3	2	3:45.667	33LAPS	137.4	2	1:44.504	148.4
36	C.Engelhart/N.Tandy	Team Geyer&Weinig EDV Schütz M	Porsche 911 GT3 R	1	2:03.572	34LAPS				
37	S.Bert/L.Ludwig	Gemballa Racing	McLaren MP4-12C GT3	1	2:09.441	34LAPS				
29	R.Renauer/J.Bleekemolen	FROGREEN CO2 neutral	Porsche 911 GT3 R							

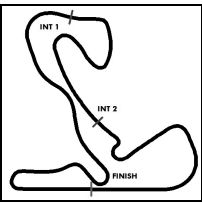
Fastest lap of the race. Car 1 driver Martin on lap 5. Time 1:40.703, average speed 154.0 km/h.

Subject to final scrutineering!

Publications Time:

Race Director:

Time Keeping:



# ADAC GT Masters

## Lap chart Rennen 2

Provisional

ADAC Masters  
Weekend

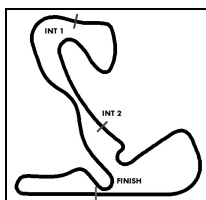


Circuit Park Zandvoort, Length: 4307 m

Sunday 6.5.2012 12:30

POS	1	2	3	4	5	6	7	8	9	10	11	12	13	14	15	16	17	18	19	20	21	22	23	24	25	26	27	28	29	30	31	32	33	34	35	36	37	38	39
LAP 1	41	1	22	20	18	7	5	21	33	38	32	24	6	27	42	28	26	9	10	25	23	8	34	3	36	35	14	2	43	11	17	16	.37	.4	12	.15	.31		
LAP 2	1	41	20	22	18	7	5	21	33	32	38	24	6	27	42	28	26	9	10	25	23	8	34	3	35	14	43	2	11	17	16	12	15	4'	.31'				
LAP 3	1	41	20	22	18	7	5	21	33	32	38	6	24	27	42	28	26	9	10	25	8	3	35	14	43	2	11	17	16	12	.23	15	4'	31'					
LAP 4	1	41	20	22	18	7	5	21	33	32	38	6	24	27	42	28	26	9	10	25	8	3	35	14	43	2	11	17	12	16	15	4'	31'						
LAP 5	1	41	20	22	7	5	21	33	32	18	38	6	24	27	42	28	26	9	10	25	8	3	35	43	14	2	11	17	12	16	15	4'	31'						
LAP 6	1	41	20	22	7	5	21	33	32	38	18	6	24	42	27	28	26	9	10	25	8	3	35	43	2	11	17	12	16	14	15	4'	31'						
LAP 7	1	41	20	22	7	5	21	33	32	38	18	6	24	42	27	28	26	9	10	25	8	3	35	43	2	11	12	17	16	14	15	4'	31'						
LAP 8	1	41	20	22	7	5	21	33	32	38	18	24	6	27	42	28	26	9	10	25	8	3	35	43	11	2	12	17	16	14	15	4'	31'						
LAP 9	1	41	20	22	7	5	21	33	32	38	18	24	6	27	42	28	26	9	10	25	8	3	35	43	11	12	2	17	16	14	15	4'	31'						
LAP 10	1	41	20	22	7	5	21	33	32	38	18	24	6	27	42	28	26	9	10	25	8	3	35	43	12	11	2	17	16	14	15	4'	31'						
LAP 11	1	41	20	22	7	5	21	33	32	38	18	24	6	27	42	28	26	9	10	25	8	3	35	43	12	11	2	17	16	14	15	4'	31'						
LAP 12	1	41	20	22	7	5	21	33	32	38	18	24	6	27	42	28	26	9	10	8	25	3	35	43	12	11	2	17	16	14	15	4'	31'						
LAP 13	1	41	20	22	7	5	33	21	32	38	18	24	6	27	42	28	26	9	10	8	25	3	35	43	12	11	17	2	16	14	15	4'	.31'						
LAP 14	1	41	20	22	7	5	33	21	32	38	18	24	6	27	42	28	26	9	10	8	25	3	35	43	12	11	17	2	16	14	15	4'	31'						
LAP 15	1	41	20	22	7	33	18	24	6	27	42	26	.5	9	.21	.32	.38	10	.28	8	25	35	43	12	.3	17	.11	.2	14	.16	15	4'	31'						
LAP 16	1	41	20	22	7	33	18	24	6	27	42	26	9	10	8	25	35	43	12	.17	14	15	5	21	32'	28'	38'	.3'	11'	4'	16'	2'	31'						
LAP 17	1	.41	.20	22	7	33	18	24	6	42	26	10	.27	8	.9	35	43	12	.25	.14	15	5	21	32'	28'	38'	11'	3'	17'	.4'	16'	2'	31'						
LAP 18	1	22	7	33	18	24	6	42	26	.10	.8	35	43	12	41	20	15	5	21	32	27	28	.38	9'	25'	11'	3'	17'	16'	14'	2'	4'	31'						
LAP 19	.1	.22	6	42	.7	.33	.18	.24	.26	.43	12	.35	41	20	5	21	32	.15	28	27	9	10	8	25	11	3'	17'	16'	14'	2'	4'	31'							
LAP 20	.6	.42	.12	.43	1	41	20	22	5	21	33	24	28	18	27	9	10	8	26	32	35	25	11	3	17	16	15	14	2	4'	31'								
LAP 21	1	41	20	22	5	21	6	33	28	42	27	9	18	10	8	26	32	35	11	25	43	3	17	12	24	16	15	14'	2'	4'	31'								
LAP 22	1	41	20	22	5	21	6	33	28	42	27	9	10	8	18	26	.32	11	35	25	43	3	17	12	16	.24	15	14'	2'	4'	31'								
LAP 23	1	41	20	22	5	21	6	33	28	27	42	9	10	8	18	26	11	35	25	43	17	3	16	15'	12'	14'	2'	24'	4'	31'									
LAP 24	1	41	20	5	22	21	6	33	28	27	42	9	10	8	18	26	11	35	17	25	3	43	15'	16'	2'	14'	12'	24'	4'	31'									
LAP 25	1	41	20	5	22	21	6	33	28	27	42	9	10	8	18	26	11	17	35	25	3	43	15'	16'	2'	14'	12'	24'	4'	31'									
LAP 26	1	41	20	5	22	21	6	33	28	27	42	9	10	8	18	26	11	17	35	25	3	43	15'	16'	2'	14'	12'	24'	4'	31'									
LAP 27	1	41	20	5	22	21	6	28	33	27	42	9	10	8	18	26	11	17	3	43'	15'	16'	2'	14'	.35'	24'	12'	4'	31'										
LAP 28	1	41	20	5	22	21	6	28	33	27	9	10	8	42	18	26	11	17	3	43'	15'	16'	2'	14'	24'	4'	12'	31'											
LAP 29	1	41	20	5	22	21	6	33	28	27	9	10	8	42	18	26	11	17	3	43'	15'	16'	2'	14'	24'	4'	12'	31'											
LAP 30	41	20	5	22	21	6	33	28	27	9	10	8	42	18	26	11	17	3'	43'	15'	16'	2'	14'	24'	4'	12'													
LAP 31	41	20	5	22	6	33	28	21	27	9	10	8	42	18	26	11	17	3'	43'	15'	16'	2'	14'	24'	4'	12'													
LAP 32	41	20	5	22	6	28	33	27	21	9	10	8	42	18	26	11	17	3'	43'	16'	2'	15'	14'	24'	4'	12'													
LAP 33	41	20	5	22	6	28	33	27	21	9	10	8	42	18	26	11	17	3'	43'	16'	2'	15'	14'	24'	4'	12'													
LAP 34	41	20	5	22	33	28	27	21	9	10	8	42	18	26	11	17'	3'	43'	16'	2'	15'	14'	24'	4'	.12'														
LAP 35	41	20	5	22	33	28	27	21	9	10	8	42	18	26	11	17	.2	.3	.43	.16	.15	.14	.24																

. - PIT STOP ' - LAP BEHIND



# ADAC GT Masters

## Lap analysis Rennen 2



Provisional

Reg. Nr.: KNAF 0301.12.117

**ADAC Masters  
Weekend**

Circuit Park Zandvoort, Length: 4307 m

Air temperature: 12.8°C

Track temperature: 15.4°C

Weather condition: Dry

Sunday 6.5.2012 12:30

Lap	Time	SE1	SP1	SE2	SP2	SE3	SP3	TSP	Lap	Time	SE1	SP1	SE2	SP2	SE3	SP3	TSP
<b>1</b>		Dino Lunardi, FRA/ Maxime Martin, BEL <span style="float:right"><b>theoretical besttime: 1:40.703</b></span>															
1	1:43.828	47.014	195	26.652	209	30.162		220	16	1:41.591	44.738	198	26.837	219	30.016		248
2	1:42.361	45.281	199	26.847	216	30.233		237	17	1:42.732	45.314	196	26.889	212	30.529		245
3	1:41.687	45.161	197	26.622	219	29.904		244	18	1:42.878	45.560	196	27.010	218	30.308		241
4	1:41.711	45.101	197	26.726	216	29.884		246	19	1:49.921	45.334	196	26.977	215	37.610		239
5	<b>1:40.703</b>	<b>44.501</b>	197	<b>26.458</b>	220	<b>29.744</b>		246	20	2:48.437	1:51.020	197	27.010	218	30.407		
6	1:41.030	44.660	199	26.520	219	29.850		247	21	1:42.719	45.245	196	27.097	219	30.377		247
7	1:41.157	44.544	199	26.594	216	30.019		246	22	1:43.217	45.628	193	27.058	220	30.531		230
8	1:40.948	44.609	199	26.501	220	29.838		247	23	1:43.786	45.334	192	27.496	215	30.956		249
9	1:41.279	44.662	199	26.659	217	29.958		247	24	1:43.026	45.233	<b>201</b>	27.147	216	30.646		246
10	1:41.041	44.534	199	26.615	219	29.892		247	25	1:42.716	45.736	200	26.813	<b>221</b>	30.167		<b>250</b>
11	1:41.004	44.539	198	26.604	218	29.861		247	26	1:42.581	45.118	198	27.005	220	30.458		249
12	1:41.364	44.704	200	26.657	219	30.003		248	27	1:42.403	44.945	201	26.902	221	30.556		248
13	1:41.330	44.800	197	26.659	219	29.871		247	28	1:42.617	45.020	201	26.985	218	30.612		250
14	1:41.652	44.910	196	26.788	219	29.954		246	29	1:41.874	44.809	201	26.900	219	30.165		250
15	1:41.804	44.953	198	26.817	217	30.034		248									

<b>2</b>		Florian Spengler, GER/ Johannes Leidinger, GER <span style="float:right"><b>theoretical besttime: 1:43.150</b></span>															
1	1:56.000	53.669	172	28.941	195	33.390		191	19	1:44.988	46.001	<b>195</b>	27.577	217	31.410		235
2	1:47.050	49.358	191	26.906	205	30.786		203	20	1:46.595	46.700	194	28.369	189	31.526		238
3	1:47.000	49.242	182	27.132	214	30.626		243	21	1:47.527	47.173	188	29.003	207	31.351		238
4	1:43.942	46.346	194	26.981	213	30.615		240	22	1:45.277	46.098	193	27.832	213	31.347		243
5	1:43.896	46.153	194	<b>26.882</b>	212	30.861		237	23	1:45.884	46.410	190	27.804	209	31.670		243
6	1:44.308	46.091	192	27.535	211	30.682		238	24	1:46.534	47.172	191	28.053	206	31.309		241
7	<b>1:43.626</b>	46.055	193	27.021	213	<b>30.550</b>		244	25	1:45.093	46.540	192	27.524	217	31.029		239
8	1:45.340	45.838	194	27.424	204	32.078		242	26	1:44.482	45.963	193	27.519	211	31.000		238
9	1:44.666	46.812	189	27.090	211	30.764		237	27	1:44.587	46.171	191	27.475	213	30.941		237
10	1:43.952	45.831	194	27.221	210	30.900		244	28	1:44.779	46.271	189	27.553	210	30.955		237
11	1:43.751	<b>45.718</b>	193	27.067	214	30.966		243	29	1:44.527	46.072	194	27.513	213	30.942		237
12	1:44.601	46.391	193	27.375	213	30.835		244	30	1:44.865	46.101	189	27.820	212	30.944		240
13	1:45.165	47.037	190	27.264	215	30.864		240	31	1:44.849	46.015	189	27.730	212	31.104		239
14	1:45.060	46.177	190	27.771	212	31.112		<b>245</b>	32	1:45.310	46.409	193	27.747	207	31.154		237
15	1:51.570	45.906	191	27.307	201	38.357		244	33	1:45.443	46.217	187	28.082	209	31.144		241
16	3:14.217	2:14.688	191	27.816	211	31.713			34	1:44.951	46.132	191	27.734	<b>220</b>	31.085		240
17	1:45.151	46.185	194	27.707	212	31.259		239									
18	1:45.242	46.277	192	27.702	213	31.263		239									

<b>3</b>		Albert von Thurn und Taxis, GER/ Stefan Rosina, SVK <span style="float:right"><b>theoretical besttime: 1:42.195</b></span>															
1	1:52.975	52.423	183	28.793	200	31.759		194	19	1:44.283	45.834	192	27.146	<b>217</b>	31.303		239
2	1:44.563	46.293	188	27.350	205	30.920		238	20	1:44.231	46.114	191	27.183	216	30.934		239
3	1:45.575	47.281	196	26.849	213	31.445		242	21	1:45.835	45.734	190	27.627	160	32.474		239
4	1:43.388	45.999	195	26.840	213	30.549		238	22	1:44.647	45.635	192	27.479	198	31.533		241
5	<b>1:42.195</b>	<b>45.035</b>	196	<b>26.699</b>	213	<b>30.461</b>		243	23	1:48.202	48.761	188	27.690	189	31.751		239
6	1:42.479	45.148	196	26.837	213	30.494		242	24	1:46.605	46.934	190	28.144	211	31.527		243
7	1:43.248	45.725	193	26.958	212	30.565		239	25	1:46.394	46.622	187	28.261	213	31.511		242
8	1:42.886	45.497	<b>197</b>	26.845	214	30.544		241	26	1:47.511	47.525	186	28.539	214	31.447		243
9	1:43.726	45.838	191	27.225	209	30.663		237	27	1:44.714	46.628	192	27.344	216	30.742		235
10	1:43.519	45.506	194	27.262	214	30.751		240	28	1:44.308	46.105	191	27.198	217	31.005		240
11	1:43.741	45.708	194	27.071	214	30.962		242	29	1:43.999	45.841	192	27.248	212	30.910		241
12	1:44.118	45.700	193	27.584	214	30.834		241	30	1:45.150	46.009	177	28.186	216	30.955		241
13	1:43.853	46.141	195	26.999	215	30.713		240	31	1:45.285	46.009	194	28.157	203	31.119		243
14	1:43.791	45.720	191	27.410	216	30.661		241	32	1:44.182	45.992	191	27.275	216	30.915		242
15	1:51.641	46.293	191	27.220	213	38.128		<b>245</b>	33	1:45.291	46.844	189	27.556	215	30.891		242
16	2:56.741	1:51.468	193	27.284	215	37.989			34	1:44.862	46.118	189	27.484	214	31.260		240
17	1:59.196	1:00.789	190	27.277	216	31.130											
18	1:44.018	45.861	193	27.219	215	30.938		239									







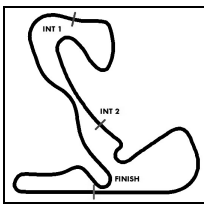












# ADAC GT Masters

## Lap analysis Rennen 2



Provisional

Reg. Nr.: KNAF 0301.12.117

Sunday 6.5.2012 12:30



Circuit Park Zandvoort, Length: 4307 m  
 Air temperature: 12.8°C  
 Track temperature: 15.4°C  
 Weather condition: Dry

Lap	Time	SE1	SP1	SE2	SP2	SE3	SP3	TSP	Lap	Time	SE1	SP1	SE2	SP2	SE3	SP3	TSP
18	1:44.171	46.880	191	26.924	219	30.367		254									

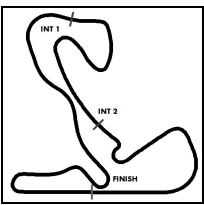
31 Michael Schulze, GER/ Tobias Schulze, GER									theoretical besttime: 1:43.498								
1	2:37.807	49.873	185	27.850	213	1:20.084		200	16	1:47.343	47.969	179	28.106	206	31.268		229
2	7:51.142	6:44.060	185	28.131	210	38.951			17	1:45.078	46.491	187	27.636	208	30.951		239
3	3:21.535	2:22.933	189	27.733	210	30.869			18	1:44.619	46.118	184	27.606	210	30.895		240
4	1:43.860	45.960	191	27.190	215	30.710		239	19	1:44.896	46.206	184	27.659	213	31.031		242
5	1:43.864	45.892	190	27.338	214	30.634		239	20	1:46.283	46.898	152	28.277	214	31.108		238
6	1:45.109	46.343	190	27.669	214	31.097		241	21	1:45.289	46.362	183	27.641	207	31.286		243
7	1:44.599	45.993	189	27.543	216	31.063		241	22	1:46.000	46.841	178	28.042	198	31.117		215
8	1:44.721	45.833	184	27.848	212	31.040		241	23	1:46.341	46.789	179	27.772	210	31.780		227
9	1:44.102	45.886	190	27.428	213	30.788		239	24	1:45.466	46.695	186	27.801	211	30.970		236
10	1:45.412	45.932	184	28.317	212	31.163		240	25	1:45.177	46.367	188	27.842	212	30.968		242
11	1:44.056	45.761	189	27.470	213	30.825		238	26	1:45.172	46.328	181	27.785	212	31.059		241
12	1:43.687	45.674	190	27.363	213	30.650		239	27	1:45.251	46.185	186	27.948	207	31.118		242
13	1:51.832	46.039	187	27.445	213	38.348		239	28	1:46.224	47.061	178	28.085	205	31.078		222
14	3:45.138	2:41.719	145	29.261	198	34.158			29	1:45.751	46.612	184	27.753	209	31.386		237
15	1:51.048	47.591	163	29.716	196	33.741		231									

32 Johannes Stuck, AUT/ Ferdinand Stuck, AUT									theoretical besttime: 1:41.621								
1	1:49.732	50.625	185	27.665	212	31.442		206	12	1:43.261	45.190	190	27.310	210	30.761		247
2	1:44.547	46.262	192	27.087	210	31.198		238	13	1:43.078	45.283	195	27.281	205	30.514		240
3	1:41.890	45.004	194	26.737	218	30.149		240	14	1:43.735	45.939	193	27.320	215	30.476		242
4	1:42.068	45.363	195	26.632	218	30.073		243	15	1:49.449	45.434	196	27.095	199	36.920		242
5	1:42.027	45.048	196	26.758	211	30.221		236	16	2:49.833	1:52.478	188	27.150	216	30.205		242
6	1:42.732	45.587	195	26.934	213	30.211		244	17	1:43.051	45.516	196	27.156	214	30.379		239
7	1:42.460	45.108	196	27.057	215	30.295		244	18	1:42.646	45.173	195	27.147	214	30.326		247
8	1:42.835	45.101	197	27.217	210	30.517		244	19	1:42.711	45.296	199	26.999	216	30.416		246
9	1:42.429	44.916	198	27.020	213	30.493		246	20	2:09.168	1:11.318	194	27.183	217	30.667		242
10	1:42.841	45.318	193	27.178	212	30.345		242	21	1:43.725	45.682	195	27.138	202	30.905		242
11	1:42.889	45.151	194	27.359	213	30.379		243	22	1:50.683	45.585	194	27.352	207	37.746		240

33 Kristian Poulsen, DEN/ Christoffer Nygaard, DEN									theoretical besttime: 1:42.027								
1	1:49.546	50.252	193	27.888	213	31.406		204	19	1:49.645	45.826	197	27.201	214	36.618		234
2	1:43.165	46.129	198	26.821	211	30.215		237	20	2:53.226	1:55.496	190	26.959	218	30.771		238
3	1:42.270	45.287	195	26.749	217	30.234		240	21	1:44.253	45.825	189	27.300	200	31.128		238
4	1:42.346	45.307	198	26.894	213	30.145		245	22	1:43.655	45.650	186	27.168	200	30.837		229
5	1:42.700	45.346	197	26.926	214	30.428		240	23	1:43.409	45.762	188	27.040	207	30.607		229
6	1:42.802	45.626	197	26.904	214	30.272		244	24	1:43.481	45.562	189	27.169	201	30.750		239
7	1:42.468	45.258	197	26.992	215	30.218		242	25	1:43.635	45.756	194	27.223	203	30.656		237
8	1:42.519	45.209	197	27.135	213	30.175		241	26	1:43.504	45.548	190	27.245	204	30.711		235
9	1:42.844	45.315	197	27.102	215	30.427		243	27	1:44.946	46.478	184	27.250	211	31.218		235
10	1:42.659	45.372	197	26.998	211	30.289		235	28	1:43.486	45.698	190	26.997	217	30.791		238
11	1:42.919	45.373	197	27.374	213	30.172		244	29	1:43.144	45.615	189	27.116	215	30.413		235
12	1:42.764	45.485	194	27.062	212	30.217		246	30	1:43.448	45.222	187	27.236	213	30.990		239
13	1:43.577	45.297	196	27.647	197	30.633		247	31	1:43.379	45.521	191	27.072	211	30.786		241
14	1:43.216	45.588	195	27.421	215	30.207		245	32	1:45.248	46.507	182	28.131	213	30.610		243
15	1:42.976	45.575	196	27.187	216	30.214		248	33	1:43.036	45.294	183	27.157	214	30.585		242
16	1:42.292	45.154	198	27.014	215	30.124		245	34	1:43.175	45.576	194	27.157	218	30.442		244
17	1:42.497	45.269	196	27.088	216	30.140		240	35	1:43.569	45.866	190	27.126	216	30.577		237
18	1:42.700	45.497	198	27.046	215	30.157		244									

34 Max Sandritter, GER/ Philip Geipel, GER									theoretical besttime: 1:44.504								
1	1:50.396	50.995	170	28.180	201	31.221		208	2	1:44.504	46.619	190	27.209	207	30.676		223

35 Achim Winter, GER/ Charlie Geipel, GER									theoretical besttime: 1:42.572								
1	1:53.724	52.886	170	28.745	206	32.093		214	15	1:44.224	46.121	192	27.227	214	30.876		238
2	1:43.475	45.643	193	27.168	215	30.664		240	16	1:43.718	45.609	187	27.303	211	30.806		246
3	1:44.913	46.871	195	27.168	204	30.874		242	17	1:44.132	45.964	190	27.509	205	30.659		240
4	1:43.971	46.067	194	27.076	207	30.828		225	18	1:43.445	45.447	197	27.290	211	30.708		240



# ADAC GT Masters

## Lap analysis Rennen 2



Provisional

Reg. Nr.: KNAF 0301.12.117

**ADAC Masters  
Weekend**

Circuit Park Zandvoort, Length: 4307 m

Air temperature: 12.8°C

Track temperature: 15.4°C

Weather condition: Dry

Sunday 6.5.2012 12:30

Lap	Time	SE1	SP1	SE2	SP2	SE3	SP3	TSP	Lap	Time	SE1	SP1	SE2	SP2	SE3	SP3	TSP
5	1:42.866	45.480	193	<b>27.074</b>	211	<b>30.312</b>		248	19	1:50.354	45.637	194	27.493	210	37.224		241
6	1:42.870	45.279	192	27.189	218	30.402		246	20	2:59.707	1:59.046	179	28.772	209	31.889		
7	1:43.659	45.480	194	27.444	209	30.735		247	21	1:50.205	48.415	173	29.051	183	32.739		239
8	<b>1:42.694</b>	<b>45.186</b>	<b>197</b>	27.090	218	30.418		243	22	1:49.947	48.263	176	28.961	185	32.723		244
9	1:43.038	45.474	193	27.101	212	30.463		248	23	1:48.216	48.138	178	28.389	207	31.689		222
10	1:43.316	45.267	195	27.446	208	30.603		244	24	1:47.436	47.779	183	28.169	207	31.488		<b>252</b>
11	1:43.086	45.243	193	27.187	210	30.656		240	25	1:48.395	48.117	181	28.694	<b>222</b>	31.584		247
12	1:43.868	45.621	188	27.408	199	30.839		242	26	1:48.195	47.911	183	28.380	208	31.904		239
13	1:44.660	46.194	192	27.761	210	30.705		230	27	2:31.682	58.524	133	37.186	131	55.972		244
14	1:43.397	45.437	193	27.289	215	30.671		251									

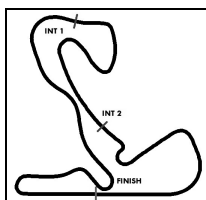
<b>36</b>	Christian Engelhart, GER/ Nick Tandy, GBR								<b>theoretical besttime: 1:17.644</b>
1	1:57.917	<b>49.444</b>	<b>186</b>	<b>28.200</b>	199	40.273		<b>203</b>	

<b>37</b>	Sascha Bert, GER/ Luca Ludwig, GER								<b>theoretical besttime: 1:21.021</b>
1	1:59.455	<b>52.367</b>	<b>180</b>	<b>28.654</b>	199	38.434		<b>210</b>	

<b>38</b>	Jesse Krohn, FIN/ Nicolas Verdonck, BEL								<b>theoretical besttime: 1:41.420</b>								
1	1:50.547	51.351	189	27.527	218	31.669		212	10	1:43.187	45.413	197	27.212	209	30.562		251
2	1:45.059	46.303	195	27.059	206	31.697		248	11	1:42.749	44.937	195	27.189	215	30.623		245
3	1:42.517	45.365	197	26.773	217	30.379		245	12	1:43.358	45.007	193	27.228	218	31.123		245
4	<b>1:41.741</b>	45.022	192	<b>26.713</b>	220	<b>30.006</b>		248	13	1:43.073	45.089	193	27.030	214	30.954		249
5	1:42.805	44.921	192	27.357	<b>220</b>	30.527		243	14	1:43.771	45.615	192	27.353	216	30.803		246
6	1:42.023	<b>44.701</b>	197	26.824	209	30.498		248	15	1:50.244	45.189	191	27.423	202	37.632		<b>252</b>
7	1:42.263	44.838	197	27.031	210	30.394		244	16	2:51.229	1:53.434	193	27.325	215	30.470		
8	1:42.976	45.064	195	27.070	214	30.842		251	17	1:42.846	45.398	<b>200</b>	27.017	210	30.431		247
9	1:42.199	44.760	196	26.981	209	30.458		248	18	1:45.752							249

<b>41</b>	Simon Knap, NED/ Jeroen de Boer, NED								<b>theoretical besttime: 1:40.901</b>								
1	1:43.447	46.617	194	26.695	211	30.135		215	19	1:42.477	45.365	189	26.914	214	30.198		241
2	1:43.338	46.187	192	26.945	212	30.206		240	20	1:41.973	45.247	193	26.722	215	30.004		243
3	1:41.950	45.407	196	26.656	214	29.887		242	21	1:42.411	45.310	191	26.924	215	30.177		243
4	1:41.774	45.170	195	26.657	214	29.947		242	22	1:43.162	45.165	193	27.195	212	30.802		245
5	1:41.075	44.832	196	26.551	214	<b>29.692</b>		242	23	1:42.395	45.121	194	26.896	215	30.378		243
6	<b>1:40.912</b>	44.749	194	<b>26.470</b>	214	29.693		243	24	1:42.733	45.685	195	27.004	214	30.044		<b>246</b>
7	1:41.088	<b>44.739</b>	197	26.578	213	29.771		243	25	1:43.648	46.536	195	26.961	215	30.151		245
8	1:41.251	44.981	197	26.548	213	29.722		243	26	1:42.234	45.140	194	27.037	215	30.057		245
9	1:41.125	44.780	197	26.549	214	29.796		242	27	1:41.899	45.150	197	26.792	<b>216</b>	29.957		244
10	1:41.262	44.876	197	26.578	214	29.808		242	28	1:42.700	45.163	196	26.999	215	30.538		245
11	1:41.446	44.810	198	26.690	213	29.946		243	29	1:41.797	45.064	196	26.782	215	29.951		244
12	1:41.595	44.853	<b>197</b>	26.900	215	29.842		243	30	1:42.505	45.239	194	27.138	214	30.128		245
13	1:41.485	44.904	<b>199</b>	26.749	214	29.832		243	31	1:42.964	45.536	187	27.314	215	30.114		244
14	1:41.541	44.938	197	26.761	214	29.842		244	32	1:42.141	45.124	194	26.923	216	30.094		246
15	1:41.653	45.032	197	26.765	215	29.856		244	33	1:42.654	45.159	193	27.143	215	30.352		245
16	1:41.757	44.945	198	26.822	214	29.990		244	34	1:42.432	45.233	195	26.835	216	30.364		245
17	1:49.880	46.296	195	27.494	214	36.090		244	35	1:42.869	45.355	194	27.192	212	30.322		242
18	2:49.947	1:52.882	192	26.919	214	30.146											

<b>42</b>	Maximilian Mayer, GER/ Jan Seyffarth, GER								<b>theoretical besttime: 1:41.597</b>								
1	1:50.706	51.207	178	27.927	209	31.572		207	19	1:42.541	45.162	<b>196</b>	27.162	213	30.217		242
2	1:44.569	46.443	196	27.281	214	30.845		237	20	1:49.576	45.373	195	27.109	213	37.094		242
3	1:43.802	46.398	195	27.052		30.352		238	21	2:56.265	1:56.257	183	27.971	176	32.037		
4	1:42.317	45.304	193	26.811	211	30.202		241	22	1:45.621	46.752	191	27.494	202	31.375		236
5	<b>1:41.691</b>	45.010	195	<b>26.606</b>	214	<b>30.075</b>		242	23	1:44.773	46.361	193	27.302	212	31.110		239
6	1:42.534	45.435	196	26.978	212	30.121		244	24	1:44.273	45.920	195	27.427	214	30.926		240
7	1:42.136	45.032	196	26.877	213	30.227		243	25	1:43.920	45.891	194	27.260	214	30.769		240
8	1:43.507	45.251	195	27.040	213	31.216		244	26	1:43.738	45.774	194	27.171	<b>215</b>	30.793		241
9	1:42.858	45.701	194	26.943	214	30.214		233	27	1:44.141	45.909	194	27.375	214	30.857		241
10	1:42.535	<b>44.916</b>	194	27.205	214	30.414		242	28	1:48.389	46.655	193	28.335	208	33.399		218
11	1:42.579	45.062	195	27.110	214	30.407		243	29	1:44.490	46.417	190	27.497	214	30.576		239



# ADAC GT Masters

## Lap analysis Rennen 2

Provisional

Reg. Nr.: KNAF 0301.12.117

Sunday 6.5.2012 12:30



**ADAC Masters  
Weekend**

Circuit Park Zandvoort, Length: 4307 m

Air temperature: 12.8°C

Track temperature: 15.4°C

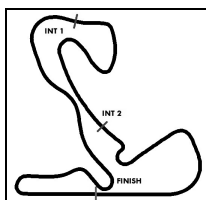
Weather condition: Dry

Lap	Time	SE1	SP1	SE2	SP2	SE3	SP3	TSP	Lap	Time	SE1	SP1	SE2	SP2	SE3	SP3	TSP
12	1:43.322	45.812	191	27.186	214	30.324		243	30	1:44.297	45.871	194	27.564	214	30.862		242
13	1:42.976	45.403	195	27.050	213	30.523		243	31	1:44.295	45.976	194	27.249	214	31.070		226
14	1:43.342	45.521	196	27.282	214	30.539		244	32	1:43.721	45.681	193	27.243	215	30.797		241
15	1:43.558	45.681	193	27.280	214	30.597		<b>244</b>	33	1:44.277	45.812	193	27.567	215	30.898		240
16	1:43.112	45.495	195	27.282	214	30.335		244	34	1:45.456	46.615	191	27.702	214	31.139		224
17	1:42.955	45.330	195	27.249	214	30.376		243	35	1:45.578	46.592	191	27.712	214	31.274		239
18	1:42.855	45.233	196	27.350	214	30.272		243									

**43** Gottfried Grasser, AUT/ Tomas Enge, CZE

**theoretical besttime: 1:42.525**

1	1:55.827	53.678	183	28.698	198	33.451		200	19	1:43.884	45.840	192	27.288	215	30.756		240
2	1:44.771	46.884	191	27.094	208	30.793		230	20	1:59.225	45.788	193	27.540	212	45.897		239
3	1:44.596	46.505	193	27.366	210	30.725		241	21	3:01.428	2:00.035	176	28.604	194	32.789		
4	1:43.286	45.623	194	27.065	213	30.598		240	22	1:47.218	46.963	183	28.437	203	31.818		237
5	1:42.848	<b>45.330</b>	193	27.099	213	30.419		244	23	1:47.666	48.140	190	27.974	211	31.552		240
6	<b>1:42.672</b>	45.477	193	<b>26.914</b>	213	<b>30.281</b>		241	24	1:48.018	47.099	190	28.793	208	32.126		241
7	1:43.474	45.961	193	27.085	212	30.428		242	25	1:46.525	46.937	191	28.077	210	31.511		241
8	1:43.464	45.481	<b>196</b>	27.430	214	30.553		242	26	1:47.527	47.027	182	28.862	212	31.638		242
9	1:43.557	45.778	194	27.298	214	30.481		242	27	1:49.410	48.644	191	28.024	211	32.742		240
10	1:43.417	45.679	194	27.213	212	30.525		241	28	1:47.368	47.886	188	27.786	211	31.696		234
11	1:43.181	45.389	193	27.325	212	30.467		242	29	1:46.976	47.265	185	28.124	214	31.587		238
12	1:43.771	45.701	193	27.255	214	30.815		242	30	1:46.828	47.277	189	28.130	212	31.421		237
13	1:43.512	45.850	191	27.241	213	30.421		242	31	1:46.607	46.910	190	28.163	213	31.534		240
14	1:43.489	45.791	194	27.232	214	30.466		243	32	1:46.905	46.829	189	28.156	212	31.920		238
15	1:43.990	46.018	194	27.376	214	30.596		243	33	1:47.270	47.310	191	28.066	213	31.894		237
16	1:43.831	45.878	192	27.354	214	30.599		242	34	1:47.525	47.439	184	28.226	213	31.860		236
17	1:43.521	45.731	193	27.271	214	30.519		242									
18	1:43.810	45.811	194	27.300	<b>215</b>	30.699		<b>243</b>									



# ADAC GT Masters

## Vmax list Rennen 2

Provisional

Reg. Nr.: KNAF 0301.12.117

Sunday 6.5.2012 12:30



**ADAC Masters  
Weekend**

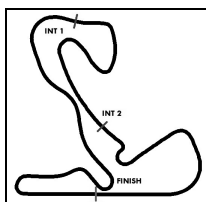
Circuit Park Zandvoort, Length: 4307 m

Air temperature: 12.8°C

Track temperature: 15.3°C

Weather condition: Dry

Nr	Team, Car, Driver, Nat	Top speed
27	<b>Callaway Competition, Corvette Z06.R GT3</b> Wirth Andreas , GER Frentzen Heinz Harald , GER	257.14 km/h
28	<b>Callaway Competition, Corvette Z06.R GT3</b> Alessi Diego , ITA Keilwitz Daniel , GER	256.71 km/h
18	<b>Callaway Competition, Corvette Z06.R GT3</b> Seiler Toni , SUI Kechele Frank , GER	254.84 km/h
35	<b>YACO Racing powered by Jochen Schweizer, Chevrolet Ca</b> Winter Achim , GER Geipel Charlie , GER	252.45 km/h
38	<b>Lambda Performance, Ford GT GT3</b> Krohn Jesse , FIN Verdonck Nicolas , BEL	251.63 km/h
15	<b>FACH AUTO TECH, Porsche 911 GT3 R</b> Dolenc Swen , GER Ragginger Martin , AUT	251.51 km/h
17	<b>Callaway Competition, Corvette Z06.R GT3</b> Lips Remo , SUI Schmickler Frank , GER	250.87 km/h
1	<b>ALPINA, BMW Alpina B6 GT3</b> Lunardi Dino , FRA Martin Maxime , BEL	249.77 km/h
25	<b>Team GT 3 Kasko, Porsche 911 GT3 R</b> Engelhardt Georg , GER Seefried Marco , GER	249.71 km/h
6	<b>Farnbacher ESET Racing, Ferrari 458 Italia GT3</b> Farnbacher Mario , GER Kentenich Niclas , GER	249.02 km/h
14	<b>MRS GT-Racing, McLaren MP4-12C GT3</b> Müller Alex , GER Ott Christian , GER	248.33 km/h
16	<b>FACH AUTO TECH, Porsche 911 GT3 R</b> Gugger Andrina , SUI Klohs Otto , GER	248.05 km/h
33	<b>Young Driver AMR, Aston Martin V12 Vantage GT3</b> Poulsen Kristian , DEN Nygaard Christoffer , DEN	247.93 km/h
4	<b>kfzteile24 MS RACING Team, Mercedes Benz AMG SLS GT3</b> Stoll Florian , GER Dobitsch Daniel , AUT	247.88 km/h



# ADAC GT Masters

## Vmax list Rennen 2

Provisional

Reg. Nr.: KNAF 0301.12.117

Sunday 6.5.2012 12:30



**ADAC Masters  
Weekend**

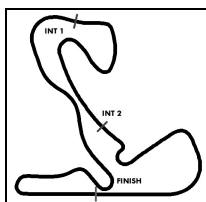
Circuit Park Zandvoort, Length: 4307 m

Air temperature: 12.8°C

Track temperature: 15.3°C

Weather condition: Dry

Nr	Team, Car, Driver, Nat	Top speed
26	<b>Team GT 3 Kasko, Porsche 911 GT3 R</b> Bourdeaux Rene , GER Renauer Alfred , GER	247.31 km/h
32	<b>Young Driver AMR, Aston Martin V12 Vantage GT3</b> Stuck Johannes , AUT Stuck Ferdinand , AUT	246.97 km/h
8	<b>Heico Motorsport, Mercedes Benz AMG SLS GT3</b> Baumann Dominik , AUT Proczyk Hari , AUT	246.35 km/h
41	<b>DB Motorsport, BMW Z4 GT3</b> Knap Simon , NED de Boer Jeroen , NED	245.85 km/h
2	<b>Liqui Moly Team Engstler, BMW Alpina B6 GT3</b> Spengler Florian , GER Leidinger Johannes , GER	245.34 km/h
3	<b>Reiter Engineering, Lamborghini Gallardo LP600+</b> von Thurn und Taxis Albert , GER Rosina Stefan , SVK	245.01 km/h
20	<b>Schubert Motorsport, BMW Z4 GT3</b> Hürtgen Claudia , GER Schwager Dominik , GER	244.68 km/h
5	<b>kfzteile24 MS RACING Team, Mercedes Benz AMG SLS GT3</b> Asch Sebastian , GER Götz Maximilian , GER	244.45 km/h
9	<b>HEICO Junior Team, Mercedes Benz AMG SLS GT3</b> Buhk Maximilian , GER Simonsen Andreas , GER	244.34 km/h
42	<b>SMS Seyffarth Motorsport, Mercedes Benz AMG SLS GT3</b> Mayer Maximilian , GER Seyffarth Jan , GER	244.23 km/h
12	<b>Team rhino's Leipert Motorsport, Lamborghini Gallardo LP600</b> Petrishin Oleg , RUS Tweraser Gerhard , AUT	244.12 km/h
10	<b>Schöner Wohnen Polarweiss Team HEICO, Mercedes Benz</b> Arnold Lance David , GER Margaritis Alexandros , GRE	243.68 km/h
21	<b>Prosperia uhc speed, AUDI R8 LMS ultra</b> Joens Christer , GER Mies Christopher , GER	243.24 km/h
43	<b>GRT Grasser Racing Team, Lamborghini Gallardo</b> Grasser Gottfried , AUT Enge Tomas , CZE	243.19 km/h



# ADAC GT Masters

## Vmax list Rennen 2

Provisional

Reg. Nr.: KNAF 0301.12.117

Sunday 6.5.2012 12:30



**ADAC Masters  
Weekend**

Circuit Park Zandvoort, Length: 4307 m

Air temperature: 12.8°C

Track temperature: 15.3°C

Weather condition: Dry

Nr	Team, Car, Driver, Nat	Top speed
31	<b>Schulze Motorsport, Nissan GT-R GT3</b> Schulze Michael , GER Schulze Tobias , GER	242.70 km/h
24	<b>Reiter Engineering, Lamborghini Gallardo LP600+</b> Hayek Marc , SUI Kox Peter , NED	242.64 km/h
7	<b>Heico Motorsport, Mercedes Benz AMG SLS GT3</b> Heyer Kenneth , GER Frankenhout Christiaan , NED	242.64 km/h
22	<b>Prosperia uhc speed, AUDI R8 LMS ultra</b> Tilke Carsten , GER Abt Christian , GER	242.37 km/h
11	<b>Team rhino's Leipert Motorsport, Lamborghini Gallardo LP600</b> Mengesdorf David , GER Bader Raffael , SUI	241.50 km/h
37	<b>Gemballa Racing, McLaren MP4-12C GT3</b> Bert Sascha , GER Ludwig Luca , GER	209.91 km/h
34	<b>YACO Racing powered by Jochen Schweizer, Chevrolet Ca</b> Sandritter Max , GER Geipel Philip , GER	207.81 km/h
29	<b>FROGREEN CO2 neutral, Porsche 911 GT3 R</b> Renauer Robert , GER Bleekemolen Jeroen , NED	205.28 km/h
36	<b>Team Geyer&amp;Weinig EDV Schütz Motorsport, Porsche 911 (</b> Engelhart Christian , GER Tandy Nick , GBR	203.20 km/h
23	<b>WestCoastRacing, BMW Z4 GT3</b> Lestrup Fredrik , SWE Matzke Martin , CZE	202.51 km/h