

ADAC GT Masters

Results Rennen 1

Provisional



Circuit Park Zandvoort, Length: 4307 m

Air temperature: 11.5°C

Track temperature: 14.9°C

Weather condition: Wet

Reg. Nr.: KNAF 0301.12.117

Saturday 5.5.2012 12:30

**ADAC Masters
Weekend**

started : 38 classified : 34 not classified : 4

	Drivers	Team	Car	Laps	Total Time	Gap	Kph	Lap	Time	Kph
1	28 D.Alessi/D.Keilwitz	Callaway Competition(GER)	Corvette Z06.R GT3	35	1:00:56.370		148.4	3	1:40.585	154.2
2	41 S.Knap/J.de Boer	DB Motorsport	BMW Z4 GT3	35	1:00:56.781	0.411	148.4	4	1:40.637	154.1
3	29 R.Renauer/J.Bleekemolen	FROGREEN CO2 neutral	Porsche 911 GT3 R	35	1:01:31.211	34.841	147.0	6	1:41.846	152.2
4	38 J.Krohn/N.Verdonck	Lambda Performance	Ford GT GT3	35	1:01:31.779	35.409	147.0	2	1:40.680	154.0
5	1 D.Lunardi/M.Martin	ALPINA(GER)	BMW Alpina B6 GT3	35	1:01:32.111	35.741	147.0	2	1:41.349	153.0
6	32 J.Stuck/F.Stuck	Young Driver AMR	Aston Martin V12 Vantage GT3	35	1:01:32.424	36.054	147.0	6	1:41.692	152.5
7	5 S.Asch/M.Götz	kfzteile24 MS RACING Team(GER)	Mercedes Benz AMG SLS GT3	35	1:01:34.380	38.010	146.9	2	1:40.520	154.2
8	8 D.Baumann/H.Proczyk	Heico Motorsport(GER)	Mercedes Benz AMG SLS GT3	35	1:01:38.281	41.911	146.7	5	1:42.418	151.4
9	4 F.Stoll/D.Dobitsch	kfzteile24 MS RACING Team(GER)	Mercedes Benz AMG SLS GT3	35	1:01:41.719	45.349	146.6	4	1:41.835	152.3
10	23 F.Lestrup/M.Matzke	WestCoastRacing(SWE)	BMW Z4 GT3	35	1:01:49.940	53.570	146.3	3	1:41.550	152.7
11	15 S.Dolenc(A)/M.Ragginger	FACH AUTO TECH(GER)	Porsche 911 GT3 R	35	1:01:54.381	58.011	146.1	3	1:42.393	151.4
12	6 M.Farnbacher/N.Kentenich	Farnbacher ESET Racing(GER)	Ferrari 458 Italia GT3	35	1:01:58.305	1:01.935	145.9	4	1:41.935	152.1
13	9 M.Buhk/A.Simonsen	HEICO Junior Team(GER)	Mercedes Benz AMG SLS GT3	35	1:01:58.796	1:02.426	145.9	9	1:42.458	151.3
14	7 K.Heyer/C.Frankenhou	Heico Motorsport(GER)	Mercedes Benz AMG SLS GT3	35	1:01:58.962	1:02.592	145.9	17	1:42.440	151.4
15	42 M.Mayer/J.Seyffarth	SMS Seyffarth Motorsport	Mercedes Benz AMG SLS GT3	35	1:01:59.380	1:03.010	145.9	18	1:42.474	151.3
16	20 C.Hürtgen/D.Schwager	Schubert Motorsport(GER)	BMW Z4 GT3	35	1:02:00.216	1:03.846	145.9	7	1:41.748	152.4
17	18 T.Seiler(A)/F.Kechele	Callaway Competition(GER)	Corvette Z06.R GT3	35	1:02:00.390	1:04.020	145.9	25	1:42.013	152.0
18	36 C.Engelhart/N.Tandy	Team Geyer&Weinig EDV Schütz M	Porsche 911 GT3 R	35	1:02:15.350	1:18.980	145.3	2	1:41.540	152.7
19	22 C.Tilke(A)/C.Abt	Prosperia uhc speed(GER)	AUDI R8 LMS ultra	35	1:02:16.986	1:20.616	145.2	34	1:42.548	151.2
20	24 M.Hayek(A)/P.Kox	Reiter Engineering(GER)	Lamborghini Gallardo LP600+	35	1:02:17.260	1:20.890	145.2	21	1:41.599	152.6
21	37 S.Bert/L.Ludwig	Gemballa Racing	McLaren MP4-12C GT3	35	1:02:18.551	1:22.181	145.2	7	1:42.597	151.1
22	26 R.Bourdeaux(A)/A.Renauer	Team GT 3 Kasko	Porsche 911 GT3 R	35	1:02:23.917	1:27.547	145.0	21	1:42.984	150.6
23	11 D.Mengesdorf/R.Bader	Team rhino's Leipert Motorsport(GE	Lamborghini Gallardo LP600+	35	1:02:30.872	1:34.502	144.7	5	1:42.825	150.8
24	34 M.Sandritter/P.Geipel	YACO Racing powered by Jochen S	Chevrolet Camaro GT3	35	1:02:32.724	1:36.354	144.6	5	1:42.997	150.5
25	3 A.von Thum und Taxis/S.Rosina	Reiter Engineering(GER)	Lamborghini Gallardo LP600+	35	1:02:33.222	1:36.852	144.6	19	1:42.353	151.5
26	25 G.Engelhardt(A)/M.Seefried	Team GT 3 Kasko	Porsche 911 GT3 R	34	1:01:48.898	1 LAP	142.1	22	1:43.451	149.9
27	31 M.Schulze/T.Schulze	Schulze Motorsport	Nissan GT-R GT3	34	1:02:04.333	1 LAP	141.5	3	1:44.969	147.7
28	43 G.Grasser/T.Enge	GRT Grasser Racing Team	Lamborghini Gallardo	34	1:02:12.012	1 LAP	141.3	8	1:45.225	147.4
29	16 A.Gugger(A)/O.Klohs(A)	FACH AUTO TECH(GER)	Porsche 911 GT3 R	34	1:02:19.778	1 LAP	141.0	3	1:44.707	148.1
30	35 A.Winter(A)/C.Geipel	YACO Racing powered by Jochen S	Chevrolet Camaro GT3	34	1:02:19.971	1 LAP	141.0	32	1:43.685	149.5
31	12 O.Petrishin(A)/G.Tweraser	Team rhino's Leipert Motorsport(GE	Lamborghini Gallardo LP600+	33	1:01:24.597	2LAPS	138.9	33	1:42.336	151.5
32	14 A.Müller/C.Ott	MRS GT-Racing(GER)	McLaren MP4-12C GT3	33	1:02:04.936	2LAPS	137.4	4	1:45.375	147.1
33	17 R.Lips/F.Schmickler	Callaway Competition(GER)	Corvette Z06.R GT3	33	1:02:31.884	2LAPS	136.4	6	1:43.464	149.9
34	2 F.Spengler/J.Leidinger	Liqui Moly Team Engstler(GER)	BMW Alpina B6 GT3	31	1:00:59.324	4LAPS	131.4	5	1:42.368	151.5
not classified										
27	A.Wirth/H.Frentzen	Callaway Competition(GER)	Corvette Z06.R GT3	26	47:01.970	9LAPS	142.9	2	1:40.555	154.2
33	K.Poulsen(A)/C.Nygaard	Young Driver AMR	Aston Martin V12 Vantage GT3	19	34:48.732	16LAPS	141.0	6	1:42.598	151.1
10	L.Arnold/A.Margaritis	Schöner Wohnen Polarweiss Team	Mercedes Benz AMG SLS GT3	9	16:01.237	26LAPS	145.2	4	1:42.590	151.1
44	J.Stovicek(A)/E.Janis	HEICO-GRAVITY CHAROUZ TEAM	Mercedes Benz AMG SLS GT3	8	14:27.866	27LAPS	142.9	4	1:45.910	146.4

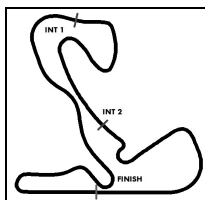
Fastest lap of the race. Car 5 driver Asch on lap 2. Time 1:40.520, average speed 154.2 km/h.

Subject to final scrutineering!

Publications Time:

Race Director:

Time Keeping:



ADAC GT Masters

Lap chart Rennen 1

Provisional

ADAC Masters
Weekend

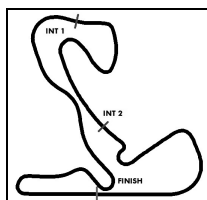


Circuit Park Zandvoort, Length: 4307 m

Saturday 5.5.2012 12:30

POS	1	2	3	4	5	6	7	8	9	10	11	12	13	14	15	16	17	18	19	20	21	22	23	24	25	26	27	28	29	30	31	32	33	34	35	36	37	38	39	40
LAP 1	41	38	5	27	1	29	28	32	36	23	6	4	15	10	2	8	9	33	11	42	18	3	37	22	17	7	26	31	25	16	34	43	35	14	44	24	20	12		
LAP 2	41	38	5	27	1	28	29	32	36	23	6	4	15	10	2	8	9	33	11	42	18	3	37	17	22	7	26	31	25	34	16	43	35	44	20	24	12	14		
LAP 3	38	41	5	27	28	1	29	32	36	23	6	4	15	10	8	2	9	33	11	42	18	3	37	17	22	7	26	31	25	34	16	43	35	20	44	24	12	14		
LAP 4	38	41	27	28	5	1	29	32	36	23	6	4	15	10	8	2	9	33	11	42	18	3	37	17	22	7	26	34	31	25	16	43	20	35	44	24	12	14		
LAP 5	38	41	27	28	5	1	29	32	36	23	6	4	15	10	8	2	9	33	11	42	18	3	37	17	22	7	26	34	31	25	20	16	43	35	44	24	12	14		
LAP 6	38	41	27	28	5	1	29	32	36	23	6	4	15	10	8	2	9	33	11	42	18	37	17	22	7	26	34	31	20	25	16	43	35	44	24	3	12	14'		
LAP 7	38	41	27	28	5	1	29	32	36	23	6	4	15	10	8	2	9	33	11	42	18	37	7	22	26	34	20	31	.17	25	16	43	35	44	24	3	12	14'		
LAP 8	38	41	27	28	5	1	29	32	36	23	6	4	15	8	2	9	33	11	42	18	10	37	7	26	22	20	34	31	25	16	43	35	44	24	3	12	14' 17'			
LAP 9	38	41	27	28	5	1	29	32	36	23	4	6	15	8	9	2	33	11	42	18	37	7	26	20	22	34	.10	25	31	16	43	35	3	24	12' .14'	17'				
LAP 10	38	41	27	28	5	1	29	32	36	23	4	6	15	8	9	33	11	42	18	37	7	20	26	34	22	25	31	16	43	2	35	3	24	12' 14'	17'					
LAP 11	38	41	28	27	5	1	29	32	36	23	4	6	8	15	9	11	42	18	37	7	20	.33	26	34	22	25	16	43	31	2	3	24	35	12' 14'	17'					
LAP 12	38	41	28	27	5	1	29	32	23	36	4	6	8	9	15	11	42	18	37	20	7	34	26	22	33	25	16	43	31	2	3	24	35	12' 14'	17'					
LAP 13	38	41	28	27	5	1	29	32	23	4	6	8	36	9	15	11	42	18	37	20	7	34	26	22	33	25	16	43	31	2	3	24	35	14' .12'	17'					
LAP 14	38	41	28	27	5	1	29	32	23	4	6	8	36	9	15	11	42	18	20	37	7	34	26	33	22	25	16	43	31	2	3	.24	35	.14'	17'	12'				
LAP 15	38	41	28	27	5	29	32	.1	23	4	6	8	36	9	11	.15	.42	34	.18	.20	.37	.7	26	.33	.22	16	.25	3	31	.43	.2	.35'	24'	17'	14'	12'				
LAP 16	38	41	28	27	5	29	32	23	4	6	8	36	9	11	34	26	16	1	.3	.31	15'	42'	20'	7'	37'	18'	33'	22'	25'	24'	43'	35'	.17'	14'	12'	2'				
LAP 17	41	28	.38	.27	29	32	.5	23	4	6	8	9	.36	11	34	.26	16	1	15'	42'	20'	7'	37'	18'	33'	22'	25'	24'	3	31'	43'	35'	14'	12'	17'	2'				
LAP 18	41	28	.29	.32	4	.23	6	8	9	.11	.34	27	1	38	5	.16	36'	15'	42'	20'	7'	18'	37'	26'	33'	22'	24'	3	31'	25'	43'	35'	14'	12'	17'	2'				
LAP 19	.41	28	8	.4	.6	.9	27	29	1	38	5	32	23	36	15	42	20	7	11	18	37	26	34'	22'	.33'	24'	3	31'	25'	43'	35'	16'	12'	14'	17'	2'				
LAP 20	.8	28	41	27	29	1	38	5	32	4	23	6	9	36	15	42	20	7	11	18	37	26	34	22	24	3	25	31'	43'	16'	.35'	12'	14'	17'	2'					
LAP 21	28	41	27	29	1	38	5	32	8	4	23	6	9	36	15	42	20	7	11	18	37	26	34	22	24	3	25'	31'	43'	16'	35'	12'	14'	17'	2'					
LAP 22	28	41	27	29	1	38	32	5	8	4	23	6	9	36	15	42	20	7	18	11	37	26	22	34	24	3	25'	31'	43'	16'	35'	12'	14'	17'	2'					
LAP 23	28	41	27	29	1	38	32	5	8	4	23	6	9	36	15	42	20	7	18	11	37	26	22	34	24	3	25'	31'	43'	16'	35'	12'	14'	17'	2'					
LAP 24	28	41	27	29	1	38	32	5	8	4	23	6	9	36	15	7	42	20	18	11	37	26	22	34	24	3	25'	31'	43'	16'	35'	14'	12'	17'	2'					
LAP 25	28	41	27	29	1	38	32	5	8	4	23	6	9	36	15	7	42	20	18	37	11	26	22	34	24	3	31'	43'	25'	16'	35'	14'	12'	17'	2'					
LAP 26	28	41	29	1	38	32	5	8	4	23	6	9	36	15	7	42	20	18	37	11	26	22	24	34	3	.27	31'	43'	25'	35'	16'	12'	14'	17'	2'					
LAP 27	28	41	29	38	1	32	5	8	4	23	6	9	36	15	7	42	20	18	37	11	26	22	24	34	3	31'	43'	25'	35'	16'	12'	14'	17'	2'						
LAP 28	28	41	29	38	1	32	5	8	4	23	6	9	15	36	7	42	20	18	37	11	26	22	24	34	3	31'	25'	43'	35'	16'	12'	14'	17'	2'						
LAP 29	28	41	29	38	1	32	5	8	4	23	6	9	15	7	36	42	20	18	37	11	26	22	24	34	3	31'	25'	43'	16'	35'	12'	14'	17'	2'						
LAP 30	28	41	29	38	1	32	5	8	4	23	6	15	9	7	36	42	20	18	37	11	22	26	24	34	3	25'	31'	43'	16'	35'	12'	14'	17'	2'						
LAP 31	28	41	29	38	1	32	5	8	4	23	6	15	9	7	42	20	18	36	37	22	24	26	11	34	3	25'	31'	43'	16'	35'	12'	14'	17'	2'						
LAP 32	28	41	29	38	1	32	5	8	4	23	6	15	9	7	42	20	18	36	37	22	24	26	11	34	3	25'	31'	43'	16'	35'	12'	14'	17'	.2'						
LAP 33	28	41	29	38	1	32	5	8	4	23	15	6	9	7	42	20	18	36	37	22	24	26	11	34	3	25'	31'	43'	16'	35'	12'	14'	17'							
LAP 34	28	41	29	38	1	32	5	8	4	23	15	6	9	7	42	20	18	36	37	22	24	26	11	34	3	25'	31'	43'	16'	35'	.12'	.14'	.17'							
LAP 35	28	41	29	38	1	32	5	8	4	23	15	6	9	7	42	20	18	36	22	24	37	26	11	34	3	.25	.31	.43	.16	.35										

. - PIT STOP ' - LAP BEHIND



ADAC GT Masters

Lap analysis Rennen 1

Provisional



Circuit Park Zandvoort, Length: 4307 m

Air temperature: 11.7°C

Track temperature: 14.9°C

Weather condition: Wet

Reg. Nr.: KNAF 0301.12.117

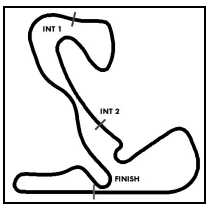
Saturday 5.5.2012 12:30

**ADAC Masters
Weekend**

Lap	Time	SE1	SP1	SE2	SP2	SE3	SP3	TSP	Lap	Time	SE1	SP1	SE2	SP2	SE3	SP3	TSP
1 Dino Lunardi, FRA/ Maxime Martin, BEL									theoretical besttime: 1:41.500								
1	1:46.296	48.628	193	26.844	210	30.824		204	19	1:45.037	46.375		27.495	201	31.167		240
2	1:41.349				220	30.292		247	20	1:44.170				208	30.891		237
3	1:42.106				220	30.294		244	21	1:43.934				213	30.735		243
4	1:42.093	45.049	194	26.723	219	30.321		248	22	1:45.209	46.934	1	27.338	217	30.937		239
5	1:41.936				219	30.247		242	23	1:43.892				214	30.602		245
6	1:41.665				220	30.224		247	24	1:44.210	46.142		27.153	210	30.915		248
7	1:43.216				218	31.130		247	25	1:43.871	45.815	194	27.262	211	30.794		242
8	1:42.194	45.363	195	26.823	219	30.008		236	26	1:44.509	46.021		27.598	206	30.890		246
9	1:41.771	44.769		26.824	220	30.178		249	27	1:45.951	46.108	192	27.594	206	32.249		239
10	1:42.525				219	30.233		247	28	1:44.008				215	30.579		241
11	1:42.103				220	30.356		249	29	1:43.773				216	30.542		245
12	1:42.028				218	30.191		249	30	1:43.127				215	30.471		247
13	1:42.354				217	30.600		250	31	1:43.180	45.455	1	27.304	219	30.421		241
14	1:42.302	45.017		26.873	220	30.412		249	32	1:43.477	45.513	194	27.333	217	30.631		234
15	1:48.709	45.112		27.066	216	36.531		249	33	1:43.741	45.720	192	27.407	214	30.614		243
16	2:50.532				214	30.300			34	1:43.520				213	30.705		248
17	1:42.208	45.222		26.919	219	30.067		233	35	1:43.456				211	30.526		246
18	1:44.025				218	32.221		246									

Lap	Time	SE1	SP1	SE2	SP2	SE3	SP3	TSP	Lap	Time	SE1	SP1	SE2	SP2	SE3	SP3	TSP
2 Florian Spengler, GER/ Johannes Leidinger, GER									theoretical besttime: 1:42.185								
1	1:49.652	50.661		27.920	211	31.071		192	17	1:47.215				192	31.357		227
2	1:44.141	46.099	197	27.561		30.481		239	18	1:46.781	47.310		27.700	212	31.771		236
3	1:44.555				219	31.201		251	19	1:45.883				207	31.386		237
4	1:42.861	45.383	194	26.778	221	30.700		244	20	1:47.625	47.895	180	28.293	198	31.437		236
5	1:42.368	45.234		26.793	219	30.341		251	21	1:48.337	48.149	188	27.701	209	32.487		240
6	1:42.688				220	30.378		250	22	1:45.929				211	31.374		234
7	1:42.701				219	30.173		246	23	1:44.885				210	30.828		241
8	1:43.842	45.726		27.563	216	30.553		249	24	1:46.697				191	31.608		243
9	1:43.486				216	30.927		248	25	1:44.230				215	30.735		244
10	2:19.650				218	1:06.160		240	26	1:44.532	46.393		27.126	211	31.013		247
11	1:44.956				217	30.956		226	27	1:44.254				210	30.955		243
12	1:44.920				222	31.330		245	28	1:44.600	46.069	188	27.362	211	31.169		247
13	1:45.485	46.268	194	27.566	220	31.651		243	29	1:44.371				211	30.859		240
14	1:46.383	46.996	190	27.950	217	31.437		248	30	1:47.907				206	31.297		247
15	1:53.516				215	39.081		246	31	1:45.028				213	31.094		237
16	7:34.642	6:32.400		29.716	204	32.526											

Lap	Time	SE1	SP1	SE2	SP2	SE3	SP3	TSP	Lap	Time	SE1	SP1	SE2	SP2	SE3	SP3	TSP
3 Albert von Thurn und Taxis, GER/ Stefan Rosina, SVK									theoretical besttime: 1:42.194								
1	1:51.849	51.999	1	27.885	208	31.965		187	19	1:42.353				214	30.248		237
2	1:44.303	46.337	187	27.160	215	30.806		228	20	1:42.445	45.303		26.707	215	30.435		239
3	1:44.150	46.054		27.064	212	31.032		239	21	1:42.578				214	30.273		238
4	1:43.343	45.750	188	26.927	214	30.666		240	22	1:42.827				215	30.365		239
5	1:43.090	45.437		26.924	214	30.729		243	23	1:42.531				215	30.369		239
6	2:05.514	1:07.616		27.296	216	30.602		232	24	1:42.525				215	30.230		238
7	1:44.106	45.770		27.042	212	31.294		240	25	1:42.717				214	30.454		238
8	1:46.333	46.879	180	28.126	203	31.328		236	26	1:42.725				214	30.383		238
9	1:45.501				216	30.920		221	27	1:43.385				213	30.452		239
10	1:48.475	47.333		28.826	139	32.316		226	28	1:42.979				215	30.466		237
11	1:46.903	47.115		28.565	206	31.223		239	29	1:42.910				214	30.375		239
12	1:45.363				216	32.296		240	30	1:42.639	45.509	1	26.915	216	30.215		239
13	1:44.559	46.285	1	27.217	216	31.057		239	31	1:42.608	45.272	196	26.971	216	30.365		241
14	1:44.709				212	31.321		240	32	1:44.980				207	30.765		239
15	1:46.248				209	31.695		239	33	1:44.476				206	31.056		237
16	1:50.705				215	37.242		236	34	1:44.359				204	31.034		240
17	2:54.389				216	31.376			35	1:45.341				207	31.154		236
18	1:42.961				214	30.497		238									



ADAC GT Masters

Lap analysis Rennen 1

Provisional



Circuit Park Zandvoort, Length: 4307 m

Air temperature: 11.7°C

Track temperature: 14.9°C

Weather condition: Wet

Reg. Nr.: KNAF 0301.12.117

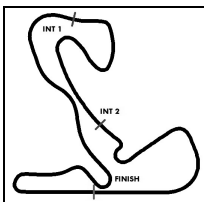
Saturday 5.5.2012 12:30

**ADAC Masters
Weekend**

Lap	Time	SE1	SP1	SE2	SP2	SE3	SP3	TSP	Lap	Time	SE1	SP1	SE2	SP2	SE3	SP3	TSP
4 Florian Stoll, GER/ Daniel Dobitsch, AUT									theoretical besttime: 1:41.717								
1	1:48.985				205	31.588		201	19	1:51.289				208	38.945		246
2	1:43.056				213	30.385		233	20	2:55.549	1:57.741		27.129	215	30.679		
3	1:42.193	45.123		26.679	213	30.391		245	21	1:43.730	45.824		27.061	217	30.845		244
4	1:41.835	44.878	196	26.797	217	30.160		246	22	1:43.543				217	30.512		240
5	1:42.320	44.895		26.805	209	30.620		247	23	1:43.311				217	30.608		245
6	1:42.117	44.987	194	26.821	215	30.309		245	24	1:42.972				217	30.519		246
7	1:42.300				215	30.370		246	25	1:43.696				213	30.743		244
8	1:42.711				213	30.713		247	26	1:43.117	45.500	195	26.969	217	30.648		242
9	1:42.952	45.443	195	27.168	214	30.341		244	27	1:43.663				216	30.911		242
10	1:43.163				206	30.908		246	28	1:43.627				217	30.578		242
11	1:43.207				214	30.974		242	29	1:44.085				216	30.976		245
12	1:43.894				213	31.070		244	30	1:43.273				217	30.668		243
13	1:43.484				212	30.573		246	31	1:44.615				215	30.840		243
14	1:42.399	45.119		26.901	216	30.379		245	32	1:43.598				217	30.667		240
15	1:42.328				217	30.348		245	33	1:43.502				217	30.790		244
16	1:42.719	45.016		26.810	217	30.893		244	34	1:43.161				216	30.593		245
17	1:43.804				210	31.035		244	35	1:43.491				217	30.797		242
18	1:43.316				215	30.753		241									

Lap	Time	SE1	SP1	SE2	SP2	SE3	SP3	TSP	Lap	Time	SE1	SP1	SE2	SP2	SE3	SP3	TSP
5 Sebastian Asch, GER/ Maximilian Götz, GER									theoretical besttime: 1:41.531								
1	1:45.366	48.318	193	27.136	215	29.912		207	19	1:43.505				215	30.792		243
2	1:40.520				215	29.917		243	20	1:43.891				210	30.897		244
3	1:42.314				215	30.911		242	21	1:43.945				209	30.747		243
4	1:43.432				212	30.507		240	22	1:45.666				215	30.976		244
5	1:41.636				216	30.071		242	23	1:43.840				213	30.553		241
6	1:42.083				215	30.513		244	24	1:44.462				212	31.231		242
7	1:43.191				214	31.462		242	25	1:43.747	45.839	191	27.193	213	30.715		243
8	1:41.734				215	30.029		237	26	1:44.385				206	31.177		243
9	1:41.803				215	30.212		243	27	1:45.486				214	32.101		239
10	1:42.047	45.090	1	26.889	215	30.068		244	28	1:44.537				215	30.763		241
11	1:41.920	44.862		26.801	215	30.257		243	29	1:43.695	45.857		27.132	212	30.706		243
12	1:41.857	44.818		26.921	216	30.118		243	30	1:43.328				214	30.797		243
13	1:41.905				216	30.444		245	31	1:43.158				214	30.357		242
14	1:41.910				216	30.218		245	32	1:43.735	45.689	192	27.152	213	30.894		237
15	1:42.174				216	30.307		244	33	1:43.324	45.612	193	27.048	214	30.664		243
16	1:42.432	45.224		26.905	216	30.303		243	34	1:43.334				211	30.485		241
17	1:50.927				216	38.010		243	35	1:44.610				211	31.602		238
18	2:54.952	1:56.303	1	27.210	214	31.439											

Lap	Time	SE1	SP1	SE2	SP2	SE3	SP3	TSP	Lap	Time	SE1	SP1	SE2	SP2	SE3	SP3	TSP
6 Mario Farnbacher, GER/ Niclas Kentenich, GER									theoretical besttime: 1:41.729								
1	1:49.268				208	31.022		187	19	1:51.149	45.826		28.049	211	37.274		245
2	1:42.699	45.699		26.685	215	30.315		241	20	2:51.753				215	30.774		
3	1:42.049	45.095	198	26.805	220	30.149		245	21	1:43.914				216	30.885		245
4	1:41.935	44.900		26.744	219	30.291		247	22	1:43.854				217	30.781		246
5	1:42.310	44.896		27.004	215	30.410		246	23	1:44.141				217	30.977		247
6	1:42.057	44.897		26.873	218	30.287		248	24	1:44.233	45.758	1	27.498	215	30.977		247
7	1:42.152				219	30.148		245	25	1:43.899				216	30.508		246
8	1:42.896				217	30.579		248	26	1:43.926				215	30.781		248
9	1:43.742	45.568	1	27.717	214	30.457		248	27	1:46.706				210	31.347		246
10	1:43.324				216	30.844		245	28	1:44.149	45.925	1	27.496	211	30.728		243
11	1:43.614	45.686	1	27.137	214	30.791		246	29	1:44.648	45.942		27.693	214	31.013		243
12	1:43.548				217	30.890		247	30	1:44.127	45.707	194	27.602	215	30.818		244
13	1:43.813				212	30.856		247	31	1:44.159	45.771	195	27.404	216	30.984		244
14	1:43.458				217	30.787		246	32	1:44.350				216	30.796		245
15	1:43.517				216	30.672		246	33	1:45.283				215	31.768		245
16	1:44.075				217	30.737		244	34	1:46.180	46.797		28.130	215	31.253		238
17	1:44.446				217	30.996		245	35	1:44.203	45.984		27.367	215	30.852		240
18	1:44.313				216	30.918		245									



ADAC GT Masters

Lap analysis Rennen 1

Provisional



Circuit Park Zandvoort, Length: 4307 m

Air temperature: 11.7°C

Track temperature: 14.9°C

Weather condition: Wet

Reg. Nr.: KNAF 0301.12.117

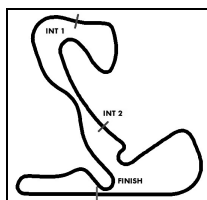
Saturday 5.5.2012 12:30

**ADAC Masters
Weekend**

Lap	Time	SE1	SP1	SE2	SP2	SE3	SP3	TSP	Lap	Time	SE1	SP1	SE2	SP2	SE3	SP3	TSP
7 Kenneth Heyer, GER/ Christiaan Frankenhou, NED									theoretical besttime: 1:42.483								
1	1:53.270	53.132	176	28.574	207	31.564		181	19	1:42.689			216	30.427		244	
2	1:45.237	46.755		27.404	211	31.078		231	20	1:42.446			215	30.475		244	
3	1:44.251	46.206	194	27.175	212	30.870		242	21	1:42.673			215	30.390		245	
4	1:43.598				214	30.630		244	22	1:42.593			217	30.489		244	
5	1:43.860	45.624	192	27.300	215	30.936		244	23	1:42.732			216	30.436		244	
6	1:44.554	46.312	182	27.176	215	31.066		242	24	1:42.617			216	30.400		244	
7	1:44.953	46.167		26.953	214	31.833		241	25	1:42.877			216	30.487		243	
8	1:42.857	45.642		26.758	214	30.457		236	26	1:43.489			214	30.932		244	
9	1:43.012				212	30.695		241	27	1:44.029	45.518		27.315	215	31.196	242	
10	1:44.469	45.383	195	27.025	214	32.061		241	28	1:45.022			216	30.962		235	
11	1:43.231				215	30.586		240	29	1:43.516			216	30.685		240	
12	1:45.150				216	31.283		241	30	1:42.681			216	30.493		244	
13	1:43.571	45.741		26.992	214	30.838		241	31	1:44.704	46.104	188	27.504	214	31.096	244	
14	1:43.199				215	30.510		242	32	1:43.969			213	30.801		245	
15	1:51.996				215	39.418		242	33	1:44.604			214	31.087		245	
16	2:49.097	1:51.898		26.710	216	30.489		243	34	1:46.332	46.769	188	27.969	214	31.594	235	
17	1:42.440				216	30.473		243	35	1:44.216			214	30.866		239	
18	1:42.645				216	30.502		243									

Lap	Time	SE1	SP1	SE2	SP2	SE3	SP3	TSP	Lap	Time	SE1	SP1	SE2	SP2	SE3	SP3	TSP
8 Dominik Baumann, AUT/ Hari Proczyk, AUT									theoretical besttime: 1:42.334								
1	1:49.699				212	31.006		199	19	1:43.720			214	30.817		244	
2	1:44.365	46.073	1	27.217	211	31.075		235	20	1:49.590	45.637		27.069	214	36.884	243	
3	1:42.857	45.329	192	26.951	215	30.577		242	21	2:50.070			213	30.781			
4	1:42.765	45.294		26.876	214	30.595		242	22	1:43.590			214	30.699		242	
5	1:42.418	45.251	193	26.816	215	30.351		244	23	1:43.229			214	30.578		242	
6	1:42.609				215	30.386		244	24	1:43.015			215	30.643		242	
7	1:43.036				213	30.539		244	25	1:43.604			215	30.538		241	
8	1:42.993	45.562	193	26.996	214	30.435		242	26	1:43.025	45.167		26.860	214	30.998	242	
9	1:42.548	45.200		26.956	214	30.392		243	27	1:43.764	45.556		27.290	213	30.918	241	
10	1:43.901				214	30.523		243	28	1:43.459			215	30.577		241	
11	1:44.006	45.600	190	27.757	213	30.649		243	29	1:44.400			213	31.000		242	
12	1:43.306				214	30.699		243	30	1:43.005			214	30.669		244	
13	1:42.979	45.297		27.045	213	30.637		243	31	1:44.224	46.079	1	27.499	214	30.646	235	
14	1:42.802				215	30.562		243	32	1:43.012			215	30.623		243	
15	1:43.139				215	30.788		242	33	1:42.609			214	30.363		243	
16	1:43.076				213	30.744		242	34	1:42.793			214	30.425		243	
17	1:42.970	45.237	193	27.070	213	30.663		243	35	1:43.047			209	30.599		242	
18	1:43.090				213	30.685		243									

Lap	Time	SE1	SP1	SE2	SP2	SE3	SP3	TSP	Lap	Time	SE1	SP1	SE2	SP2	SE3	SP3	TSP
9 Maximilian Buhk, GER/ Andreas Simonsen, GER									theoretical besttime: 1:42.428								
1	1:50.408	50.762		28.180	212	31.466		198	19	1:50.589			214	37.490		241	
2	1:44.149	45.851	189	27.062	202	31.236		240	20	2:53.615	1:55.424	1	27.329	213	30.862		
3	1:44.088	45.424	193	27.074	212	31.590		242	21	1:43.932	46.071	193	27.115	213	30.746	240	
4	1:42.873				214	30.568		240	22	1:43.831			214	30.826		239	
5	1:42.626	45.123	194	26.993	212	30.510		241	23	1:43.460			213	30.635		239	
6	1:42.583				214	30.537		242	24	1:43.542			214	30.764		239	
7	1:42.794				214	30.520		242	25	1:43.212			213	30.666		238	
8	1:43.711	45.246	1	27.607	212	30.858		242	26	1:43.072			214	30.639		240	
9	1:42.458	44.957	195	27.023	213	30.478		242	27	1:44.214			213	31.254		241	
10	1:43.414				214	30.628		242	28	1:43.956	45.630	185	27.439	213	30.887	241	
11	1:43.782				213	31.305		242	29	1:44.464			213	31.160		241	
12	1:44.322				208	31.244		242	30	1:44.287	45.764	193	27.391	213	31.132	240	
13	1:43.528				214	31.182		241	31	1:44.722	46.214	192	27.511	213	30.997	239	
14	1:42.892				215	30.556		241	32	1:44.151	45.905		27.422	213	30.824	243	
15	1:43.132				214	30.999		242	33	1:44.577			213	31.057		242	
16	1:43.492				212	31.007		242	34	1:46.235	46.709		28.126	214	31.400	242	
17	1:44.104	45.996	195	27.126	212	30.982		240	35	1:44.332			213	30.922		241	
18	1:42.858				214	30.507		240									



ADAC GT Masters

Lap analysis Rennen 1



Provisional

Reg. Nr.: KNAF 0301.12.117

Saturday 5.5.2012 12:30

Circuit Park Zandvoort, Length: 4307 m

Air temperature: 11.7°C

Track temperature: 14.9°C

Weather condition: Wet

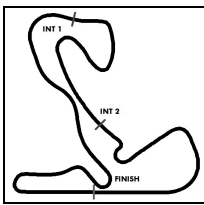
**ADAC Masters
Weekend**

Lap	Time	SE1	SP1	SE2	SP2	SE3	SP3	TSP	Lap	Time	SE1	SP1	SE2	SP2	SE3	SP3	TSP
10	Lance David Arnold, GER/ Alexandros Margaritis, GRE								theoretical besttime: 1:42.446								
1	1:49.805				207	31.201		195	6	1:42.991				211	30.633		241
2	1:43.776	46.022		27.154	212	30.600		230	7	1:43.402	45.742		27.083	212	30.577		239
3	1:43.054				212	30.674		242	8	1:49.797				199	33.828		240
4	1:42.590	45.241	194	26.988	213	30.361		238	9	1:58.468				204	42.370		224
5	1:42.614	45.218		26.867	214	30.529		241									

11	David Mengesdorf, GER/ Raffael Bader, SUI								theoretical besttime: 1:42.794								
1	1:50.638				192	31.247		195	19	2:52.635				209	31.233		
2	1:44.320	46.328	1	27.029	204	30.963		221	20	1:44.768				216	31.167		239
3	1:43.665	46.198		26.965	200	30.502		237	21	1:45.322				210	31.387		240
4	1:43.609	46.022		26.861	212	30.726		234	22	1:44.601				213	30.976		234
5	1:42.825	45.513	192	26.817	213	30.495		237	23	1:44.875				216	31.268		242
6	1:42.892	45.557		26.837	214	30.498		241	24	1:45.510				215	32.049		241
7	1:43.002				215	30.556		240	25	1:47.382				202	31.395		232
8	1:43.882				209	31.080		241	26	1:45.716				211	31.317		239
9	1:43.151	45.482	195	27.019	215	30.650		240	27	1:45.061				214	31.369		237
10	1:45.731				215	33.012		240	28	1:45.193	46.496	1	27.644	215	31.053		237
11	1:45.591	46.581	190	27.453	208	31.557		236	29	1:45.218				214	31.468		239
12	1:44.146				215	31.193		238	30	1:44.558				208	30.983		238
13	1:43.684				214	30.959		237	31	1:47.805				185	32.101		237
14	1:43.944				211	30.922		238	32	1:45.768				211	31.494		242
15	1:43.587				215	30.757		239	33	1:45.552				211	31.240		241
16	1:44.213				213	30.968		238	34	1:45.157				214	31.184		240
17	1:44.131	46.022		27.150	215	30.959		236	35	1:45.716	46.887	192	27.769	207	31.060		233
18	1:51.373	45.938		27.165	209	38.270		240									

12	Oleg Petrishin, RUS/ Gerhard Tweraser, AUT								theoretical besttime: 1:42.319								
1	1:59.426				200	34.531		162	18	1:44.386	46.055		27.065	209	31.266		240
2	1:53.171	51.101		28.819	203	33.251		229	19	1:43.918	45.754	185	27.552	214	30.612		241
3	1:52.152				202	33.657		227	20	1:45.473				203	30.711		238
4	1:52.241				206	33.488		226	21	1:42.450	45.205	196	26.930	213	30.315		240
5	1:52.477				202	33.367		228	22	1:42.466				214	30.552		242
6	1:52.488				203	33.560		224	23	1:44.165	45.507		27.541	210	31.117		241
7	1:52.378				204	33.418		227	24	2:01.189				158	31.566		234
8	1:51.936				205	33.292		227	25	1:45.030				210	31.247		236
9	1:59.772	54.045	169	31.931	199	33.796		227	26	1:43.861				213	30.501		238
10	1:57.865				203	34.598		199	27	1:42.936				214	30.454		237
11	1:58.610				195	35.326		222	28	1:42.661				213	30.480		236
12	1:56.016				198	34.352		216	29	1:42.596	45.110	197	26.922	215	30.564		237
13	2:11.329	52.291		31.656	186	47.382		229	30	1:42.668	45.263		26.942	214	30.463		239
14	3:00.783	2:01.367	188	27.690	196	31.726			31	1:42.564	45.205	198	26.894	215	30.465		239
15	1:45.378				213	30.800		229	32	1:42.824				213	30.569		238
16	1:44.496	46.276		27.169	214	31.051		236	33	1:42.336				212	30.426		237
17	1:43.606	45.678		27.017	214	30.911		239									

14	Alex Müller, GER/ Christian Ott, GER								theoretical besttime: 1:44.757								
1	1:55.759				203	31.984		169	18	1:45.638				211	31.288		243
2	2:51.256	1:48.668	93	30.589	196	31.999		237	19	1:48.428	47.327		28.393	174	32.708		245
3	1:46.117				216	31.305		240	20	1:46.985	46.413		27.630	213	32.942		241
4	1:45.375				218	31.043		241	21	1:45.786				203	31.460		240
5	1:46.519				212	31.421		234	22	1:46.008				213	31.489		236
6	1:49.147				173	32.028		219	23	1:45.844	46.732	190	27.704	212	31.408		233
7	1:46.904	48.176	190	27.648	217	31.080		231	24	1:46.224	46.752		27.775	202	31.697		238
8	1:48.609				211	31.443		241	25	1:46.633				207	31.626		233
9	2:01.657				190	43.889		220	26	1:50.885				209	31.410		234
10	2:03.695				216	31.390			27	1:48.794				214	33.218		239
11	1:47.166				218	32.335		244	28	1:47.140				193	32.263		240
12	1:46.169	46.880	186	27.653	216	31.636		243	29	1:45.499	46.585		27.613	216	31.301		244
13	1:47.511	47.159	181	28.551	203	31.801		239	30	1:45.716	46.538		27.669	215	31.509		244
14	1:57.034				195	41.147		238	31	1:46.964				211	31.560		220



ADAC GT Masters

Lap analysis Rennen 1

Provisional



Circuit Park Zandvoort, Length: 4307 m

Air temperature: 11.7°C

Track temperature: 14.9°C

Weather condition: Wet

Reg. Nr.: KNAF 0301.12.117

Saturday 5.5.2012 12:30

**ADAC Masters
Weekend**

Lap	Time	SE1	SP1	SE2	SP2	SE3	SP3	TSP	Lap	Time	SE1	SP1	SE2	SP2	SE3	SP3	TSP
15	2:54.371				213	31.356			32	1:51.198				152	32.256		222
16	1:47.274	46.259		27.455	216	33.560		242	33	1:47.612				186	32.226		229
17	1:47.326				210	31.496		219									

15 Swen Dolenc, GER/ Martin Ragginger, AUT

theoretical besttime: 1:42.170

1	1:49.082	50.464		27.236	197	31.382		188	19	1:43.555				209	30.477		229
2	1:43.328	46.163	190	26.716	206	30.449		219	20	1:45.012	46.934	183	27.270	202	30.808		230
3	1:42.393				218	30.268		237	21	1:44.220					30.796		230
4	1:42.428				216	30.612		248	22	1:44.104	46.214	190	27.228	212	30.662		231
5	1:42.399	45.289		26.661	219	30.449		237	23	1:43.412	45.527	193	27.208	202	30.677		236
6	1:42.959				219	30.599		243	24	1:43.644	45.655	191	27.427	207	30.562		239
7	1:43.359				217	30.901		239	25	1:43.245				216	30.793		233
8	1:43.555	45.819		27.073	213	30.663		244	26	1:43.596	45.368		27.210	204	31.018		239
9	1:43.421				215	30.593		240	27	1:44.218				202	31.381		231
10	1:44.220	46.467		26.987	219	30.766		229	28	1:43.387				212	30.462		244
11	1:45.368				208	31.363		247	29	1:43.545				202	30.962		234
12	1:45.360	46.048	1	27.836	191	31.476		243	30	1:44.181				213	30.861		238
13	1:44.174				218	30.829		242	31	1:43.821				198	31.055		233
14	1:43.875				216	30.706		249	32	1:44.362	46.340	192	27.197	208	30.825		237
15	1:52.127				215	38.767		243	33	1:44.621				201	31.179		231
16	2:50.205				221	31.258			34	1:43.897				211	30.431		236
17	1:42.739				218	30.272		229	35	1:42.906				209	30.389		228
18	1:42.655	45.241	197	26.810	212	30.604		235									

16 Andrina Gugger, SUI/ Otto Klohs, GER

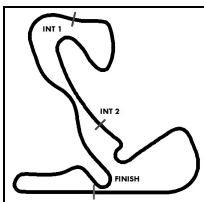
theoretical besttime: 1:44.452

1	1:54.097				196	31.839		170	19	3:17.101				197	33.061		
2	1:46.417				198	31.511		224	20	1:48.787				204	31.964		219
3	1:44.707				204	30.608		245	21	1:49.729				214	31.542		232
4	1:45.195	46.813	1	27.488	208	30.894		238	22	1:46.884				215	31.331		234
5	1:45.218	46.519		27.921	214	30.778		243	23	1:47.066				205	31.652		230
6	1:46.511	47.575	183	27.774	202	31.162		208	24	1:48.160				186	31.580		220
7	1:46.085				205	30.976		219	25	1:46.860				198	31.417		224
8	1:44.946	46.739		27.436	210	30.771		239	26	1:49.855				185	32.362		232
9	1:45.772	46.654	184	27.583	204	31.535		232	27	1:48.263				218	31.127		224
10	1:47.500	47.117	183	28.052	177	32.331		222	28	1:46.824				217	31.289		233
11	1:46.101	46.963		27.780	209	31.358		230	29	1:47.148				181	32.038		244
12	1:46.353				210	31.354		239	30	1:47.216	47.559	190	27.902	204	31.755		220
13	1:45.446				217	30.931		240	31	1:46.352				213	31.044		225
14	1:46.771				217	31.112		243	32	1:45.863				217	31.183		238
15	1:45.240	46.619		27.684	214	30.937			33	1:45.538				210	31.178		231
16	1:46.008	46.808		28.088	214	31.112		239	34	1:49.078				192	31.809		234
17	1:46.118				214	31.343		237									
18	1:53.450	46.408	181	28.108	208	38.934		244									

17 Remo Lips, SUI/ Frank Schmickler, GER

theoretical besttime: 1:43.183

1	1:52.336	52.378	1	28.360	202	31.598		179	18	1:46.555	47.235	1	27.978	216	31.342		247
2	1:44.433	46.424	193	27.169	207	30.840		235	19	1:46.870				215	31.361		236
3	1:44.149	46.627	190	26.964	214	30.558		219	20	1:45.371				214	31.060		247
4	1:43.795	45.853	194	27.244	215	30.698		238	21	1:46.071				215	31.301		242
5	1:43.800	45.719	195	27.439	221	30.642		241	22	1:46.243				219	32.081		247
6	1:43.464				217	30.500		246	23	1:47.126				198	31.872		243
7	1:54.103	45.827	195	27.578	219	40.698		248	24	1:47.561				191	31.845		241
8	4:04.146				216	31.508			25	1:45.895				216	31.455		240
9	1:45.712				219	31.482		239	26	1:46.571	47.396	189	27.660	212	31.515		241
10	1:45.043				215	31.529		245	27	1:47.126				192	31.325		239
11	1:44.628				221	31.022		242	28	1:45.699				201	31.304		244
12	1:44.429	45.828		27.629	217	30.972		247	29	1:44.768	46.157	192	27.477	217	31.134		248
13	1:44.885				220	30.789		244	30	1:45.114				216	31.201		244
14	1:44.261	46.010	1	27.490	219	30.761		246	31	1:44.960				216	31.029		249
15	1:45.453				219	31.000		245	32	1:44.873				216	31.132		248
16	1:50.285				217	36.454		246	33	1:45.071				211	31.197		247



ADAC GT Masters

Lap analysis Rennen 1

Provisional



Circuit Park Zandvoort, Length: 4307 m

Air temperature: 11.7°C

Track temperature: 14.9°C

Weather condition: Wet

Reg. Nr.: KNAF 0301.12.117

Saturday 5.5.2012 12:30

**ADAC Masters
Weekend**

Lap	Time	SE1	SP1	SE2	SP2	SE3	SP3	TSP	Lap	Time	SE1	SP1	SE2	SP2	SE3	SP3	TSP
17	3:34.193				171	31.621											

18 Toni Seiler, SUI/ Frank Kechele, GER

theoretical besttime: 1:42.160

1	1:51.618				204	31.719		190	19	1:42.444				224	30.473		250
2	1:44.391	46.571	1	27.061	221	30.759		223	20	1:42.257				214	30.292		243
3	1:44.088				216	30.654		224	21	1:44.036				205	31.276		246
4	1:43.505	46.012	191	26.971	222	30.522		241	22	1:43.527				207	31.029		250
5	1:42.712				221	30.435		252	23	1:43.017	45.184		27.330	213	30.503		247
6	1:43.167	45.647	190	26.955	219	30.565		251	24	1:42.785	45.176	194	26.910	211	30.699		250
7	1:42.824				223	30.261		251	25	1:42.013				216	30.344		246
8	1:44.050				212	31.364		253	26	1:42.490				205	30.544		248
9	1:42.878				224	30.328		250	27	1:42.631				212	30.608		247
10	1:45.802	45.460	193	27.176	219	33.166		254	28	1:42.810				210	30.558		246
11	1:44.845	46.552		27.052	216	31.241		216	29	1:46.710				207	31.238		236
12	1:44.611				217	30.932		237	30	1:45.417				209	30.672		247
13	1:43.665	45.934		27.052	221	30.679		240	31	1:42.782	45.018		26.881	214	30.883		248
14	1:44.682				219	30.728		251	32	1:42.919	45.482		26.945	209	30.492		241
15	1:52.814				219	40.007		253	33	1:42.989				213	30.384		243
16	2:56.171				204	31.022			34	1:42.482				212	30.380		240
17	1:43.251				207	30.700		239	35	1:44.972				214	31.328		220
18	1:43.280				214	31.063		251									

20 Claudia Hürtgen, GER/ Dominik Schwager, GER

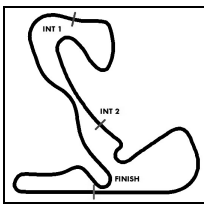
theoretical besttime: 1:41.674

1	2:04.882	1:06.714		27.298	195	30.870			19	1:42.474	45.208	1	26.818	216	30.448		243
2	1:46.213	48.564		26.806	215	30.843		243	20	1:42.440	45.294		26.934	215	30.212		244
3	1:45.288	46.879		27.233	214	31.176		248	21	1:42.046				215	30.085		244
4	1:43.091	46.072	196	26.664	215	30.355		241	22	1:43.813	45.642	194	27.480	208	30.691		241
5	1:42.912	45.082	196	27.069	216	30.761		241	23	1:43.303	45.439	194	27.449	212	30.415		242
6	1:44.918	47.443	179	27.502	212	29.973		211	24	1:47.729	45.527	193	31.062	213	31.140		243
7	1:41.748	45.058	197	26.733	215	29.957		240	25	1:42.717				214	30.285		240
8	1:42.535	45.100	195	27.195	215	30.240		245	26	1:42.150				214	30.221		244
9	1:43.095				201	30.582		243	27	1:42.659				214	30.401		245
10	1:43.206				210	31.197		246	28	1:44.589				209	30.739		245
11	1:41.948				214	29.952		242	29	1:44.102				212	30.769		241
12	1:43.400	45.988		27.026	215	30.386		247	30	1:44.397				212	31.231		243
13	1:42.097				214	30.014		241	31	1:44.542	45.710	193	27.409	214	31.423		241
14	1:43.592				214	30.237		240	32	1:42.954	45.354		27.279	214	30.321		242
15	1:53.559				205	40.549		243	33	1:43.472				210	30.808		246
16	2:48.913				215	30.452			34	1:46.118				212	31.237		241
17	1:42.267				216	30.293		243	35	1:45.156	46.396	1	27.712	209	31.048		226
18	1:41.891				215	30.285		243									

22 Carsten Tilke, GER/ Christian Abt, GER

theoretical besttime: 1:42.360

1	1:53.031	52.698		28.557	201	31.776		189	19	1:42.782	45.318		26.927	213	30.537		241
2	1:45.315				212	31.042		236	20	1:42.815				214	30.674		242
3	1:44.268	46.189	192	27.387	211	30.692		242	21	1:43.114				212	30.617		238
4	1:43.450	45.898	195	26.886	213	30.666		242	22	1:42.983				213	30.561		242
5	1:44.050	45.860	193	27.249	213	30.941		241	23	1:42.870				213	30.385		241
6	1:44.563	46.248	195	27.381	212	30.934		243	24	1:43.462	45.380	197	27.345	212	30.737		242
7	1:45.478	46.904		27.397	214	31.177		240	25	1:43.749				212	30.746		241
8	1:45.182	47.023		27.254	212	30.905		232	26	1:43.941				213	30.771		242
9	1:44.863	46.359	195	27.435	212	31.069		243	27	1:42.928	45.358	195	27.082	214	30.488		239
10	1:47.291	46.717	193	27.407	204	33.167		229	28	1:43.698	45.402		27.372	213	30.924		241
11	1:46.028	46.703	192	27.797	213	31.528		235	29	1:43.806				211	30.475		243
12	1:45.799				213	31.713		240	30	1:43.036	45.403		27.287	210	30.346		243
13	1:45.831				212	31.530		240	31	1:43.410	45.599		27.301	213	30.510		243
14	1:46.546				213	31.454		238	32	1:43.276				212	30.463		242
15	1:53.376				212	38.425		238	33	1:42.966				213	30.464		243
16	2:54.667	1:55.967		27.533	199	31.167			34	1:42.548				214	30.156		243
17	1:43.543	45.612		27.129	211	30.802		238	35	1:43.244				211	30.533		243
18	1:42.949				214	30.642		240									



ADAC GT Masters

Lap analysis Rennen 1



Provisional

Reg. Nr.: KNAF 0301.12.117

Saturday 5.5.2012 12:30

**ADAC Masters
Weekend**

Circuit Park Zandvoort, Length: 4307 m

Air temperature: 11.7°C

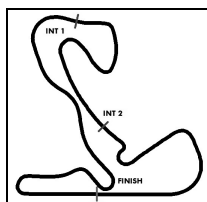
Track temperature: 14.9°C

Weather condition: Wet

Lap	Time	SE1	SP1	SE2	SP2	SE3	SP3	TSP	Lap	Time	SE1	SP1	SE2	SP2	SE3	SP3	TSP	
23		Fredrik Lestrup, SWE/ Martin Matzke, CZE															theoretical besttime: 1:41.249	
1	1:49.476				206	31.696		195	19	3:02.129				215	30.993			
2	1:42.193				214	30.019		233	20	1:45.196				212	30.691		240	
3	1:41.550	45.265	1	26.515	215	29.770		242	21	1:44.150	46.260	1	27.559	215	30.331		241	
4	1:41.889	45.088		26.701	215	30.100		242	22	1:44.312				214	30.552		243	
5	1:42.641				211	29.982		244	23	1:44.270				215	30.868		242	
6	1:41.823				215	29.946		243	24	1:43.714				215	30.714		242	
7	1:42.568				214	30.140		244	25	1:43.841				215	30.767		241	
8	1:43.266	45.323	196	27.510	211	30.433		244	26	1:44.488				210	31.259		244	
9	1:43.082	45.381	198	27.446	212	30.255		242	27	1:46.410				214	30.789		234	
10	1:43.216				209	30.357		245	28	1:43.833				214	30.624		241	
11	1:43.384				212	30.836		233	29	1:43.762				217	30.590		242	
12	1:43.045				215	30.301		243	30	1:43.853				214	30.533		241	
13	1:42.479				215	30.600		243	31	1:43.660	45.785	194	27.355	216	30.520		243	
14	1:42.244				215	30.169		241	32	1:43.881	45.907	190	27.547	216	30.427		244	
15	1:41.968	44.964	1	27.018	215	29.986		242	33	1:43.967				215	30.491		242	
16	1:42.168				216	30.064		240	34	1:43.203				216	30.358		243	
17	1:42.452				216	30.150		242	35	1:43.364	45.456	198	27.601	216	30.307		244	
18	1:48.587				216	36.409		245										

Lap	Time	SE1	SP1	SE2	SP2	SE3	SP3	TSP	Lap	Time	SE1	SP1	SE2	SP2	SE3	SP3	TSP	
24		Marc Hayek, SUI/ Peter Kox, NED															theoretical besttime: 1:41.882	
1	1:56.780	55.091	166	29.137	211	32.552		168	19	1:41.941				214	30.116		238	
2	1:48.203	49.328	155	27.651	211	31.224		235	20	1:42.088				212	30.209		237	
3	1:44.934				212	31.100		237	21	1:41.599				215	30.160		238	
4	1:45.585	46.488		27.895	215	31.202		239	22	1:43.261				215	30.289		237	
5	1:45.937	47.048	182	27.707	214	31.182		240	23	1:41.882	45.070	197	26.808	215	30.004		238	
6	1:46.354	47.182	181	28.025	212	31.147		225	24	1:43.200	45.392	193	26.981	214	30.827		237	
7	1:46.348				211	31.785		239	25	1:42.385				215	30.482		237	
8	1:46.524	46.993	176	28.227	212	31.304		239	26	1:44.452				211	31.316		237	
9	1:46.492	46.471	184	28.759	213	31.262		239	27	1:42.369				214	30.256		232	
10	1:48.726	46.937		28.949	139	32.840		239	28	1:42.347				216	30.270		236	
11	1:46.678	46.772	185	28.282	212	31.624		238	29	1:42.709	45.251		26.983	211	30.475		238	
12	1:45.092	46.033	190	27.426	213	31.633		239	30	1:42.643				207	30.605		238	
13	1:45.113				214	31.113		240	31	1:43.761				213	30.538		237	
14	1:52.308				215	38.923		239	32	1:42.272				216	30.301		239	
15	2:50.829	1:53.127		27.083	213	30.619			33	1:42.663				211	30.444		240	
16	1:43.123	45.707		26.948	215	30.468		233	34	1:42.851				214	30.318		236	
17	1:42.435	45.446	196	26.828	215	30.161		237	35	1:42.864				210	30.519		241	
18	1:42.503				214	30.225		239										

Lap	Time	SE1	SP1	SE2	SP2	SE3	SP3	TSP	Lap	Time	SE1	SP1	SE2	SP2	SE3	SP3	TSP	
25		Georg Engelhardt, GER/ Marco Seefried, GER															theoretical besttime: 1:43.083	
1	1:53.759	53.837	166	28.094	201	31.828		167	19	1:45.153				207	31.212		245	
2	1:45.735				191	31.424		225	20	1:45.266				208	31.233		243	
3	1:44.960				212	30.976		245	21	1:44.127				211	30.791		233	
4	1:45.480	47.142	189	27.418	213	30.920		229	22	1:43.451	45.331	188	27.382	212	30.738		246	
5	1:45.070	46.505	193	27.515	216	31.050		247	23	1:44.241	45.376		27.887	207	30.978		247	
6	1:46.961	47.349	187	28.184	197	31.428		217	24	1:44.305				216	30.986		246	
7	1:46.006	46.783		28.181	214	31.042		232	25	2:05.481	45.688		47.407	169	32.386		246	
8	1:44.813	46.378		27.488	211	30.947		233	26	1:45.410				213	31.562		242	
9	1:45.354	46.561	192	27.422	213	31.371		234	27	1:46.742				211	31.657		236	
10	1:46.501	46.312	191	27.868	196	32.321		237	28	1:44.539				215	30.964		246	
11	1:45.843				207	31.362		241	29	1:44.563				213	31.451		247	
12	1:45.580				217	31.412		241	30	1:45.494				206	31.310		242	
13	1:46.097	46.993	1	27.842	215	31.262		234	31	1:45.792				209	31.202		242	
14	1:46.449	47.013		27.841	214	31.595		245	32	1:45.031				214	31.268		241	
15	1:53.406				197	38.544		242	33	1:45.313	46.441		27.673	208	31.199		242	
16	2:54.310	1:56.558	193	27.039	216	30.713			34	1:44.972				215	31.140		241	
17	1:43.551				215	30.851		246										
18	2:01.937				208	31.695		249										



ADAC GT Masters

Lap analysis Rennen 1



Provisional

Reg. Nr.: KNAF 0301.12.117

Saturday 5.5.2012 12:30

Circuit Park Zandvoort, Length: 4307 m

Air temperature: 11.7°C

Track temperature: 14.9°C

Weather condition: Wet

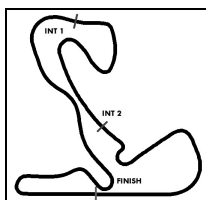
**ADAC Masters
Weekend**

Lap	Time	SE1	SP1	SE2	SP2	SE3	SP3	TSP	Lap	Time	SE1	SP1	SE2	SP2	SE3	SP3	TSP
26 Rene Bourdeaux, GER/ Alfred Renauer, GER									theoretical besttime: 1:43.111								
1	1:53.577			191	31.625	182			19	1:45.509	47.213	192	27.356	217	30.940	232	
2	1:45.195			208	30.879	221			20	1:43.744			215	30.491	223		
3	1:44.249			210	30.482	209			21	1:42.984			220	30.446	237		
4	1:43.772	46.046	1	27.157	206	30.569	222	22	1:43.890			214	30.618	236			
5	1:43.843	45.985	188	27.202	212	30.656	225	23	1:43.826			214	30.669	236			
6	1:44.290	46.282	189	27.359	214	30.649	225	24	1:43.345	45.824	195	27.080	216	30.441	236		
7	1:45.078	46.644	180	27.463	197	30.971	219	25	1:43.493			215	30.667	242			
8	1:44.109			204	30.788	222			26	1:44.017	45.741		27.330	209	30.946	240	
9	1:44.014	45.897	1	27.379	211	30.738	235	27	1:43.618			216	30.747	237			
10	1:45.154			204	31.515	238			28	1:44.287			213	31.302	240		
11	1:44.552	46.202		27.326	210	31.024	232	29	1:43.674	45.590	1	27.297	215	30.787	238		
12	1:45.666			205	31.432	233			30	1:44.527			194	31.127	244		
13	1:45.160			213	31.054	235			31	1:45.057			210	31.258	243		
14	1:44.872			210	30.972	231			32	1:44.115	45.742	1	27.491	215	30.882	245	
15	1:44.634			212	30.939	235			33	1:44.007			215	30.895	242		
16	1:45.390			214	30.919	232			34	1:43.970			214	30.803	244		
17	1:54.337			192	38.929	225			35	1:44.159			211	30.858	246		
18	2:51.436			221	30.524												

27 Andreas Wirth, GER/ Heinz Harald Frentzen, GER									theoretical besttime: 1:40.673								
1	1:45.791			214	30.556	216			14	1:42.234			221	30.598	252		
2	1:40.555			222	29.670	249			15	1:42.194			222	30.441	252		
3	1:41.813	44.388	192	26.735	213	30.690	252	16	1:42.008			224	30.300	252			
4	1:42.420			218	30.459	244			17	1:49.037			219	37.117	250		
5	1:41.476			224	30.015	251			18	2:51.883	1:53.369		27.431	220	31.083		
6	1:40.884			223	29.890	251			19	1:43.111			223	30.510	239		
7	1:41.771			224	30.074	253			20	1:42.791			214	30.666	247		
8	1:41.374			223	30.119	251			21	1:42.307	44.936	1	26.949	223	30.422	249	
9	1:41.786			223	29.996	250			22	1:42.786			213	30.591	240		
10	1:42.666	45.592	198	26.615	222	30.459	252	23	1:42.807			223	30.136	253			
11	1:42.986			217	30.717	249			24	1:41.364			225	30.119	251		
12	1:42.184			224	30.355	247			25	1:42.317	44.903	190	26.902	213	30.512	234	
13	1:41.768			225	30.351	248			26	3:06.009	45.704	190	1:36.944	88	43.361	249	

28 Diego Alessi, ITA/ Daniel Keilwitz, GER									theoretical besttime: 1:40.485								
1	1:46.347			223	30.241	201			19	1:48.336			221	36.663	254		
2	1:40.951			223	29.699	252			20	2:50.006			222	30.514			
3	1:40.585	44.333		26.453	221	29.799	253	21	1:43.521	45.586	199	27.168	217	30.767	250		
4	1:42.544			221	30.297	242			22	1:42.065			221	30.355	252		
5	1:41.614			222	29.984	252			23	1:42.309	44.881	196	27.077	220	30.351	252	
6	1:42.223	44.640	1	26.709	217	30.874	251	24	1:42.949			222	30.841	252			
7	1:41.720	44.648		26.705	224	30.367	251	25	1:42.540			223	30.213	245			
8	1:41.410	44.603		26.552	221	30.255	253	26	1:42.551	44.936	1	27.205	221	30.410	250		
9	1:41.047	44.519		26.607	221	29.921	251	27	1:42.623	45.075		27.086	223	30.462	251		
10	1:41.941			223	30.338	254			28	1:42.711			224	30.570	252		
11	1:41.724	44.763		26.766	223	30.195	252	29	1:42.351	45.015	195	27.049	224	30.287	252		
12	1:41.312			223	30.135	253			30	1:42.101			221	30.163	253		
13	1:41.559			218	30.203	255			31	1:42.630			224	30.409	253		
14	1:41.509			223	30.144	255			32	1:42.487	44.969		27.229	221	30.289	254	
15	1:42.176			218	30.214	254			33	1:42.569			225	30.514	255		
16	1:41.118			223	30.046	254			34	1:43.401	45.180		27.308	220	30.913	255	
17	1:41.916			220	30.507	255			35	1:43.590			221	30.643	254		
18	1:41.764			219	30.249	252											

29 Robert Renauer, GER/ Jeroen Bleekemolen, NED									theoretical besttime: 1:41.553								
1	1:46.512			208	30.646	193			19	2:49.883			210	31.117			
2	1:42.020			214	29.824	229			20	1:44.208	45.963		27.315	203	30.930	233	
3	1:41.861			216	30.122	236			21	1:43.849	45.881		27.217	209	30.751	235	
4	1:41.851	45.184	195	26.733	216	29.934	239	22	1:45.226			208	30.855	236			
5	1:42.034	45.088	199	26.955	218	29.991	238	23	1:43.932			211	30.698	240			



ADAC GT Masters

Lap analysis Rennen 1

Provisional



Circuit Park Zandvoort, Length: 4307 m

Air temperature: 11.7°C

Track temperature: 14.9°C

Weather condition: Wet

Reg. Nr.: KNAF 0301.12.117

Saturday 5.5.2012 12:30

**ADAC Masters
Weekend**

Lap	Time	SE1	SP1	SE2	SP2	SE3	SP3	TSP	Lap	Time	SE1	SP1	SE2	SP2	SE3	SP3	TSP
6	1:41.846	44.996		26.804	217	30.046		240	24	1:44.198				213	30.911		238
7	1:42.580				216	30.453		242	25	1:43.882	45.727		27.195	214	30.960		242
8	1:42.753	45.704		27.032	217	30.017		222	26	1:44.512	46.026		27.465	202	31.021		240
9	1:42.368	45.037		27.070	216	30.261		244	27	1:44.886	46.111		27.400	197	31.375		239
10	1:42.449				216	30.295		247	28	1:44.399	46.542		27.233	212	30.624		228
11	1:42.356				216	30.275		241	29	1:43.644	46.030		27.153	214	30.461		237
12	1:42.246	45.067	1	26.878	214	30.301		246	30	1:43.165	45.638		27.007	214	30.520		239
13	1:42.720				214	30.624		242	31	1:43.284				215	30.452		242
14	1:42.650				215	30.453		245	32	1:43.471	45.653	195	27.249	214	30.569		242
15	1:42.515				215	30.424		240	33	1:43.627	45.720	196	27.290	210	30.617		241
16	1:42.918	45.269	197	27.243	215	30.406		237	34	1:43.498				209	30.563		240
17	1:42.956	45.241	198	27.073	213	30.642		243	35	1:43.558				212	30.739		237
18	1:49.562	45.374		27.237	214	36.951		238									

31 Michael Schulze, GER/ Tobias Schulze, GER

theoretical besttime: 1:44.809

1	1:53.373				203	31.628		177	19	1:45.512				214	31.120		241
2	1:45.715				209	31.058		226	20	1:47.028	46.461	1	28.330	199	32.237		241
3	1:44.969				213	30.797		231	21	1:47.356				181	31.956		243
4	1:45.410				206	31.399		242	22	1:46.494				216	31.461		241
5	1:45.214	46.348	188	27.686	214	31.180		243	23	1:46.006				215	31.605		242
6	1:45.367	46.879	182	27.664	214	30.824		233	24	1:45.849	46.668		27.825	215	31.356		238
7	1:45.918				208	31.028		218	25	1:46.085				213	31.758		240
8	1:45.915				211	31.337		237	26	1:46.702	46.659		28.100	213	31.943		240
9	1:46.918	46.830		28.040	203	32.048		232	27	1:46.298	46.946		27.866	213	31.486		239
10	1:47.573	46.883		28.250	207	32.440		226	28	1:49.706				216	31.473		226
11	1:48.581	47.819	178	29.039	205	31.723		240	29	1:46.642				212	31.661		241
12	1:46.602	46.862		28.174	213	31.566		242	30	1:48.610				214	31.623		218
13	1:47.107				213	31.678		236	31	1:46.889				214	31.544		244
14	1:46.663	46.832		28.286	208	31.545		240	32	1:48.296				197	32.385		243
15	1:48.828				209	32.570		234	33	1:48.286				210	32.318		240
16	1:57.338				205	41.027		214	34	1:50.241				213	31.921		209
17	2:53.621	1:51.111		27.766	217	34.744											
18	1:46.217				214	31.804		229									

32 Johannes Stuck, AUT/ Ferdinand Stuck, AUT

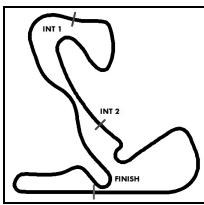
theoretical besttime: 1:41.692

1	1:47.109				216	30.318		188	19	2:51.338				212	30.509		
2	1:42.041				215	30.083		245	20	1:43.614				207	30.612		240
3	1:41.777				216	30.038		244	21	1:43.999				205	30.639		244
4	1:41.730				217	30.067		246	22	1:45.382	47.118	183	27.617	213	30.647		220
5	1:42.000	45.012	195	26.842	216	30.146		246	23	1:43.314				213	30.535		244
6	1:41.692	44.986	195	26.789	217	29.917		243	24	1:44.409	45.987	187	27.370	208	31.052		244
7	1:42.447				216	30.222		247	25	1:43.758	45.647	193	27.337	215	30.774		243
8	1:42.937				215	30.246		235	26	1:44.671	45.764		27.807	211	31.100		240
9	1:42.283				214	30.299		243	27	1:45.202	45.752		27.907	213	31.543		245
10	1:42.635				217	30.297		246	28	1:44.218				217	30.575		237
11	1:42.445				216	30.275		244	29	1:43.740				207	30.562		238
12	1:42.359				217	30.220		247	30	1:43.223				214	30.527		244
13	1:42.376				210	30.662		248	31	1:43.151	45.515	194	27.224	212	30.412		239
14	1:42.783				214	30.607		245	32	1:43.328	45.522	192	27.324	216	30.482		241
15	1:42.469				215	30.458		245	33	1:43.781				210	30.624		246
16	1:42.766	45.007	193	27.263	210	30.496		247	34	1:43.514				212	30.606		242
17	1:42.825	45.275		26.942	211	30.608		244	35	1:43.391	45.447	194	27.544	210	30.400		241
18	1:49.672				215	37.000		240									

33 Kristian Poulsen, DEN/ Christoffer Nygaard, DEN

theoretical besttime: 1:42.367

1	1:50.468	51.134	177	27.889	193	31.445		193	11	1:52.204				212	38.428		232
2	1:44.399				199	31.376		229	12	1:55.350	57.191		27.374	213	30.785		
3	1:43.701	46.043	1	26.804	207	30.854		225	13	1:44.789				209	31.322		241
4	1:43.077	45.788	192	26.800	214	30.489		241	14	1:44.519				210	30.887		229
5	1:42.769	45.539	192	26.905	211	30.325		237	15	1:51.938				207	38.299		243
6	1:42.598				213	30.429		238	16	2:53.055				215	30.650		



ADAC GT Masters

Lap analysis Rennen 1

Provisional



Circuit Park Zandvoort, Length: 4307 m

Air temperature: 11.7°C

Track temperature: 14.9°C

Weather condition: Wet

Reg. Nr.: KNAF 0301.12.117

Saturday 5.5.2012 12:30

**ADAC Masters
Weekend**

Lap	Time	SE1	SP1	SE2	SP2	SE3	SP3	TSP	Lap	Time	SE1	SP1	SE2	SP2	SE3	SP3	TSP
7	1:42.812				209	30.501		237	17	1:42.608	45.645	197	26.814	217	30.149		241
8	1:43.606				203	30.751		234	18	1:43.205				213	30.518		230
9	1:43.091	45.418	193	27.071	210	30.602		234	19	1:51.921	46.606	194	27.402	200	37.913		231
10	1:47.095	45.772		27.669	216	33.654		239									

34 Max Sandritter, GER/ Philip Geipel, GER

theoretical besttime: 1:42.712

1	1:53.448	53.185	172	28.495	200	31.768		179	19	2:53.151	1:53.871	196	27.820	206	31.460		
2	1:45.430	47.366	190	27.405	209	30.659		222	20	1:44.511	46.491		27.467	214	30.553		222
3	1:44.768				198	30.738		231	21	1:43.445				215	30.472		221
4	1:43.927	46.471	189	26.954	220	30.502		252	22	1:44.934				180	30.994		236
5	1:42.997	45.816	190	26.828	216	30.353		248	23	1:44.135				216	30.785		222
6	1:44.032	46.155	181	27.239	215	30.638		225	24	1:44.505				216	30.623		224
7	1:43.995				203	30.738		220	25	1:44.483				212	30.808		225
8	1:45.488	47.043	1	27.954	202	30.491		220	26	1:45.273				199	31.112		235
9	1:44.213	46.070	186	27.306	200	30.837		241	27	1:44.375				212	30.703		208
10	1:43.799	45.531		26.974	219	31.294		235	28	1:43.928				220	30.703		241
11	1:44.196				204	30.770		238	29	1:43.869				221	30.743		246
12	1:43.798	45.558		27.250	214	30.990		245	30	1:43.852	45.932	195	27.410	208	30.510		227
13	1:43.933				219	30.677		240	31	1:44.083	45.797		27.533	215	30.753		237
14	1:44.248				224	31.231		242	32	1:45.394	47.159		27.525	210	30.710		242
15	1:44.144	46.080		27.438	211	30.626		233	33	1:44.245				213	30.797		248
16	1:44.341	46.108		27.371	209	30.862		236	34	1:44.633				206	30.839		234
17	1:45.406	45.828		27.494	209	32.084		228	35	1:45.363	46.260		28.033	206	31.070		242
18	1:58.343	45.934	187	27.340	221	45.069		226									

35 Achim Winter, GER/ Charlie Geipel, GER

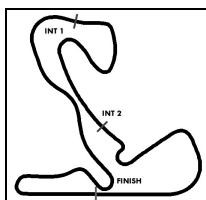
theoretical besttime: 1:43.290

1	1:55.143	54.233		28.805	192	32.105		163	19	1:44.117	46.075	178	27.470	217	30.572		239
2	1:46.557	47.427	182	27.895	211	31.235		230	20	1:53.405				215	39.838		248
3	1:46.305				210	31.230		248	21	2:03.410	1:03.250		29.047	205	31.113		
4	1:46.653	47.571	178	27.766	220	31.316		239	22	1:44.079				220	30.936		238
5	1:46.082	46.973	179	27.482	219	31.627		242	23	1:44.061				204	30.908		246
6	1:46.237	47.054	186	27.715	210	31.468		243	24	1:44.046				199	30.737		231
7	1:46.271	46.940		27.888	211	31.443		241	25	1:44.066				202	30.880		249
8	1:46.307	47.402		27.646	226	31.259		251	26	1:47.740				208	32.730		247
9	1:46.707	47.047		27.774	219	31.886		246	27	1:47.377	45.715		29.806	131	31.856		237
10	1:47.833				180	32.093		239	28	1:44.240				209	30.902		243
11	1:50.136	47.806		28.634	222	33.696		225	29	2:03.174				219	50.132		241
12	1:47.288				220	31.781		230	30	1:44.228	45.615	194	27.546	207	31.067		239
13	1:48.578				193	31.902		230	31	1:44.433				209	30.844		243
14	1:48.124				197	31.933		244	32	1:43.685				212	30.827		243
15	1:56.541	48.677	177	28.442	200	39.422		247	33	1:45.494				197	31.145		250
16	2:56.885				212	30.853			34	1:44.422	45.805		27.642	207	30.975		243
17	1:44.500	45.857		27.103	218	31.540		229									
18	1:43.939				221	30.701		234									

36 Christian Engelhart, GER/ Nick Tandy, GBR

theoretical besttime: 1:42.057

1	1:48.482				200	31.202		209	19	1:43.757	46.168		27.141	215	30.448		229
2	1:41.540				216	29.943		239	20	1:45.113	47.087		27.284	215	30.742		235
3	1:42.103				216	30.048		242	21	1:44.356				217	30.954		234
4	1:42.112				212	30.277		244	22	1:43.824	46.021	186	27.069	216	30.734		235
5	1:42.510	45.045	1	27.386	212	30.079		239	23	1:43.416	45.658		27.262	214	30.496		240
6	1:41.834				209	30.292		247	24	1:43.525				216	30.590		241
7	1:42.652				210	30.386		248	25	1:43.333				216	30.632		233
8	1:43.300				213	30.590		244	26	1:43.722				212	30.962		239
9	1:42.996	45.355		27.288	212	30.353		243	27	1:44.447				212	31.563		241
10	1:43.222	45.362		27.398	207	30.462		245	28	1:44.911	46.557		27.339	214	31.015		237
11	1:43.511	45.218		27.424	207	30.869		245	29	1:44.494	45.601		27.378	212	31.515		239
12	1:44.312				207	30.930		246	30	1:44.319				211	31.181		240
13	1:50.600	45.671		34.028	204	30.901		245	31	1:54.882	45.655	190	27.414	211	41.813		237
14	1:43.507				212	30.555		242	32	1:45.915				205	31.236		218
15	1:44.124				212	31.068		247	33	1:45.854				205	31.457		225
16	1:43.676				211	30.807		242	34	1:45.664	46.626	1	27.665	207	31.373		225



ADAC GT Masters

Lap analysis Rennen 1



Provisional

Reg. Nr.: KNAF 0301.12.117

Saturday 5.5.2012 12:30

Circuit Park Zandvoort, Length: 4307 m

Air temperature: 11.7°C

Track temperature: 14.9°C

Weather condition: Wet

**ADAC Masters
Weekend**

Lap	Time	SE1	SP1	SE2	SP2	SE3	SP3	TSP	Lap	Time	SE1	SP1	SE2	SP2	SE3	SP3	TSP
17	1:50.305				209	37.034		239	35	1:45.689	46.642		27.859	209	31.188		231
18	2:52.810				197	31.141											

37 Sascha Bert, GER/ Luca Ludwig, GER

theoretical besttime: 1:43.039

1	1:51.709	52.328	170	28.189	215	31.192		183	19	1:43.920				220	30.803		248
2	1:44.395				216	30.822		219	20	1:43.394				219	30.595		251
3	1:44.127				215	30.869		240	21	1:43.484				219	30.651		249
4	1:43.333	45.779	192	27.150	216	30.404		240	22	1:43.507				219	30.746		250
5	1:43.033				218	30.284		243	23	1:43.688				220	30.687		249
6	1:43.524				218	30.315		237	24	1:44.835				218	31.390		250
7	1:42.597				218	30.383		246	25	1:44.715				217	30.674		241
8	1:43.394				216	30.996		249	26	1:43.927				214	30.774		246
9	1:43.369	45.605	193	27.201	219	30.563		239	27	1:43.627				220	30.709		248
10	1:45.052				216	32.442		240	28	1:43.617				220	30.648		247
11	1:44.748				215	30.831		236	29	1:43.894				219	30.803		247
12	1:44.855	46.519	1	27.511	216	30.825		242	30	1:43.712				217	30.736		250
13	1:43.908				217	30.724		242	31	1:44.778				217	31.703		249
14	1:45.324				214	30.908		247	32	1:45.049				216	31.001		247
15	1:52.976				217	39.981		245	33	1:44.819				218	31.163		251
16	2:53.195					31.290			34	1:45.451				216	31.163		248
17	1:43.666				220	30.633		245	35	1:47.145	46.574		29.295	216	31.276		248
18	1:45.095				219	32.165		247									

38 Jesse Krohn, FIN/ Nicolas Verdonck, BEL

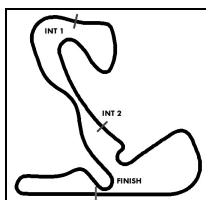
theoretical besttime: 1:41.043

1	1:43.820	47.396	1	26.637	213	29.787		193	19	1:43.818	45.980	194	27.132	220	30.706		241
2	1:40.680				206	29.739		241	20	1:44.140				215	30.785		244
3	1:41.428	44.900	192	26.651	220	29.877		250	21	1:43.795				211	30.651		247
4	1:40.801				217	29.767		247	22	1:45.077				216	30.555		240
5	1:41.041				218	29.760		248	23	1:44.083				217	30.671		244
6	1:40.995				219	30.016		250	24	1:44.305				219	30.704		249
7	1:41.266				218	29.792		241	25	1:43.939	45.785	194	27.324	218	30.830		253
8	1:41.476				218	30.035		248	26	1:44.404				212	30.965		247
9	1:41.500	44.667		26.891	220	29.942		249	27	1:45.108	45.971	1	27.506	215	31.631		246
10	1:43.551	44.735		26.740	223	32.076		246	28	1:43.986	45.942		27.414	219	30.630		249
11	1:42.011				220	30.263		245	29	1:43.644	45.904	196	27.270	219	30.470		238
12	1:42.085				217	30.154		250	30	1:43.396				222	30.504		247
13	1:41.965				219	30.114		244	31	1:43.135				223	30.568		251
14	1:41.986	44.900		26.946	221	30.140		242	32	1:43.509	45.522	196	27.342	222	30.645		243
15	1:41.847				222	30.186		247	33	1:43.655	45.546		27.394	212	30.715		250
16	1:41.875	44.744	197	26.983	217	30.148		245	34	1:43.552				217	30.745		246
17	1:47.600	44.940		27.135	219	35.525		248	35	1:43.505				217	30.855		248
18	3:04.768	2:06.403		27.093	213	31.272											

41 Simon Knap, NED/ Jeroen de Boer, NED

theoretical besttime: 1:40.595

1	1:43.462	47.283		26.473	213	29.706		205	19	1:48.128				214	36.423		243
2	1:41.283	45.185		26.472	214	29.626		240	20	2:53.857	1:56.169	193	27.234	208	30.454		
3	1:42.943				213	31.112		241	21	1:43.702				211	30.622		243
4	1:40.637	44.739	1	26.233	216	29.665		242	22	1:43.784				214	30.206		245
5	1:40.837				216	29.691		244	23	1:41.738	44.918	198	26.813	215	30.007		244
6	1:40.966				215	29.623		244	24	1:42.223				214	30.062		244
7	1:41.273				215	29.782		242	25	1:42.035				215	30.060		242
8	1:41.162	44.753		26.515	216	29.894		244	26	1:42.155				212	30.148		242
9	1:41.740	45.133	196	26.685	213	29.922		244	27	1:42.320				214	29.921		244
10	1:43.439				216	31.573		245	28	1:42.022				215	29.976		243
11	1:42.233				216	30.179		237	29	1:42.386				215	30.170		242
12	1:41.968	45.127	194	26.848	215	29.993		244	30	1:42.244				215	30.051		243
13	1:41.948				216	30.152		245	31	1:42.298				215	30.167		243
14	1:42.178				216	30.178		244	32	1:42.137				215	30.098		244
15	1:41.691				215	30.042		245	33	1:42.294				216	30.150		245
16	1:41.777				216	29.942		245	34	1:43.188				213	30.664		246
17	1:42.120				216	30.203		244	35	1:43.725				214	30.714		242
18	1:41.553				216	30.107		243									



ADAC GT Masters

Lap analysis Rennen 1

Provisional



Circuit Park Zandvoort, Length: 4307 m

Air temperature: 11.7°C

Track temperature: 14.9°C

Weather condition: Wet

Reg. Nr.: KNAF 0301.12.117

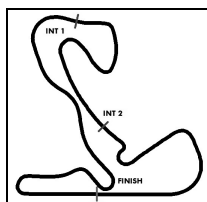
Saturday 5.5.2012 12:30

**ADAC Masters
Weekend**

Lap	Time	SE1	SP1	SE2	SP2	SE3	SP3	TSP	Lap	Time	SE1	SP1	SE2	SP2	SE3	SP3	TSP
42 Maximilian Mayer, GER/ Jan Seyffarth, GER									theoretical besttime: 1:42.666								
1	1:50.956	51.384		27.835	213	31.737		180	19	1:42.699				214	30.338		242
2	1:44.263	46.162	192	27.042	209	31.059		224	20	1:42.952				215	30.598		242
3	1:44.137	46.144	189	27.344	208	30.649		234	21	1:44.433				214	30.820		239
4	1:43.195	45.627	191	26.979	215	30.589		243	22	1:44.006	45.866	193	27.587	212	30.553		239
5	1:42.922	45.463	192	26.965	215	30.494		242	23	1:43.364	45.547	194	27.274	213	30.543		244
6	1:43.170				215	30.489		242	24	1:44.770	45.513	194	28.858	215	30.399		244
7	1:42.723				215	30.358		242	25	1:42.800				214	30.389		243
8	1:43.784				209	31.089		243	26	1:43.323				213	30.628		244
9	1:43.115	45.436		27.018	214	30.661		241	27	1:43.992	45.583		27.371	212	31.038		242
10	1:46.270				214	33.573		243	28	1:44.981	46.406	192	27.855	215	30.720		241
11	1:44.791	45.992		27.419	210	31.380		238	29	1:44.148	45.914		27.391	215	30.843		244
12	1:44.533	46.293		27.070	215	31.170		241	30	1:44.376	45.545	194	27.560	214	31.271		244
13	1:43.646				214	30.882		241	31	1:44.425	45.617	194	27.350	215	31.458		243
14	1:43.868	45.735	194	27.037	212	31.096		241	32	1:42.820				214	30.433		243
15	1:50.208	45.773		27.126	214	37.309		241	33	1:43.720				214	30.884		245
16	2:49.259				214	30.464		241	34	1:46.149	46.690		28.087	213	31.372		243
17	1:42.596				213	30.265		241	35	1:44.537	46.306		27.572	213	30.659		237
18	1:42.474				214	30.407		241									

Lap	Time	SE1	SP1	SE2	SP2	SE3	SP3	TSP	Lap	Time	SE1	SP1	SE2	SP2	SE3	SP3	TSP
43 Gottfried Grasser, AUT/ Tomas Enge, CZE									theoretical besttime: 1:44.939								
1	1:54.800	53.899	1	28.786	200	32.115		174	19	1:45.731				212	31.343		239
2	1:46.251	47.167	187	27.609	210	31.475		234	20	1:48.140				200	32.059		230
3	1:45.389				210	31.070		239	21	1:47.035	46.847		28.365	189	31.823		236
4	1:45.305	46.323	1	27.774	211	31.208		239	22	1:46.304				214	31.355		238
5	1:45.402				212	31.207		236	23	1:46.146				213	31.636		239
6	1:45.634	46.682	190	27.688	211	31.264		236	24	1:46.287	46.844	190	28.130	205	31.313		237
7	1:45.997	46.759	190	27.846	210	31.392		237	25	1:45.648	46.506		27.695	210	31.447		238
8	1:45.225				211	31.007		238	26	1:50.719	47.062		28.287	182	35.370		236
9	1:46.063	46.609	190	27.874	212	31.580		239	27	1:46.862				213	31.861		238
10	1:46.726	46.730	191	27.918	201	32.078		239	28	1:48.739				211	31.628		236
11	1:46.699	47.145	184	28.134	210	31.420		239	29	1:47.068				210	32.096		238
12	1:46.237	46.553		27.994	210	31.690		238	30	1:48.270	47.289	190	27.958	213	33.023		236
13	1:46.855				213	32.082		238	31	1:52.213				211	32.282		236
14	1:46.894	46.930		28.313	211	31.651		236	32	1:48.068	48.212	183	28.120	211	31.736		238
15	1:54.410	47.208		28.181	211	39.021		237	33	1:47.740				210	32.297		236
16	3:01.006	2:01.478	186	27.852	214	31.676		237	34	1:46.968				212	31.522		236
17	1:46.773	46.913		27.750	213	32.110		237									
18	1:46.732				213	31.331		233									

Lap	Time	SE1	SP1	SE2	SP2	SE3	SP3	TSP	Lap	Time	SE1	SP1	SE2	SP2	SE3	SP3	TSP
44 Jan Stovicek, CZE/ Erik Janis, CZE									theoretical besttime: 1:44.860								
1	1:55.826	54.521	166	29.238	211	32.067		162	6	1:46.102	47.159	186	27.854	212	31.089		242
2	1:46.800	48.456		27.305	214	31.039		236	7	1:46.551	46.908	185	27.927	206	31.716		243
3	1:46.163	46.836	187	27.975	211	31.352		245	8	1:46.074	47.068		28.287	212	30.719		243
4	1:45.910	46.881	185	27.926	214	31.103		243									
5	1:46.135	47.068	186	27.705	214	31.362		244									



ADAC GT Masters

Pit stops Rennen 1



Provisional

Reg. Nr.: KNAF 0301.12.117

Saturday 5.5.2012 12:30

**ADAC Masters
Weekend**

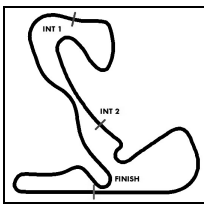
Circuit Park Zandvoort, Length: 4307 m

Air temperature: 11.8°C

Track temperature: 15.0°C

Weather condition: Wet

Nr	Driver in	Day time in	Time in	Driver out	Day time out	Time out	Nett Time
17	Remo Lips	12:43:19	12:28.402	Remo Lips	12:45:42	14:51.152	2:22.750
10	Lance David Arnold	12:46:47	15:56.711	Lance David Arnold	12:49:54	19:03.565	3:06.854
14	Alex Müller	12:48:25	17:34.018	Alex Müller	12:48:45	17:54.224	20.206
33	Kristian Poulsen	12:50:08	19:16.884	Kristian Poulsen	12:50:24	19:33.297	16.413
24	Marc Hayek	12:55:59	25:08.473	Peter Kox	12:57:11	26:20.670	1:12.197
12	Oleg Petrishin	12:56:03	25:12.621	Gerhard Tweraser	12:57:23	26:32.222	1:19.601
1	Dino Lunardi	12:56:33	25:42.005	Maxime Martin	12:57:45	26:54.218	1:12.213
15	Swen Dolenc	12:56:59	26:08.185	Martin Ragginger	12:58:11	27:20.044	1:11.859
42	Maximilian Mayer	12:57:04	26:13.083	Jan Seyffarth	12:58:15	27:24.718	1:11.635
18	Toni Seiler	12:57:06	26:15.795	Frank Kechele	12:58:22	27:31.659	1:15.864
20	Claudia Hürtgen	12:57:07	26:16.735	Dominik Schwager	12:58:20	27:28.898	1:12.163
37	Sascha Bert	12:57:08	26:17.389	Luca Ludwig	12:58:23	27:32.298	1:14.909
7	Kenneth Heyer	12:57:09	26:18.327	Christiaan Frankenhout	12:58:22	27:30.855	1:12.528
33	Kristian Poulsen	12:57:24	26:33.476	Christoffer Nygaard	12:58:36	27:45.194	1:11.718
22	Carsten Tilke	12:57:27	26:36.508	Christian Abt	12:58:43	27:51.812	1:15.304
25	Georg Engelhardt	12:57:35	26:44.539	Marco Seefried	12:58:48	27:57.758	1:13.219
43	Gottfried Grasser	12:57:41	26:50.743	Tomas Enge	12:58:59	28:08.722	1:17.979
2	Florian Spengler	12:57:42	26:51.489	Johannes Leidinger	13:03:30	32:39.521	5:48.032
14	Alex Müller	12:57:46	26:55.181	Christian Ott	12:58:59	28:08.180	1:12.999
35	Achim Winter	12:57:59	27:07.937	Charlie Geipel	12:59:08	28:17.307	1:09.370
3	Albert von Thurn und Taxis	12:59:28	28:36.977	Stefan Rosina	13:00:43	29:52.438	1:15.461
31	Michael Schulze	12:59:34	28:43.286	Tobias Schulze	13:00:44	29:53.383	1:10.097
38	Jesse Krohn	12:59:46	28:55.292	Nicolas Verdonck	13:01:11	30:20.685	1:25.393
27	Andreas Wirth	12:59:53	29:02.061	Heinz Harald Frentzen	13:01:04	30:13.677	1:11.616
5	Sebastian Asch	12:59:57	29:06.129	Maximilian Götz	13:01:12	30:21.541	1:15.412
36	Christian Engelhart	13:00:21	29:30.698	Nick Tandy	13:01:34	30:43.665	1:12.967
26	Rene Bourdeaux	13:00:50	29:59.602	Alfred Renauer	13:02:03	31:11.921	1:12.319
17	Remo Lips	13:01:28	30:37.475	Frank Schmickler	13:03:15	32:24.301	1:46.826
29	Robert Renauer	13:01:44	30:53.244	Jeroen Bleekemolen	13:02:54	32:03.711	1:10.467
32	Johannes Stuck	13:01:45	30:53.880	Ferdinand Stuck	13:02:58	32:07.726	1:13.846
23	Fredrik Lestrup	13:01:48	30:57.357	Martin Matzke	13:03:08	32:17.370	1:20.013
11	David Mengesdorf	13:02:16	31:25.258	Raffael Bader	13:03:28	32:36.914	1:11.656
34	Max Sandritter	13:02:34	31:43.800	Philip Geipel	13:03:45	32:54.602	1:10.802
16	Andrina Gugger	13:02:55	32:04.364	Otto Klohs	13:04:21	33:30.628	1:26.264
41	Simon Knap	13:03:11	32:20.037	Jeroen de Boer	13:04:24	33:33.134	1:13.097
28	Diego Alessi	13:03:12	32:21.443	Daniel Keilwitz	13:04:23	33:32.673	1:11.230
4	Florian Stoll	13:03:39	32:47.837	Daniel Dobitsch	13:04:54	34:03.213	1:15.376
6	Mario Farnbacher	13:03:45	32:54.230	Niclas Kantenich	13:04:57	34:06.435	1:12.205
9	Maximilian Buhk	13:03:49	32:58.666	Andreas Simonsen	13:05:03	34:11.860	1:13.194
8	Dominik Baumann	13:05:28	34:36.897	Hari Proczyk	13:06:38	35:47.745	1:10.848
33	Christoffer Nygaard	13:05:35	34:44.260	Kristian Poulsen	13:07:26	36:35.410	1:51.150
35	Charlie Geipel	13:08:02	37:10.825	Charlie Geipel	13:08:23	37:32.035	21.210
27	Heinz Harald Frentzen	13:17:47	46:55.970				



ADAC GT Masters

Pit stops Rennen 1

Provisional

Reg. Nr.: KNAF 0301.12.117

Saturday 5.5.2012 12:30



**ADAC Masters
Weekend**

Circuit Park Zandvoort, Length: 4307 m

Air temperature: 11.8°C

Track temperature: 15.0°C

Weather condition: Wet

Nr	Driver in	Day time in	Time in	Driver out	Day time out	Time out	Nett Time
28	Daniel Keilwitz	13:34:43	1:03:52.013				
41	Jeroen de Boer	13:34:46	1:03:54.824				
12	Gerhard Tweraser	13:34:48	1:03:56.988	Gerhard Tweraser	13:35:22	1:04:31.731	34.743
2	Johannes Leidinger	13:34:50	1:03:59.132	Johannes Leidinger	13:35:26	1:04:35.317	36.185
38	Nicolas Verdonck	13:34:51	1:04:00.347	Nicolas Verdonck	13:35:28	1:04:37.616	37.269
29	Jeroen Bleekemolen	13:34:53	1:04:02.612				
1	Maxime Martin	13:34:55	1:04:04.340	Maxime Martin	13:35:34	1:04:42.870	38.530
32	Ferdinand Stuck	13:34:56	1:04:05.793	Ferdinand Stuck	13:35:36	1:04:45.646	39.853
5	Maximilian Götz	13:34:59	1:04:08.059	Maximilian Götz	13:35:39	1:04:48.335	40.276
8	Hari Proczyk	13:35:01	1:04:10.529	Hari Proczyk	13:35:43	1:04:52.044	41.515
4	Daniel Dobitsch	13:35:06	1:04:14.970	Daniel Dobitsch	13:35:46	1:04:54.843	39.873
25	Marco Seefried	13:35:08	1:04:16.992	Marco Seefried	13:35:49	1:04:58.119	41.127
23	Martin Matzke	13:35:11	1:04:20.631	Martin Matzke	13:35:52	1:05:01.293	40.662
15	Martin Ragginger	13:35:13	1:04:22.221	Martin Ragginger	13:35:59	1:05:08.170	45.949
6	Niclas Kentenich	13:35:14	1:04:23.495	Niclas Kentenich	13:36:05	1:05:14.491	50.996
9	Andreas Simonsen	13:35:24	1:04:33.011	Andreas Simonsen	13:36:13	1:05:21.833	48.822
7	Christiaan Frankenhout	13:35:25	1:04:34.284	Christiaan Frankenhout	13:36:16	1:05:25.531	51.247
42	Jan Seyffarth	13:35:27	1:04:35.900	Jan Seyffarth	13:36:20	1:05:29.042	53.142
20	Dominik Schwager	13:35:28	1:04:37.022	Dominik Schwager	13:36:20	1:05:29.732	52.710
18	Frank Kechele	13:35:29	1:04:38.728	Frank Kechele	13:36:30	1:05:39.260	1:00.532
31	Tobias Schulze	13:35:32	1:04:41.688	Tobias Schulze	13:36:34	1:05:43.237	1:01.549
14	Christian Ott	13:35:35	1:04:44.093	Christian Ott	13:36:37	1:05:46.696	1:02.603
43	Tomas Enge	13:35:37	1:04:46.139	Tomas Enge	13:36:41	1:05:49.991	1:03.852
36	Nick Tandy	13:35:38	1:04:47.357				
22	Christian Abt	13:35:40	1:04:49.670				
24	Peter Kox	13:35:47	1:04:56.716				
16	Otto Klohs	13:35:49	1:04:57.814				
37	Luca Ludwig	13:35:50	1:04:59.165				
35	Charlie Geipel	13:35:51	1:05:00.406				
26	Alfred Renauer	13:35:54	1:05:03.186				
11	Raffael Bader	13:35:55	1:05:04.213				
17	Frank Schmickler	13:35:59	1:05:07.817				
34	Philip Geipel	13:36:00	1:05:09.413				
3	Stefan Rosina	13:36:06	1:05:15.439	Stefan Rosina	13:36:40	1:05:49.110	33.671
3	Stefan Rosina	13:36:40	1:05:49.110				