

ADAC GT Masters

Results Zeittraining 2



Provisional

Reg. Nr.: KNAF 0301.12.117

Friday 4.5.2012 16:30

**ADAC Masters
Weekend**

Circuit Park Zandvoort, Length: 4307 m

Air temperature: 9.5°C

Track temperature: 12.4°C

Weather condition: Dry

started : 37 classified : 37 not classified : 0

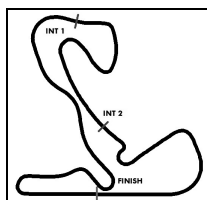
	Drivers	Team	Car	Lap	Best Time	Gap	Diff	Kph	Day Time
1	41 S.Knap/J.de Boer	DB Motorsport	BMW Z4 GT3	5	1:38.745			157.0	17:26:19
2	20 C.Hürtgen/D.Schwager	Schubert Motorsport(GER)	BMW Z4 GT3	4	1:38.763	0.018	0.018	157.0	17:25:13
3	18 T.Seiler(A)/F.Kechele	Callaway Competition(GER)	Corvette Z06.R GT3	3	1:39.094	0.349	0.331	156.5	17:26:08
4	1 D.Lunardi/M.Martin	ALPINA(GER)	BMW Alpina B6 GT3	4	1:39.158	0.413	0.064	156.4	17:37:32
5	15 S.Dolenc(A)/M.Ragginger	FACH AUTO TECH(GER)	Porsche 911 GT3 R	4	1:39.583	0.838	0.425	155.7	17:46:27
6	22 C.Tilke(A)/C.Abt	Prosperia uhc speed(GER)	AUDI R8 LMS ultra	3	1:39.645	0.900	0.062	155.6	17:24:38
7	29 R.Renauer/J.Bleekemolen	FROGREEN CO2 neutral	Porsche 911 GT3 R	4	1:39.659	0.914	0.014	155.6	17:37:45
8	5 S.Asch/M.Götz	kfzteile24 MS RACING Team(GER)	Mercedes Benz AMG SLS GT3	3	1:39.679	0.934	0.020	155.6	17:32:22
9	36 C.Engelhart/N.Tandy	Team Geyer&Weinig EDV Schütz M	Porsche 911 GT3 R	4	1:39.685	0.940	0.006	155.5	17:28:34
10	21 C.Joens/C.Mies	Prosperia uhc speed(GER)	AUDI R8 LMS ultra	5	1:39.739	0.994	0.054	155.5	17:25:13
11	38 J.Krohn/N.Verdonck	Lambda Performance	Ford GT GT3	3	1:39.892	1.147	0.153	155.2	17:24:11
12	24 M.Hayek(A)/P.Kox	Reiter Engineering(GER)	Lamborghini Gallardo LP600+	5	1:39.983	1.238	0.091	155.1	17:23:52
13	7 K.Heyer/C.Frankenhou	Heico Motorsport(GER)	Mercedes Benz AMG SLS GT3	4	1:40.022	1.277	0.039	155.0	17:28:14
14	42 M.Mayer/J.Seyffarth	SMS Seyffarth Motorsport	Mercedes Benz AMG SLS GT3	4	1:40.023	1.278	0.001	155.0	17:22:42
15	33 K.Poulsen(A)/C.Nygaard	Young Driver AMR	Aston Martin V12 Vantage GT3	4	1:40.051	1.306	0.028	155.0	17:37:53
16	32 J.Stuck/F.Stuck	Young Driver AMR	Aston Martin V12 Vantage GT3	3	1:40.199	1.454	0.148	154.7	17:26:51
17	6 M.Farnbacher/N.Kentenich	Farnbacher ESET Racing(GER)	Ferrari 458 Italia GT3	3	1:40.210	1.465	0.011	154.7	17:37:48
18	31 M.Schulze/T.Schulze	Schulze Motorsport	Nissan GT-R GT3	4	1:40.215	1.470	0.005	154.7	17:22:35
19	27 A.Wirth/H.Frentzen	Callaway Competition(GER)	Corvette Z06.R GT3	2	1:40.271	1.526	0.056	154.6	17:37:40
20	23 F.Lestrup/M.Matzke	WestCoastRacing(SWE)	BMW Z4 GT3	10	1:40.475	1.730	0.204	154.3	17:44:12
21	26 R.Bourdeaux(A)/A.Renauer	Team GT 3 Kasko	Porsche 911 GT3 R	3	1:40.497	1.752	0.022	154.3	17:28:06
22	28 D.Alessi/D.Keilwitz	Callaway Competition(GER)	Corvette Z06.R GT3	4	1:40.557	1.812	0.060	154.2	17:22:25
23	9 M.Buhk/A.Simonsen	HEICO Junior Team(GER)	Mercedes Benz AMG SLS GT3	5	1:40.592	1.847	0.035	154.1	17:28:12
24	10 L.Arnold/A.Margaritis	Schöner Wohnen Polarweiss Team	Mercedes Benz AMG SLS GT3	4	1:40.754	2.009	0.162	153.9	17:28:54
25	8 D.Baumann/H.Proczyk	Heico Motorsport(GER)	Mercedes Benz AMG SLS GT3	3	1:40.783	2.038	0.029	153.8	17:27:39
26	3 A.von Thurn und Taxis/S.Rosina	Reiter Engineering(GER)	Lamborghini Gallardo LP600+	3	1:40.790	2.045	0.007	153.8	17:22:50
27	4 F.Stoll/D.Dobitsch	kfzteile24 MS RACING Team(GER)	Mercedes Benz AMG SLS GT3	4	1:40.897	2.152	0.107	153.7	17:31:14
28	25 G.Engelhardt(A)/M.Seefried	Team GT 3 Kasko	Porsche 911 GT3 R	3	1:40.922	2.177	0.025	153.6	17:30:45
29	2 F.Spengler/J.Leidinger	Liqui Moly Team Engstler(GER)	BMW Alpina B6 GT3	6	1:41.065	2.320	0.143	153.4	17:28:30
30	12 O.Petrishin(A)/G.Tweraser	Team rhino's Leipert Motorsport(GE	Lamborghini Gallardo LP600+	5	1:41.214	2.469	0.149	153.2	17:29:22
31	43 G.Grasser/T.Engel	GRT Grasser Racing Team	Lamborghini Gallardo	4	1:41.384	2.639	0.170	152.9	17:35:19
32	37 S.Bert/L.Ludwig	Gemballa Racing	McLaren MP4-12C GT3	5	1:41.454	2.709	0.070	152.8	17:36:35
33	35 A.Winter(A)/C.Geipel	YACO Racing powered by Jochen S	Chevrolet Camaro GT3	5	1:41.607	2.862	0.153	152.6	17:34:47
34	11 D.Mengesdorf/R.Bader	Team rhino's Leipert Motorsport(GE	Lamborghini Gallardo LP600+	9	1:41.820	3.075	0.213	152.3	17:37:44
35	14 A.Müller/C.Ott	MRS GT-Racing(GER)	McLaren MP4-12C GT3	9	1:41.928	3.183	0.108	152.1	17:47:03
36	17 R.Lips/F.Schmickler	Callaway Competition(GER)	Corvette Z06.R GT3	7	1:42.509	3.764	0.581	151.3	17:33:14
37	16 A.Gugger(A)/O.Klohs(A)	FACH AUTO TECH(GER)	Porsche 911 GT3 R	4	1:43.617	4.872	1.108	149.6	17:30:29

Subject to final scrutineering!

Publications Time:

Race Director:

Time Keeping:



ADAC GT Masters

Lap analysis Zeittraining 2



Provisional

Reg. Nr.: KNAF 0301.12.117

Friday 4.5.2012 16:30

Circuit Park Zandvoort, Length: 4307 m

Air temperature: 9.5°C

Track temperature: 12.3°C

Weather condition: Dry

**ADAC Masters
Weekend**

Lap	Time	SE1	SP1	SE2	SP2	SE3	SP3	TSP	Lap	Time	SE1	SP1	SE2	SP2	SE3	SP3	TSP
1	Dino Lunardi, FRA/ Maxime Martin, BEL								theoretical besttime: 1:39.158								
1	17:29.052	16:23.276		31.907	192	33.869			4	1:39.158	43.835		26.073	216	29.250		249
2	1:44.762	47.504		27.236	214	30.022		222	5	1:53.206	44.961		26.992	193	41.253		250
3	1:39.624	44.173		26.111	217	29.340		248									

2	Florian Spengler, GER/ Johannes Leidinger, GER								theoretical besttime: 1:41.065								
1	4:57.676					32.912			7	1:59.286	52.231		27.807	210	39.248		
2	1:44.315				195	30.274			8	9:58.665				180	42.420		
3	1:41.755					30.002		248	9	4:32.899				194	30.851		
4	1:44.562				210	30.394			10	1:41.989				215	30.339		249
5	1:41.335	45.180						1	11	2:00.092				124	39.700		250
6	1:41.065	44.674		26.540	217	29.851		251									

3	Albert von Thurn und Taxis, GER/ Stefan Rosina, SVK								theoretical besttime: 1:43.289								
1	4:27.819	3:28.444		28.670	208	30.705			7	2:00.976	44.494		30.853		45.629		244
2	1:41.513					29.929		243	8	9:05.754	8:02.862		30.602	161	32.290		
3	1:40.790				213	29.525		246	9	1:51.267				212	39.828		
4	1:40.989				213	29.971			10	3:20.736				207	30.613		
5	1:44.834	1:19.267						205	11	1:41.154				212	29.751		237
6	1:48.813	47.345		29.270	183	32.198			12	2:00.671				173	41.750		223

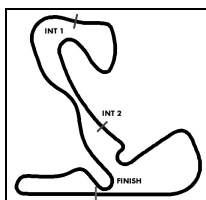
4	Florian Stoll, GER/ Daniel Dobitsch, AUT								theoretical besttime: 1:40.893								
1	11:08.745	10:07.877		29.055	202	31.813			6	9:49.501				213	30.565		
2	1:43.716	46.475		26.767	214	30.474			7	1:42.031				214	30.171		243
3	1:41.591	45.279		26.429		29.883		246	8	1:43.056				214	30.291		245
4	1:40.897	44.613		26.397	215	29.887		246	9	1:52.132				214	37.744		245
5	1:51.157	44.703		26.473	214	39.981		244									

5	Sebastian Asch, GER/ Maximilian Götz, GER								theoretical besttime: 1:39.679								
1	13:58.113	12:52.280		34.216	155	31.617			7	1:40.360				214	29.756		244
2	1:45.153	47.832		27.530	209	29.791		216	8	1:46.328				176	30.374		245
3	1:39.679	43.972		26.195	213	29.512		246	9	1:40.348				212	29.656		245
4	1:44.662	43.996		28.667	134	31.999		246	10	1:47.486				153	31.354		245
5	1:48.039	44.163		26.430	198	37.446		246	11	1:51.001				177	38.823		245
6	7:30.526				169	30.839											

6	Mario Farnbacher, GER/ Niclas Kentenich, GER								theoretical besttime: 1:39.774								
1	19:27.187	18:19.588		34.625	148	32.974			5	1:54.118				182	40.195		248
2	1:40.663	44.856		26.316	217	29.491		248	6	7:42.418				144	31.581		
3	1:40.210	44.065		26.264	217	29.881		249	7	1:40.456				216	29.792		247
4	1:42.319	44.019		26.489	212	31.811		248	8	1:54.941				157	40.528		247

7	Kenneth Heyer, GER/ Christiaan Frankenhou, NED								theoretical besttime: 1:39.968								
1	8:05.417				187	32.706			5	1:47.662	44.198		28.423		35.041		247
2	1:48.924				197	30.850		220	6	1:57.215	51.625		32.947	137	32.643		167
3	1:40.585	56.205						245	7	1:59.621	44.705		29.909	157	45.007		245
4	1:40.022	44.252		26.198	214	29.572		246									

8	Dominik Baumann, AUT/ Hari Proczyk, AUT								theoretical besttime: 1:40.344								
1	9:13.666				200	34.090			6	1:57.100	48.989		27.673	207	40.438		242
2	1:44.795	1:36.556						236	7	11:53.885				206	30.882		
3	1:40.783	44.635		26.356	213	29.792		242	8	1:42.269				211	30.230		
4	1:42.029	44.196		26.894		30.939		243	9	1:48.298				212	37.006		243
5	1:40.832	44.476		26.558	212	29.798		241									



ADAC GT Masters

Lap analysis Zeittraining 2



Provisional

Reg. Nr.: KNAF 0301.12.117

**ADAC Masters
Weekend**

Circuit Park Zandvoort, Length: 4307 m

Air temperature: 9.5°C

Track temperature: 12.3°C

Weather condition: Dry

Friday 4.5.2012 16:30

Lap	Time	SE1	SP1	SE2	SP2	SE3	SP3	TSP	Lap	Time	SE1	SP1	SE2	SP2	SE3	SP3	TSP
9	Maximilian Buhk, GER/ Andreas Simonsen, GER									theoretical besttime: 1:40.489							
1	6:24.740					31.445			6	1:49.802	44.406		31.735	153	33.661		244
2	1:43.156				210	30.276		240	7	1:45.985	47.604		28.150	210	30.231		238
3	1:42.989				204	30.333			8	1:41.461	44.674		26.715	210	30.072		243
4	1:40.708	59.631						244	9	1:48.768	44.658		26.483	211	37.627		243
5	1:40.592	44.424		26.568	212	29.600		243									

10	Lance David Arnold, GER/ Alexandros Margaritis, GRE									theoretical besttime: 1:40.754							
1	8:49.745					31.915			7	1:58.337	48.175		27.348	202	42.814		242
2	1:43.367				208	30.954		240	8	8:04.640				210	30.609		242
3	1:41.100	44.842						241	9	1:41.625				212	29.996		240
4	1:40.754	44.466		26.546	211	29.742		242	10	1:41.220				212	29.930		242
5	1:45.681	44.762		30.453	206	30.466			11	1:41.351				212	29.893		242
6	1:41.245	44.584		26.647	211	30.014		242	12	1:53.818				181	38.629		242

11	David Mengesdorf, GER/ Raffael Bader, SUI									theoretical besttime: 1:41.585							
1	8:51.543				191	40.046			6	1:41.996	45.278		26.461	207	30.257		242
2	1:56.483				210	30.507			7	1:42.173	45.321		26.531	211	30.321		242
3	1:42.360	45.467		26.679		30.214			8	1:42.030	45.266		26.482	211	30.282		243
4	1:43.709	45.068		26.346	211	32.295		241	9	1:41.820	45.027		26.563	211	30.230		243
5	1:42.458	45.151		27.095	210	30.212		240	10	1:57.639	46.043		27.430	178	44.166		243

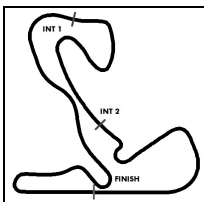
12	Oleg Petrishin, RUS/ Gerhard Tweraser, AUT									theoretical besttime: 1:41.166							
1	7:20.045					43.895			6	1:41.951	45.003		26.769	213	30.179		243
2	1:58.147				208	30.859			7	1:41.653	44.715		26.520	213	30.418		243
3	1:41.564	1:32.069						243	8	1:41.860	45.079		26.666	214	30.115		243
4	1:41.368	44.620		26.464	213	30.284		244	9	1:42.070	45.022		26.737	214	30.311		244
5	1:41.214	44.590		26.512	212	30.112		244	10	1:56.743	45.081		26.785	214	44.877		244

14	Alex Müller, GER/ Christian Ott, GER									theoretical besttime: 1:42.355							
1	6:05.912				204	31.964			7	13:40.266				198	33.784		
2	1:46.284				212	30.789			8	1:41.931				216	30.030		247
3	1:42.926				211	30.590			9	1:41.928				215	30.360		248
4	1:43.065	1:15.283						249	10	1:42.485				216	30.959		248
5	1:42.448	45.399		26.926	217	30.123			11	1:41.953				212	30.207		248
6	1:58.950	46.566		30.382	171	42.002		250	12	1:53.568				208	40.664		249

15	Swen Dolenc, GER/ Martin Ragginger, AUT									theoretical besttime: 29.508							
1	26:17.333				175	32.155			4	1:39.583				220	29.508		248
2	1:50.836				103	30.396		215	5	2:02.646				117	44.691		253
3	1:39.660				223	29.607		249									

16	Andrina Gugger, SUI/ Otto Klohs, GER									theoretical besttime: 1:43.554							
1	10:05.531					34.153			5	1:44.175	45.919		27.694	219	30.562		219
2	1:55.665	53.956		30.393	195	31.316		210	6	1:56.699	47.871		29.315	189	39.513		230
3	1:44.506	46.659		27.360	215	30.487		239	7	4:16.450	3:17.180		27.949	196	31.321		
4	1:43.617	45.884		27.423	212	30.310		248	8	1:55.562				216	41.857		246

17	Remo Lips, SUI/ Frank Schmickler, GER									theoretical besttime: 1:42.233							
1	7:22.066					44.848			6	1:42.569	45.563		26.707	214	30.299		243
2	2:08.859				177	33.298			7	1:42.509	45.288		26.709	220	30.512		251
3	1:44.191	1:19.441						222	8	1:59.495	51.414		28.126	203	39.955		238
4	1:43.001	45.867		26.646	209	30.488			9	4:26.162	2:37.002		39.805	137	1:09.355		
5	1:51.217	48.441		30.488	179	32.288		244									



ADAC GT Masters

Lap analysis Zeittraining 2



Provisional

Reg. Nr.: KNAF 0301.12.117

Friday 4.5.2012 16:30

Circuit Park Zandvoort, Length: 4307 m

Air temperature: 9.5°C

Track temperature: 12.3°C

Weather condition: Dry

**ADAC Masters
Weekend**

Lap	Time	SE1	SP1	SE2	SP2	SE3	SP3	TSP	Lap	Time	SE1	SP1	SE2	SP2	SE3	SP3	TSP
18	Toni Seiler, SUI/ Frank Kechele, GER								theoretical besttime: 1:52.024								
1	7:18.186					43.227			4	1:39.313	44.071						
2	2:11.445				179	33.097			5	2:15.901	53.673		34.856		47.372		255
3	1:39.094	1:20.684						253	6	21:47.500				159	41.868		

20	Claudia Hürtgen, GER/ Dominik Schwager, GER								theoretical besttime: 1:43.975								
1	4:56.518				202	42.343			4	1:38.763				217	28.928		249
2	1:58.161				214	29.918			5	1:52.270	46.789		28.258	188	37.223		
3	1:40.390				215	29.418			6	19:54.601				79	55.767		

21	Christer Joens, GER/ Christopher Mies, GER								theoretical besttime: 1:42.733								
1	3:11.357	2:04.359		28.429	207	38.569			6	1:54.873	44.618		28.826		41.429		246
2	1:55.589				210	30.434			7	16:27.165				178	30.700		
3	1:40.407					29.680			8	1:40.282				211	29.543		242
4	1:46.311				150	33.164		244	9	1:40.157				212	29.478		242
5	1:39.739				212	29.289		244	10	1:55.212				175	44.248		244

22	Carsten Tilke, GER/ Christian Abt, GER								theoretical besttime: 1:47.970								
1	5:55.768				170	42.600			5	1:57.094	49.844		28.768		38.482		
2	2:03.076				166	32.536			6	19:37.429				206	30.900		
3	1:39.645					29.439			7	1:39.687				211	29.358		243
4	1:39.940	1:11.968						245									

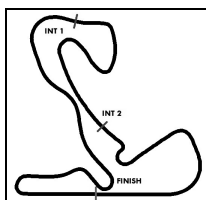
23	Fredrik Lestrup, SWE/ Martin Matzke, CZE								theoretical besttime: 1:40.401								
1	5:00.720					32.567			7	10:22.935	9:20.092		30.699	194	32.144		
2	1:46.126				1	30.778		233	8	1:42.000				216	29.774		
3	1:49.453					132	34.366	247	9	1:40.862				217	29.557		246
4	1:40.787					216	29.800	249	10	1:40.475				217	29.504		247
5	1:40.580	44.564							11	1:40.972				217	29.745		248
6	1:48.511	45.040			26.333	216	37.138	1	12	2:18.589				201	42.521		238

24	Marc Hayek, SUI/ Peter Kox, NED								theoretical besttime: 1:39.980								
1	2:03.596	1:00.642	160	30.140	195	32.814			6	1:49.631				210	36.298		239
2	1:46.218	47.785		27.552		30.881		222	7	4:29.237	3:32.157		27.072	208	30.008		
3	1:41.703				1	29.802			8	1:40.277	44.266		26.365	212	29.646		238
4	1:40.588				211	29.688		1	9	1:50.562	44.282		26.265	213	40.015		240
5	1:39.983				212	29.449		238									

25	Georg Engelhardt, GER/ Marco Seefried, GER								theoretical besttime: 1:40.572								
1	12:22.386	11:19.296		31.395		31.695			7	1:55.629				172	42.648		
2	1:42.032	45.577		26.261	218	30.194		246	8	7:54.247				171	33.783		
3	1:40.922	44.439		26.590	215	29.893		250	9	1:41.419				217	29.872		247
4	1:41.603	45.050		26.452	215	30.101		248	10	1:42.251				212	30.358		250
5	1:51.067	45.638		26.773	215	38.656		250	11	1:57.382				165	42.603		249
6	4:33.661	3:34.777		27.913	194	30.971											

26	Rene Bourdeaux, GER/ Alfred Renauer, GER								theoretical besttime: 1:40.410								
1	9:44.087					32.359			6	1:41.274				219	29.817		241
2	1:41.782	1:06.289						231	7	1:41.159				218	29.984		249
3	1:40.497	44.454		26.323		29.720		248	8	1:41.434				218	30.028		250
4	1:55.854	44.367		28.990	1	42.497			9	2:00.585				178	43.309		215
5	11:30.362				141	35.141											

27	Andreas Wirth, GER/ Heinz Harald Frentzen, GER								theoretical besttime: 1:39.376								
1	20:59.897	19:59.166		29.410	178	31.321			5	6:01.215				124	33.680		
2	1:40.271	44.394		26.391	219	29.486		249	6	1:43.694				186	30.077		246
3	1:40.617	43.649		26.241	222	30.727		254	7	1:53.882				221	43.608		254
4	1:55.207				193	37.290		247									



ADAC GT Masters

Lap analysis Zeittraining 2



Provisional

Reg. Nr.: KNAF 0301.12.117

Friday 4.5.2012 16:30

Circuit Park Zandvoort, Length: 4307 m

Air temperature: 9.5°C

Track temperature: 12.3°C

Weather condition: Dry

**ADAC Masters
Weekend**

Lap	Time	SE1	SP1	SE2	SP2	SE3	SP3	TSP	Lap	Time	SE1	SP1	SE2	SP2	SE3	SP3	TSP
28	Diego Alessi, ITA/ Daniel Keilwitz, GER								theoretical besttime: 1:40.595								
1	2:22.824				138	31.240			5	1:49.834					38.466		
2	1:41.238	44.386		27.076		29.776		251	6	12:26.272	11:29.886		26.506	220	29.880		
3	1:40.721				221	29.826			7	1:41.503	44.774		26.982	221	29.747		254
4	1:40.557				220	29.703		254									

29	Robert Renauer, GER/ Jeroen Bleekemolen, NED								theoretical besttime: 1:39.659								
1	17:44.628	16:34.817		32.837	111	36.974			4	1:39.659	43.971		26.187	216	29.501		249
2	1:41.474	45.028		26.346	213	30.100		239	5	1:58.965				194	39.230		211
3	1:39.878	44.054		26.238	217	29.586		249									

31	Michael Schulze, GER/ Tobias Schulze, GER								theoretical besttime: 1:42.641								
1	2:31.174				123	35.609			6	12:43.389	11:44.663		27.967	177	30.759		
2	1:43.421	46.086		26.934	212	30.401		238	7	1:48.365	48.379		29.653	206	30.333		243
3	1:40.805				212	29.661		244	8	1:41.340				213	29.809		
4	1:40.215				213	29.621			9	2:01.149				186	42.817		184
5	1:53.226				212	37.792		225									

32	Johannes Stuck, AUT/ Ferdinand Stuck, AUT								theoretical besttime: 1:39.795								
1	8:29.560					33.684			7	1:57.167	49.109		26.643	205	41.415		247
2	1:41.378				215	29.944			8	4:22.708	3:23.212		29.319	214	30.177		
3	1:40.199	44.413						247	9	1:42.739				214	31.234		249
4	1:40.358	44.518		26.101	217	29.739		241	10	1:41.322				215	30.149		248
5	1:52.538	48.153		27.836	188	36.549			11	1:40.485				217	29.478		247
6	1:40.415	44.216		26.449	217	29.750		246	12	1:54.822				211	40.803		244

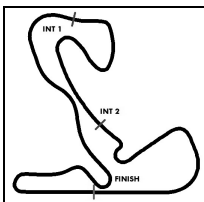
33	Kristian Poulsen, DEN/ Christoffer Nygaard, DEN								theoretical besttime: 1:40.033								
1	17:48.179	16:38.122		34.335	126	35.722			6	1:54.814				182	38.406		247
2	1:44.968	46.453		27.295	211	31.220		229	7	4:45.092				196	30.669		
3	1:40.714	44.721		26.364	212	29.629		243	8	1:45.315				176	32.146		245
4	1:40.051	44.209		26.281	215	29.561		248	9	1:40.335				214	29.602		247
5	1:40.190				214	29.543		250	10	2:04.975				142	43.486		249

35	Achim Winter, GER/ Charlie Geipel, GER								theoretical besttime: 1:41.584								
1	12:54.538	11:46.281		33.950	97	34.307			6	1:41.780	44.961		26.644	216	30.175		239
2	1:47.756	48.722		28.422		30.612			7	1:55.762	47.993		29.975	179	37.794		237
3	1:42.059	45.216		26.630	216	30.213		243	8	4:31.123				203	30.453		
4	1:41.995	45.108		26.674	223	30.213		250	9	1:49.667				220	37.937		241
5	1:41.607	44.893		26.516	224	30.198		246									

36	Christian Engelhart, GER/ Nick Tandy, GBR								theoretical besttime: 1:39.685								
1	8:26.519					33.760			4	1:39.685	43.823		26.290	216	29.572		246
2	1:46.142				210	30.465		214	5	1:40.057	43.859		26.330	216	29.868		246
3	1:42.431	44.446						246	6	1:55.382	48.000		28.644	180	38.738		239

37	Sascha Bert, GER/ Luca Ludwig, GER								theoretical besttime: 1:41.422								
1	14:47.409	13:45.255		30.005		32.149			6	1:41.626	44.939		26.701	210	29.986		246
2	1:42.814	45.619		26.757	210	30.438		240	7	1:52.735				204	37.914		242
3	1:42.021	45.162		26.731	210	30.128		243	8	7:35.554				208	30.620		
4	1:41.861	44.925		26.658	211	30.278		244	9	1:42.312				211	30.233		243
5	1:41.454	44.813		26.690	211	29.951		245	10	1:52.435				211	40.475		244

38	Jesse Krohn, FIN/ Nicolas Verdonck, BEL								theoretical besttime: 1:43.472								
1	5:48.933				198	31.626			7	13:56.437				217	29.927		
2	1:42.277				222	30.022			8	1:39.958				218	29.668		255
3	1:39.892				217	29.528		254	9	1:40.021				221	29.713		256
4	1:40.331	1:39.130						256	10	1:40.502				222	29.709		252
5	1:53.501	44.508		30.220		38.773		253	11	1:57.555				214	37.945		254
6	2:05.110	57.122		29.436	1	38.552		181									



ADAC GT Masters

Lap analysis Zeittraining 2

Provisional

Reg. Nr.: KNAF 0301.12.117

Friday 4.5.2012 16:30



**ADAC Masters
Weekend**

Circuit Park Zandvoort, Length: 4307 m

Air temperature: 9.5°C

Track temperature: 12.3°C

Weather condition: Dry

Lap	Time	SE1	SP1	SE2	SP2	SE3	SP3	TSP	Lap	Time	SE1	SP1	SE2	SP2	SE3	SP3	TSP
41 Simon Knap, NED/ Jeroen de Boer, NED									theoretical besttime: 1:47.603								
1	4:39.948	3:31.852		35.256		32.840			4	1:40.985					31.056		
2	1:40.971				1	29.444		243	5	1:38.745							248
3	1:39.099				213	29.265		245	6	1:57.844	49.446		28.892		39.506		249
42 Maximilian Mayer, GER/ Jan Seyffarth, GER									theoretical besttime: 1:41.313								
1	2:38.369			190		37.869			7	1:40.361			211		29.604		241
2	1:43.329	45.240		27.467	187	30.622		237	8	2:02.173			128		44.642		241
3	1:40.468				210	29.452			9	5:48.794			211		29.793		
4	1:40.023				210	29.469		1	10	1:40.079			212		29.405		242
5	2:03.495				139	44.362		243	11	1:40.838			211		29.667		243
6	13:21.550	12:24.897		26.668	210	29.985			12	1:59.433			137		44.766		243
43 Gottfried Grasser, AUT/ Tomas Enge, CZE									theoretical besttime: 1:41.374								
1	15:13.021	14:12.244		29.477	200	31.300			6	9:51.826			95		34.528		
2	1:43.782	46.075		27.318	209	30.389		237	7	1:41.645			211		29.977		243
3	1:41.653	45.021		26.587	210	30.045		238	8	1:49.451			151		31.970		244
4	1:41.384	44.978		26.477	210	29.929		239	9	1:43.890			184		31.178		243
5	1:48.916	44.968		26.586	210	37.362		240	10	1:52.671			202		39.659		243