

ADAC GT Masters

Results Zeittraining 1



Provisional

Reg. Nr.: KNAF 0301.12.117

Friday 4.5.2012 15:40

**ADAC Masters
Weekend**

Circuit Park Zandvoort, Length: 4307 m

Air temperature: 9.4°C

Track temperature: 12.2°C

Weather condition: Dry

started : 39 classified : 39 not classified : 0

	Drivers	Team	Car	Lap	Best Time	Gap	Diff	Kph	Day Time
1	28 D.Alessi/D.Keilwitz	Callaway Competition(GER)	Corvette Z06.R GT3	4	1:39.264			156.2	16:27:37
2	41 S.Knap/J.de Boer	DB Motorsport	BMW Z4 GT3	5	1:39.556	0.292	0.292	155.7	16:36:24
3	5 S.Asch/M.Götz	kfzteile24 MS RACING Team(GER)	Mercedes Benz AMG SLS GT3	3	1:39.604	0.340	0.048	155.7	16:32:34
4	1 D.Lunardi/M.Martin	ALPINA(GER)	BMW Alpina B6 GT3	4	1:39.882	0.618	0.278	155.2	16:27:10
5	27 A.Wirth/H.Frentzen	Callaway Competition(GER)	Corvette Z06.R GT3	6	1:40.005	0.741	0.123	155.0	16:50:55
6	20 C.Hürtgen/D.Schwager	Schubert Motorsport(GER)	BMW Z4 GT3	12	1:40.006	0.742	0.001	155.0	17:04:29
7	21 C.Joens/C.Mies	Prosperia uhc speed(GER)	AUDI R8 LMS ultra	7	1:40.058	0.794	0.052	155.0	16:38:33
8	23 F.Lestrup/M.Matzke	WestCoastRacing(SWE)	BMW Z4 GT3	10	1:40.132	0.868	0.074	154.8	16:57:28
9	29 R.Renauer/J.Bleekemolen	FROGREEN CO2 neutral	Porsche 911 GT3 R	4	1:40.209	0.945	0.077	154.7	16:40:31
10	38 J.Krohn/N.Verdonck	Lambda Performance	Ford GT GT3	4	1:40.216	0.952	0.007	154.7	16:29:25
11	32 J.Stuck/F.Stuck	Young Driver AMR	Aston Martin V12 Vantage GT3	11	1:40.353	1.089	0.137	154.5	17:04:52
12	6 M.Farnbacher/N.Kentenich	Farnbacher ESET Racing(GER)	Ferrari 458 Italia GT3	5	1:40.426	1.162	0.073	154.4	16:31:55
13	36 C.Engelhart/N.Tandy	Team Geyer&Weinig EDV Schütz M	Porsche 911 GT3 R	7	1:40.449	1.185	0.023	154.4	16:51:17
14	4 F.Stoll/D.Dobitsch	kfzteile24 MS RACING Team(GER)	Mercedes Benz AMG SLS GT3	11	1:40.467	1.203	0.018	154.3	16:57:28
15	2 F.Spengler/J.Leidinger	Liqui Moly Team Engstler(GER)	BMW Alpina B6 GT3	4	1:40.528	1.264	0.061	154.2	16:39:28
16	10 L.Arnold/A.Margaritis	Schöner Wohnen Polarweiss Team	Mercedes Benz AMG SLS GT3	3	1:40.692	1.428	0.164	154.0	16:50:25
17	8 D.Baumann/H.Proczyk	Heico Motorsport(GER)	Mercedes Benz AMG SLS GT3	3	1:40.694	1.430	0.002	154.0	16:27:33
18	15 S.Dolenc(A)/M.Ragginger	FACH AUTO TECH(GER)	Porsche 911 GT3 R	6	1:40.934	1.670	0.240	153.6	16:57:07
19	33 K.Poulsen(A)/C.Nygaard	Young Driver AMR	Aston Martin V12 Vantage GT3	3	1:40.980	1.716	0.046	153.5	16:25:36
20	9 M.Buhk/A.Simonsen	HEICO Junior Team(GER)	Mercedes Benz AMG SLS GT3	5	1:41.039	1.775	0.059	153.5	16:48:36
21	11 D.Mengesdorf/R.Bader	Team rhino's Leipert Motorsport(GE	Lamborghini Gallardo LP600+	8	1:41.094	1.830	0.055	153.4	16:37:26
22	18 T.Seiler(A)/F.Kechele	Callaway Competition(GER)	Corvette Z06.R GT3	8	1:41.322	2.058	0.228	153.0	16:36:57
23	42 M.Mayer/J.Seyffarth	SMS Seyffarth Motorsport	Mercedes Benz AMG SLS GT3	9	1:41.391	2.127	0.069	152.9	16:51:42
24	22 C.Tilke(A)/C.Abt	Prosperia uhc speed(GER)	AUDI R8 LMS ultra	8	1:41.621	2.357	0.230	152.6	16:51:05
25	3 A.von Thum und Taxis/S.Rosina	Reiter Engineering(GER)	Lamborghini Gallardo LP600+	4	1:41.758	2.494	0.137	152.4	16:34:27
26	26 R.Bourdeaux(A)/A.Renauer	Team GT 3 Kasko	Porsche 911 GT3 R	6	1:41.887	2.623	0.129	152.2	16:51:40
27	7 K.Heyer/C.Frankenhou	Heico Motorsport(GER)	Mercedes Benz AMG SLS GT3	4	1:41.957	2.693	0.070	152.1	16:37:33
28	40 B.Herndlhofer/C.Mamerow	MAMEROW Racing	AUDI R8 LMS ultra	4	1:42.236	2.972	0.279	151.7	16:39:04
29	37 S.Bert/L.Ludwig	Gemballa Racing	McLaren MP4-12C GT3	7	1:42.364	3.100	0.128	151.5	16:52:33
30	31 M.Schulze/T.Schulze	Schulze Motorsport	Nissan GT-R GT3	5	1:42.490	3.226	0.126	151.3	16:30:06
31	16 A.Gugger(A)/O.Klohs(A)	FACH AUTO TECH(GER)	Porsche 911 GT3 R	4	1:42.588	3.324	0.098	151.1	16:40:42
32	25 G.Engelhardt(A)/M.Seefried	Team GT 3 Kasko	Porsche 911 GT3 R	9	1:43.004	3.740	0.416	150.5	16:52:22
33	17 R.Lips/F.Schmickler	Callaway Competition(GER)	Corvette Z06.R GT3	6	1:43.041	3.777	0.037	150.5	16:31:38
34	14 A.Müller/C.Ott	MRS GT-Racing(GER)	McLaren MP4-12C GT3	10	1:43.126	3.862	0.085	150.4	16:54:31
35	43 G.Grasser/T.Enge	GRT Grasser Racing Team	Lamborghini Gallardo	11	1:43.163	3.899	0.037	150.3	16:53:17
36	24 M.Hayek(A)/P.Kox	Reiter Engineering(GER)	Lamborghini Gallardo LP600+	12	1:43.624	4.360	0.461	149.6	16:53:49
37	35 A.Winter(A)/C.Geipel	YACO Racing powered by Jochen S	Chevrolet Camaro GT3	7	1:45.727	6.463	2.103	146.7	16:50:08
38	44 J.Stovicek(A)/E.Janis	HEICO-GRAVITY CHAROUZ TEAM	Mercedes Benz AMG SLS GT3	2	1:46.611	7.347	0.884	145.4	16:24:26
39	12 O.Petrishin(A)/G.Tweraser	Team rhino's Leipert Motorsport(GE	Lamborghini Gallardo LP600+	13	1:53.375	14.111	6.764	136.8	17:05:20

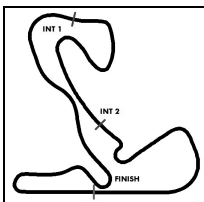
Überschreitung max. Rundenzahl § 34.2 # 12

Subject to final scrutineering!

Publications Time:

Race Director:

Time Keeping:



ADAC GT Masters

Lap analysis Zeittraining 1



Provisional

Reg. Nr.: KNAF 0301.12.117

Friday 4.5.2012 15:40

Circuit Park Zandvoort, Length: 4307 m

Air temperature: 9.8°C

Track temperature: 13.4°C

Weather condition: Dry

**ADAC Masters
Weekend**

Lap	Time	SE1	SP1	SE2	SP2	SE3	SP3	TSP	Lap	Time	SE1	SP1	SE2	SP2	SE3	SP3	TSP
1	Dino Lunardi, FRA/ Maxime Martin, BEL								theoretical besttime: 1:39.757								
1	2:06.403	1:03.569	172	30.290	194	32.544			6	1:40.046	44.153	196	26.387	216	29.506		251
2	1:43.606	46.878	195	26.327	215	30.401		240	7	1:49.626	44.613	197	26.402	218	38.611		252
3	1:40.099	44.445	193	26.213	217	29.441		248	8	27:02.461				188	31.379		
4	1:39.882	44.278	193	26.176	217	29.428		250	9	1:53.119				217	39.885		248
5	1:42.573	45.752	185	27.280	216	29.541		250									

2	Florian Spengler, GER/ Johannes Leidinger, GER								theoretical besttime: 1:40.388								
1	14:23.570	13:16.488	149	32.840	185	34.242			5	2:05.148	51.474	146	29.712	190	43.962		252
2	1:43.308	46.684	195	26.745	217	29.879		241	6	16:37.819				116	31.266		
3	1:40.902	44.765	198	26.392	218	29.745		251	7	1:56.870				216	43.937		250
4	1:40.528	44.480	200	26.532	218	29.516		251									

3	Albert von Thurn und Taxis, GER/ Stefan Rosina, SVK								theoretical besttime: 1:41.628								
1	9:18.775	8:13.860	129	32.037	194	32.878			7	1:55.476	46.123	192	28.903	161	40.450		245
2	1:45.053	47.137	183	27.198	213	30.718		237	8	13:53.567				137	34.764		
3	1:42.260	45.360	191	26.684	213	30.216		244	9	1:41.828				214	29.964		243
4	1:41.758	44.997	188	26.667	213	30.094		244	10	1:50.460				156	34.682		246
5	1:42.332	45.017	191	26.690	215	30.625		245	11	1:56.864				208	40.091		244
6	1:54.794	45.686	180	33.675	82	35.433		244									

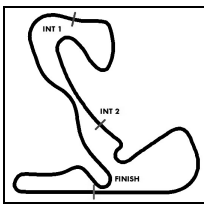
4	Florian Stoll, GER/ Daniel Dobitsch, AUT								theoretical besttime: 1:40.369								
1	9:23.245	8:19.076	152	31.214	176	32.955			7	1:41.528				214	30.272		246
2	1:45.121	47.937	190	27.135	213	30.049		224	8	1:45.071				144	32.073		245
3	1:40.684	44.729	198	26.267	214	29.688		247	9	1:42.824				208	31.311		247
4	1:40.477	44.518	198	26.317	214	29.642		247	10	2:10.945				98	32.071		247
5	1:51.438	44.460	197	26.444	215	40.534		248	11	1:40.467				215	29.790		245
6	12:06.271	11:09.839	197	26.416	212	30.016			12	2:06.512				160	46.635		247

5	Sebastian Asch, GER/ Maximilian Götz, GER								theoretical besttime: 1:39.447								
1	9:09.077	7:59.838	137	35.026	166	34.213			7	1:40.037	44.125	198	26.374	213	29.538		245
2	1:45.279	48.562	192	26.822	211	29.895		211	8	2:05.656	50.128	163	30.364	156	45.164		245
3	1:39.604	44.108	198	26.194	213	29.302		245	9	21:58.875				212	29.779		
4	1:39.981	43.951	197	26.298	212	29.732		246	10	1:39.858	44.197	198	26.303	213	29.358		245
5	1:47.883	44.463	198	28.113	162	35.307		239	11	2:13.208	54.440	154	30.623	181	48.145		245
6	1:56.932	53.199	166	30.475	133	33.258		152									

6	Mario Farnbacher, GER/ Niclas Kantenich, GER								theoretical besttime: 1:40.426								
1	5:03.475	3:54.329	140	34.414	155	34.732			5	1:40.426	44.457	199	26.288	218	29.681		248
2	1:49.279	50.791	176	27.445	208	31.043		205	6	1:51.641	45.499	182	28.041	192	38.101		249
3	1:41.290	44.981	199	26.330	212	29.979		248	7	24:15.769				207	31.478		
4	1:40.694	44.533	199	26.327	216	29.834		249	8	1:56.435				191	38.846		247

7	Kenneth Heyer, GER/ Christiaan Frankenhou, NED								theoretical besttime: 1:41.619								
1	11:59.930	10:47.487	166	29.667	205	42.776			6	8:02.912	7:05.068	189	27.223	209	30.621		
2	2:09.892	1:04.640	190	31.773	126	33.479			7	1:42.057	45.338	194	26.494	210	30.225		243
3	1:42.068	45.271	196	26.652	211	30.145		242	8	1:45.968				190	30.862		241
4	1:41.957	45.209	195	26.679	211	30.069		244	9	1:57.386				206	43.511		243
5	1:54.183	45.056	196	26.849	211	42.278		243									

8	Dominik Baumann, AUT/ Hari Proczyk, AUT								theoretical besttime: 1:40.649								
1	3:52.090	2:28.332	113	33.461	138	50.297			5	1:47.692	44.629	193	26.532	212	36.531		244
2	2:00.130	1:02.706	187	27.267	210	30.157			6	17:16.285	16:14.505	153	28.878	159	32.902		
3	1:40.694	44.674	191	26.243	212	29.777		244	7	1:41.869				212	30.107		241
4	1:41.546	44.654	193	26.748	211	30.144		244	8	1:47.320				212	36.286		245



ADAC GT Masters

Lap analysis Zeittraining 1



Provisional

Reg. Nr.: KNAF 0301.12.117

Friday 4.5.2012 15:40

**ADAC Masters
Weekend**

Circuit Park Zandvoort, Length: 4307 m

Air temperature: 9.8°C

Track temperature: 13.4°C

Weather condition: Dry

Lap	Time	SE1	SP1	SE2	SP2	SE3	SP3	TSP	Lap	Time	SE1	SP1	SE2	SP2	SE3	SP3	TSP
9	Maximilian Buhk, GER/ Andreas Simonsen, GER								theoretical besttime: 1:41.039								
1	18:17.666	17:14.619	168	29.656	199	33.391			7	1:41.312			212	30.101		243	
2	1:44.025	46.157	192	27.010	210	30.858		233	8	1:41.430			212	29.964		244	
3	2:17.074	51.542	130	36.248	142	49.284		241	9	1:51.447			211	29.956		210	
4	4:37.038	3:35.148	190	28.918	199	32.972			10	1:48.243			174	31.557		244	
5	1:41.039	44.852	197	26.377	211	29.810		241	11	2:00.002			178	41.206		243	
6	1:41.392				211	30.024		245									

10	Lance David Arnold, GER/ Alexandros Margaritis, GRE								theoretical besttime: 1:41.291							
1	27:03.001	26:01.963	175	29.271	186	31.767			5	1:48.801			171	30.694		241
2	1:41.332	45.094	194	26.478	210	29.760		238	6	1:47.116			165	32.496		244
3	1:40.692				210	29.719		244	7	1:41.525			210	29.823		243
4	1:41.093				210	29.865		244	8	2:05.034			170	44.157		243

11	David Mengesdorf, GER/ Raffael Bader, SUI								theoretical besttime: 1:40.732							
1	5:12.626	3:57.070	162	33.645	155	41.911			6	1:41.237	44.856	196	26.623	212	29.758	242
2	2:01.226	1:03.692	187	27.090	212	30.444			7	1:43.608	45.018	197	27.061	180	31.529	242
3	1:43.416	45.818	186	26.920	212	30.678		239	8	1:41.094	44.695	199	26.409	212	29.990	242
4	1:42.236	45.863	193	26.471	212	29.902		239	9	1:41.285	44.827	197	26.640	213	29.818	245
5	1:41.169	45.057	197	26.279	212	29.833		243	10	2:07.395	49.693	164	30.285	166	47.417	244

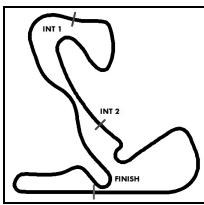
12	Oleg Petrishin, RUS/ Gerhard Tweraser, AUT								theoretical besttime: 1:53.375							
1	13:47.103	12:33.700	146	34.787	141	38.616			8	1:56.891			198	33.979		224
2	2:25.276	1:03.389	145	33.347	165	48.540		152	9	1:59.423			202	35.239		
3	6:37.402	5:12.466	141	34.556	147	50.380			10	1:58.096			197	35.413		225
4	4:57.300	3:50.077	156	32.019	197	35.204			11	1:57.449			205	34.226		223
5	1:56.964	53.405	169	29.550	202	34.009		199	12	2:01.660			195	34.351		225
6	1:54.199				195	33.697		227	13	1:53.375	50.965	174	29.037	202	33.373	230
7	1:55.679				203	34.033		228	14	2:14.630	55.843	159	31.272	189	47.515	197

14	Alex Müller, GER/ Christian Ott, GER								theoretical besttime: 1:43.388							
1	3:25.954	2:22.091	144	30.662	193	33.201			7	1:54.997	47.119	192	27.592	214	40.286	247
2	1:47.304	48.417	183	27.910	216	30.977		225	8	16:59.495			214	31.235		
3	1:44.944	47.030	192	27.399	217	30.515		227	9	1:43.739			216	30.426		245
4	1:44.125	46.342	197	27.171	217	30.612		237	10	1:43.126			216	30.292		248
5	1:43.889	46.054	194	27.154	217	30.681		247	11	1:43.979			216	30.541		250
6	1:43.685	45.942	197	27.375	217	30.368		244	12	1:59.964			189	41.854		236

15	Swen Dolenc, GER/ Martin Ragginger, AUT								theoretical besttime: 29.823							
1	28:34.060	27:16.547	96	41.942	86	35.571			4	1:41.000			219	29.823		247
2	1:43.621				218	30.321		236	5	1:46.922			216	30.411		255
3	1:41.216				219	30.272		249	6	1:40.934			221	29.999		244

16	Andrina Gugger, SUI/ Otto Klohs, GER								theoretical besttime: 1:42.297							
1	15:29.989	14:21.946	143	33.528	175	34.515			6	16:08.429			148	32.130		
2	1:47.059	48.370	186	27.839	215	30.850		221	7	1:44.633			196	30.711		247
3	1:42.785	45.845	190	26.914	219	30.026		239	8	1:54.348			202	30.494		251
4	1:42.588	45.357	190	26.944	218	30.287		250	9	1:51.955			210	39.146		249
5	2:21.505	1:00.451	140	32.450	163	48.604		205								

17	Remo Lips, SUI/ Frank Schmickler, GER								theoretical besttime: 1:42.992							
1	2:51.198	1:41.696	145	34.112	120	35.390			8	4:13.208	3:11.556	152	30.504	199	31.148	
2	1:51.678	50.654	149	29.068	181	31.956		207	9	1:43.798	46.098	192	26.949	207	30.751	238
3	1:45.044	46.806	190	27.139	209	31.099		230	10	2:12.968	52.832	170	33.948	142	46.188	234
4	1:43.392	45.733	194	26.772	206	30.887		242	11	8:17.187			120	32.804		
5	1:43.794	45.963	196	26.990	210	30.841		232	12	1:43.662			207	30.886		243
6	1:43.041	45.701	195	26.821	215	30.519		233	13	1:43.958			214	31.022		246
7	1:58.803	50.029	166	28.547	155	40.227		214	14	1:56.927			150	41.554		243



ADAC GT Masters

Lap analysis Zeittraining 1



Provisional

Reg. Nr.: KNAF 0301.12.117

Friday 4.5.2012 15:40

**ADAC Masters
Weekend**

Circuit Park Zandvoort, Length: 4307 m

Air temperature: 9.8°C

Track temperature: 13.4°C

Weather condition: Dry

Lap	Time	SE1	SP1	SE2	SP2	SE3	SP3	TSP	Lap	Time	SE1	SP1	SE2	SP2	SE3	SP3	TSP
18	Toni Seiler, SUI/ Frank Kechele, GER									theoretical besttime: 1:41.053							
1	2:35.597	1:19.967	147	31.073	174	44.557			7	1:42.226	45.218	193	26.991	220	30.017		253
2	2:10.565	1:03.582	149	32.094	140	34.889			8	1:41.322	44.447	194	26.773	223	30.102		256
3	1:47.070	47.779	181	27.661	208	31.630		248	9	1:41.588	44.875	193	26.784	221	29.929		254
4	1:41.962	44.795	198	26.716	221	30.451		254	10	1:41.580	44.634	197	26.677	223	30.269		254
5	1:53.445	45.071	195	26.848	221	41.526		254	11	2:20.225	56.356	122	33.963	136	49.906		243
6	3:25.704	2:27.279	178	27.600	210	30.825											

20	Claudia Hürtgen, GER/ Dominik Schwager, GER									theoretical besttime: 1:39.853							
1	14:51.575	13:40.287	171	29.578	185	41.710			8	1:40.243			216	29.454			248
2	1:58.839	1:00.669	188	27.454	209	30.716			9	1:50.047			157	31.377			250
3	1:40.765	44.912	199	26.370	215	29.483		246	10	2:08.352			121	47.752			248
4	1:40.250	44.263	197	26.139	215	29.848		248	11	2:01.087			209	30.421			176
5	2:16.923	55.064	124	32.879	109	48.980		249	12	1:40.006			215	29.451			246
6	11:00.908				212	30.008			13	2:04.933	53.196	151	29.941	176	41.796		243
7	1:40.538				215	29.903		247									

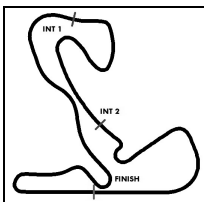
21	Christer Joens, GER/ Christopher Mies, GER									theoretical besttime: 1:39.816							
1	7:58.632	6:48.642	181	30.378	164	39.612			7	1:40.058	44.211	199	26.191	211	29.656		243
2	2:02.634	1:03.094	190	28.879	209	30.661			8	1:49.435	44.138	200	26.420	211	38.877		244
3	1:40.712	44.946	197	26.190	210	29.576		241	9	7:23.670	6:26.848	196	26.862	210	29.960		
4	1:41.188	44.993	195	26.338	209	29.857		244	10	1:40.397	44.458	198	26.270	212	29.669		242
5	1:50.246	45.301	167	30.294	138	34.651		242	11	1:40.070				212	29.532		243
6	1:40.241	44.456	197	26.297	211	29.488		241	12	1:58.244				181	41.492		244

22	Carsten Tilke, GER/ Christian Abt, GER									theoretical besttime: 1:42.144							
1	15:11.336	13:54.890	159	32.019	183	44.427			7	1:43.228	45.935	193	26.805	211	30.488		241
2	2:04.396	1:02.359	189	29.865	200	32.172			8	1:41.621			211	30.056			241
3	1:43.402	45.603	196	26.964	210	30.835		240	9	1:55.289			211	42.915			241
4	1:42.467	45.344	196	26.846	210	30.277		242	10	3:36.705			209	30.564			
5	2:20.638	1:00.504	144	32.413	164	47.721		242	11	1:41.945			211	29.995			241
6	4:38.650	3:37.759	159	29.644	209	31.247			12	2:28.607			80	58.549			243

23	Fredrik Lestrup, SWE/ Martin Matzke, CZE									theoretical besttime: 1:40.322							
1	12:36.956	11:30.449	177	30.272	202	36.235			7	11:07.206				205	30.048		
2	1:44.771	47.184	193	27.130	212	30.457		228	8	1:40.567				215	29.484		244
3	1:41.660	45.549	196	26.251	213	29.860		241	9	1:40.315				215	29.532		247
4	1:40.887	45.039	191	26.371	214	29.477		242	10	1:40.132				217	29.652		249
5	1:40.322	44.748	201	26.102	216	29.472		245	11	1:52.894				212	37.695		248
6	1:55.804	49.728	172	27.802	213	38.274		247									

24	Marc Hayek, SUI/ Peter Kox, NED									theoretical besttime: 1:44.494							
1	5:08.509	3:46.811	145	33.679	150	48.019			8	1:49.796	46.572	189	27.866	205	35.358		237
2	4:53.058	3:45.998	176	32.722	153	34.338			9	2:25.427	1:00.389	122	33.135	140	51.903		144
3	1:51.620	50.157	174	29.212	207	32.251		195	10	7:10.445				192	32.275		
4	1:46.197	47.194	188	27.838	208	31.165		232	11	1:44.724				208	30.917		239
5	1:45.533	46.727	194	27.523	209	31.283		238	12	1:43.624				208	30.636		239
6	1:44.924	46.391	190	27.467	209	31.066		239	13	1:55.792				209	40.496		234
7	1:45.484	46.648	192	27.524	208	31.312		240									

25	Georg Engelhardt, GER/ Marco Seefried, GER									theoretical besttime: 1:42.918							
1	2:46.254	1:31.580	153	37.545	121	37.129			7	1:43.979	45.919	181	27.027	216	31.033		247
2	1:45.959	47.509	191	27.182	209	31.268		231	8	1:43.302				212	30.461		247
3	1:43.028	45.700	195	26.906	217	30.422		243	9	1:43.004				215	30.692		248
4	1:43.243	45.956	196	26.796	215	30.491		247	10	1:46.519				217	33.479		248
5	2:00.036	48.905	169	29.259	174	41.872		244	11	2:05.078				189	41.962		169
6	17:13.415	16:14.912	190	27.541	209	30.962											



ADAC GT Masters

Lap analysis Zeittraining 1



Provisional

Reg. Nr.: KNAF 0301.12.117

Friday 4.5.2012 15:40

Circuit Park Zandvoort, Length: 4307 m

Air temperature: 9.8°C

Track temperature: 13.4°C

Weather condition: Dry

**ADAC Masters
Weekend**

Lap	Time	SE1	SP1	SE2	SP2	SE3	SP3	TSP	Lap	Time	SE1	SP1	SE2	SP2	SE3	SP3	TSP
26	Rene Bourdeaux, GER/ Alfred Renauer, GER								theoretical besttime: 1:50.228								
1	17:14.722	15:59.871	129	37.355	123	37.496			6	1:41.887			212	30.132		243	
2	1:56.047	51.779	164	32.073	137	32.195		163	7	1:43.040			213	30.123		241	
3	2:06.936	52.168	173	28.326	194	46.442		212	8	1:42.281			210	30.163		244	
4	6:57.581	5:58.386	158	28.498	198	30.697			9	1:42.596			214	30.173		245	
5	1:43.050				213	30.130		230	10	1:58.262			189	38.974		247	

27	Andreas Wirth, GER/ Heinz Harald Frentzen, GER								theoretical besttime: 1:40.300							
1	18:21.659	17:08.517	115	31.690	163	41.452			6	1:40.005			221	29.727		255
2	1:57.825	59.588	196	27.538	213	30.699			7	1:40.142			222	29.695		254
3	2:11.212	48.214	164	32.803	116	50.195		252	8	1:52.955			170	30.433		254
4	5:04.619	4:06.660	191	27.698	169	30.261			9	1:41.381			220	30.678		253
5	1:40.300	44.459	195	26.500	220	29.341		253	10	1:53.971			217	39.998		254

28	Diego Alessi, ITA/ Daniel Keilwitz, GER								theoretical besttime: 1:39.264								
1	2:20.360	1:09.485	141	30.444	193	40.431			4	1:39.264	43.761	199	26.147	219	29.356		256
2	1:57.963	59.953	180	27.284	197	30.726			5	1:53.289	43.805	198	28.959	150	40.525		256
3	1:39.597	43.979	199	26.175	220	29.443		253									

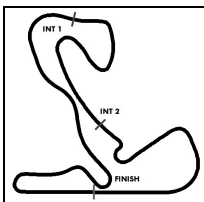
29	Robert Renauer, GER/ Jeroen Bleekemolen, NED								theoretical besttime: 1:39.791								
1	15:21.395	14:17.834	174	31.434	195	32.127			5	2:22.185	59.139	133	31.953	153	51.093		221
2	1:46.327	46.955	192	26.968	209	32.404		219	6	17:19.199			153	44.469			
3	1:43.102	44.096	202	26.154	210	32.852		247	7	3:39.741			212	29.943			
4	1:40.209	44.462	186	26.206	217	29.541		250									

31	Michael Schulze, GER/ Tobias Schulze, GER								theoretical besttime: 1:42.204								
1	3:13.056	2:07.937	154	30.918	172	34.201			6	1:58.755	48.686	161	29.045	190	41.024		214
2	1:45.410	47.115	172	27.512	212	30.783		228	7	24:05.868			210	30.979			
3	1:42.818	45.822	192	27.126	213	29.870		236	8	1:45.124			211	31.374		245	
4	1:42.691	45.392	192	27.232	212	30.067		245	9	1:59.184			186	43.760		238	
5	1:42.490	45.479	190	26.942	213	30.069		246									

32	Johannes Stuck, AUT/ Ferdinand Stuck, AUT								theoretical besttime: 1:40.202								
1	22:24.832	21:03.246	134	34.854	108	46.732			7	3:56.691			212	30.188			
2	4:23.188	3:26.036	184	27.253	210	29.899			8	1:48.573			173	33.178		245	
3	1:40.494	44.529	200	26.142	214	29.823		246	9	1:46.022			205	30.731		236	
4	1:41.087				213	29.759		245	10	1:54.269			152	35.913		246	
5	1:46.484				204	31.508		248	11	1:40.353	44.364	198	26.293	214	29.696		246
6	1:50.421				210	38.734		248	12	2:25.279	52.569	120	37.926	107	54.784		245

33	Kristian Poulsen, DEN/ Christoffer Nygaard, DEN								theoretical besttime: 1:40.980							
1	2:10.842	1:05.584	160	31.533	152	33.725			6	26:52.451			161	32.043		
2	1:44.565	47.577	190	26.856	213	30.132		222	7	1:43.509			212	30.296		243
3	1:40.980	44.930	196	26.186	215	29.864		243	8	1:45.723			199	30.852		246
4	1:41.409	44.991	196	26.414	215	30.004		244	9	2:13.971			121	54.409		244
5	2:03.920	50.606	168	29.539	174	43.775		246								

35	Achim Winter, GER/ Charlie Geipel, GER								theoretical besttime: 1:48.817								
1	7:02.957	5:52.247	138	35.790	120	34.920			5	2:04.848	54.010	140	29.848	196	40.990		236
2	1:53.738	52.221	175	28.158	210	33.359		211	6	6:59.348	5:58.265	179	28.977	191	32.106		
3	1:57.516	49.523	186	27.912	204	40.081		237	7	1:45.727			220	31.382		232	
4	8:24.775	7:23.755	187	28.687	219	32.333			8	1:57.067			182	40.523		210	



ADAC GT Masters

Lap analysis Zeittraining 1



Provisional

Reg. Nr.: KNAF 0301.12.117

Friday 4.5.2012 15:40

**ADAC Masters
Weekend**

Circuit Park Zandvoort, Length: 4307 m

Air temperature: 9.8°C

Track temperature: 13.4°C

Weather condition: Dry

Lap	Time	SE1	SP1	SE2	SP2	SE3	SP3	TSP	Lap	Time	SE1	SP1	SE2	SP2	SE3	SP3	TSP
36	Christian Engelhart, GER/ Nick Tandy, GBR								theoretical besttime: 1:40.677								
1	15:38.006	14:30.890	178	35.929	161	31.187			6	1:43.559	45.954	176	27.687	213	29.918		243
2	1:47.422	45.607	188	27.876	111	33.939		240	7	1:40.449				217	29.837		247
3	1:40.677	44.732	197	26.374	216	29.571		242	8	1:57.704				172	40.675		247
4	2:08.046	49.864	149	30.405	171	47.777		246	9	5:03.258				214	31.289		
5	6:39.239	5:37.916	119	28.862	199	32.461			10	2:41.897			83	1:11.637			247

37	Sascha Bert, GER/ Luca Ludwig, GER								theoretical besttime: 1:42.618								
1	15:16.377	14:09.317	134	32.573	162	34.487			7	1:42.364				210	30.244		241
2	1:48.300	49.431	185	27.780	209	31.089		191	8	1:42.661				208	30.363		245
3	1:43.145	45.839	190	27.079	209	30.227		240	9	1:51.630				178	33.169		241
4	1:42.628	45.341	190	27.050	208	30.237		242	10	1:43.048				210	30.397		241
5	2:20.402	57.925	132	32.198	150	50.279		244	11	2:01.735				190	43.714		244
6	7:59.963				209	30.810											

38	Jesse Krohn, FIN/ Nicolas Verdonck, BEL								theoretical besttime: 1:40.124								
1	4:22.811	3:11.637	150	35.334	173	35.840			6	23:58.412				183	32.641		
2	1:41.871	44.929	197	26.519	218	30.423		251	7	1:50.030				179	30.597		226
3	1:40.365	44.232	193	26.515	218	29.618		252	8	1:51.686				146	32.417		249
4	1:40.216	43.991	199	26.547	218	29.678		254	9	2:05.014				134	45.793		242
5	2:01.685	51.133	171	28.042	172	42.510		247									

40	Bernd Herndlhofer, AUT/ Christian Mamerow, GER								theoretical besttime: 1:41.841								
1	13:55.178	12:54.340	167	29.005	201	31.833			3	1:42.582	45.595	191	26.504	209	30.483		243
2	1:44.449	46.995	190	27.008	211	30.446		239	4	1:42.236	45.171	189	26.899	212	30.166		243

41	Simon Knap, NED/ Jeroen de Boer, NED								theoretical besttime: 1:39.556								
1	9:26.022	8:09.789	126	36.568	116	39.665			5	1:39.556	44.277	200	26.030	214	29.249		247
2	1:57.840	57.573	130	29.466	204	30.801		196	6	1:40.541	44.419	196	26.186	214	29.936		247
3	1:40.412	44.594	199	26.372	213	29.446		243	7	1:46.643	44.322	202	26.150	215	36.171		242
4	1:40.733	45.220	201	26.179	213	29.334		245									

42	Maximilian Mayer, GER/ Jan Seyffarth, GER								theoretical besttime: 1:42.064								
1	3:11.910	2:05.415	150	31.727	176	34.768			7	16:18.086	15:14.420	162	30.420	155	33.246		
2	1:46.065	47.843	190	27.355	209	30.867		215	8	1:42.018				211	29.859		238
3	1:42.523	45.874	195	26.758	211	29.891		237	9	1:41.391				211	29.894		244
4	1:42.411	45.583	191	26.671	211	30.157		238	10	1:43.238				211	30.243		243
5	1:42.853	45.534	194	26.869	211	30.450		240	11	1:48.936				205	35.760		242
6	1:55.616	46.039	177	27.536	178	42.041		241	12	2:01.094				184	42.056		194

43	Gottfried Grasser, AUT/ Tomas Enge, CZE								theoretical besttime: 1:43.410								
1	2:48.956	1:40.434	159	33.638	131	34.884			8	2:04.013	51.879	147	29.072	196	43.062		240
2	1:50.484	50.456	152	28.702	202	31.326		215	9	8:24.884				206	30.825		
3	1:44.392	46.368	192	27.117	208	30.907		236	10	1:43.506				206	30.689		239
4	1:43.765	46.059	192	26.946	208	30.760		238	11	1:43.163				209	30.571		237
5	1:56.028	47.650	156	29.198	195	39.180		239	12	1:43.232				209	30.405		238
6	7:33.328	6:35.370	194	26.954	208	31.004			13	1:43.192				208	30.521		239
7	1:45.327	47.205	191	27.176	208	30.946		239	14	2:12.303				156	46.965		225

44	Jan Stovicek, CZE/ Erik Janis, CZE								theoretical besttime: 1:45.470								
1	2:39.637	1:25.877	106	37.415	86	36.345			3	2:17.209	46.721	186	34.116	123	56.372		241
2	1:46.611	47.862	190	27.667	208	31.082		235	4	3:48.696	2:18.874	144	38.776	90	51.046		