

Ergebnis

ADAC Junior Cup *powered by KTM*

2014

V3 Nürburgring

vom

27. - 29.06.2014

Int. ADAC Siegerlandpreis

MSC Freies Grund e.V. im ADAC

ADAC Junior Cup powered by KTM - Freies Training 13

27 - 29 June 2014

Nürburgring Kurz - 3618 mtr.


Pos	Nbr	Name / Entrant	Motorcycle / City	Fastest	In	Gap	Diff	Laps	Km/h
1	7	Tim Georgi (GER) ADAC Berlin Brandenburg e.V./Team Bergau	KTM RC390 Berlin	1:46.198	14			17	122.65
2	11	Pedro John (GER) ADAC Württemberg e.V.	KTM RC390 Ulm	1:46.456	14	0.258	0.258	19	122.35
3	4	Matthias Meggle (GER) ADAC Team Südbayern e.V.	KTM RC390 Reicholzried	1:46.911	15	0.713	0.455	19	121.83
4	6	Lukas Tulovic (GER) ADAC Nordbaden e.V./Leviator RT Germany	KTM RC390 Eberbach	1:47.303	18	1.105	0.392	18	121.38
5	3	Dennis Norick Stelzer (GER) ADAC Sachsen e.V./Beinlich Racing Team	KTM RC390 Dohma	1:47.405	17	1.207	0.102	19	121.27
6	1	Dominic Kaßner (GER) ADAC Racing Team AMC Sachsenring e.V.	KTM RC390 Kemtau	1:48.040	13	1.842	0.635	16	120.56
7	17	Marc Zellhöfer (GER) ADAC Nordbayern e.V.	KTM RC390 Fürth	1:48.088	16	1.890	0.048	19	120.50
8	5	Jonas Hähle (GER) ADAC Racing Team AMC Sachsenring e.V.	KTM RC390 Lugau	1:48.179	15	1.981	0.091	19	120.40
9	23	Kenny Leibold (GER) ADAC Württemberg e.V.	KTM RC390 Schlierbach	1:48.304	14	2.106	0.125	18	120.26
10	52	Petr Voslajer (CZE) AMK Czech Budejovice	KTM RC390 Ratboř	1:48.397	12	2.199	0.093	17	120.16
11	2	Tim Aydin (GER) ADAC Hessen Thüringen e.V.	KTM RC390 Aschaffenburg	1:48.409	11	2.211	0.012	18	120.15
12	8	Maximilian Sohnus (GER) ADAC Team Südbayern e.V.	KTM RC390 Hausham	1:49.021	19	2.823	0.612	19	119.47
13	26	Toni Thurmayer (GER) ADAC Nordbayern e.V.	KTM RC390 Stockstadt	1:49.026	14	2.828	0.005	18	119.47
14	20	Hagen Wiedemann (GER) ADAC Westfalen e.V. Bereich Sport	KTM RC390 Everswinkel	1:49.059	15	2.861	0.033	18	119.43
15	53	Michaël Verbrugge (BEL) Team Motorsportschool Zolder	KTM RC390 Kessel	1:49.525	18	3.327	0.466	18	118.92
16	G83	Lachlan Epis (AUS) Maralylya	KTM RC390 Maralylya	1:50.852	17	4.654	1.327	17	117.50
17	12	Leon Langstädtler (GER) ADAC Hessen Thüringen e.V.	KTM RC390 Idstein	1:51.179	14	4.981	0.327	16	117.15
18	18	Tom Günther (GER) ADAC Racing Team AMC Sachsenring e.V.	KTM RC390 Gersdorf	1:51.195	13	4.997	0.016	18	117.13
19	16	Yannik Tuisel (GER) ADAC e.V. Bereich Jugend und Sport	KTM RC390 Gladenbach	1:52.320	14	6.122	1.125	18	115.96
20	51	Jirka Mrkývka (CZE) Brno	KTM RC390 Brno	1:52.366	10	6.168	0.046	12	115.91
21	9	Milan Wiedemann (GER) ADAC Westfalen e.V. Bereich Sport	KTM RC390 Everswinkel	1:52.700	18	6.502	0.334	18	115.57
22	25	Jessica Langstädtler (GER) ADAC Hessen Thüringen e.V.	KTM RC390 Idstein	1:52.706	16	6.508	0.006	18	115.56
23	14	Jendrik Sättele (GER) ADAC Württemberg e.V.	KTM RC390 Balingen	1:53.886	14	7.688	1.180	17	114.37
24	54	Joel Kugler (SUI) Rebstein	KTM RC390 Rebstein	1:54.364	13	8.166	0.478	18	113.89
25	19	Chris Leibold (GER) ADAC Württemberg e.V.	KTM RC390 Schlierbach	1:55.110	14	8.912	0.746	18	113.15
26	24	Yannick Kruse (GER) ADAC Ostwestfalen-Lippe e.V.	KTM RC390 Löhne	1:57.884	9	11.686	2.774	10	110.49

Fastest time : 1:46.198 in lap 14 by nbr. 7 : Tim Georgi (KTM RC390)

Publication-time

Results and Laptimes : www.raceresults.at

Timekeeping by : SDO SportTiming

Clerk of the Course	Steward	Timekeeper	
Heinrich Schmidt	Rüdiger Merdes	Bernd Jung	
Page 1 of 1			

Int. ADAC Siegerlandpreis

MSC Freies Grund e.V. im ADAC

ADAC Junior Cup powered by KTM - Freies Training 13

27 - 29 June 2014

Laptimes

Nürburgring Kurz - 3618 mtr.

Nbr	Name	Laps	lap	Lap ..1	Lap ..2	Lap ..3	Lap ..4	Lap ..5	Lap ..6	Lap ..7	Lap ..8	Lap ..9	Lap ..0
7	Tim Georgi	17	1 - 10	1:55.714	1:54.421	1:51.582	1:50.483	1:48.632	1:48.825	1:48.042	2:03.168	3:49.262	1:48.203
			11 - 20	1:47.612	1:47.020	1:46.725	1:46.198	1:46.500	1:46.650	2:01.329			
11	Pedro John	19	1 - 10	1:57.052	1:52.193	1:50.230	1:48.773	1:49.129	1:47.504	1:49.923	1:48.723	1:49.332	1:47.937
			11 - 20	1:47.373	1:47.007	1:47.605	1:46.456	1:50.940	1:48.015	1:46.820	1:50.645	1:47.984	
4	Matthias Meggle	19	1 - 10	1:59.062	1:57.195	1:55.663	1:52.111	1:50.845	1:50.288	1:49.265	1:48.676	1:48.441	1:50.316
			11 - 20	1:47.781	1:47.605	1:47.595	1:47.266	1:46.911	1:48.136	1:59.105	1:49.162	1:52.161	
6	Lukas Tulovic	18	1 - 10	1:54.850	1:51.914	1:50.315	1:48.803	1:48.704	2:00.301	1:48.209	1:47.941	1:54.467	1:48.718
			11 - 20	1:57.779	1:48.262	1:47.792	2:13.397	2:51.306	1:48.351	1:47.460	1:47.303		
3	Dennis Norick Stelzer	19	1 - 10	1:59.772	1:54.493	1:51.666	1:50.363	1:49.638	1:49.397	1:49.286	1:48.646	1:48.606	1:48.946
			11 - 20	1:49.121	1:48.098	1:48.081	1:47.861	1:50.873	1:47.988	1:47.405	1:51.340	1:48.293	
1	Dominic Kaßner	16	1 - 10	2:01.745	1:56.576	1:53.216	1:51.853	1:50.912	1:50.188	1:51.229	1:50.456	1:50.419	1:49.893
			11 - 20	1:50.072	1:49.095	1:48.040	1:49.088	1:49.059	1:48.856				
17	Marc Zellhöfer	19	1 - 10	2:02.416	1:51.873	1:50.881	1:48.764	1:48.522	1:48.422	1:50.388	1:49.012	1:52.366	1:56.890
			11 - 20	1:48.198	1:51.359	1:55.279	1:48.622	1:48.169	1:48.088	1:54.741	1:49.936	1:49.723	
5	Jonas Hähle	19	1 - 10	2:01.048	1:56.310	1:53.993	1:50.064	1:50.035	1:50.210	1:50.395	1:49.789	1:49.539	1:49.887
			11 - 20	1:48.993	1:49.189	1:48.928	1:49.003	1:48.179	1:48.689	1:49.098	1:49.099	1:48.313	
23	Kenny Leibold	18	1 - 10	1:59.684	1:54.753	1:51.731	1:50.349	1:49.195	1:49.045	1:49.057	1:55.814	1:59.701	3:33.020
			11 - 20	1:48.950	1:48.655	1:49.583	1:48.304	1:49.800	1:48.799	1:48.863	1:48.597		
52	Petr Voslajer	17	1 - 10	2:18.194	3:15.150	1:53.774	1:51.721	1:52.710	1:51.840	1:51.331	2:03.506	1:51.802	1:50.816
			11 - 20	1:49.516	1:48.397	2:01.723	3:10.562	1:50.622	1:48.927	2:07.178			
2	Tim Aydin	18	1 - 10	1:55.890	1:53.870	1:51.118	1:49.702	1:50.043	1:50.152	1:49.353	1:48.800	1:49.309	1:49.477
			11 - 20	1:48.409	1:49.481	1:48.436	1:48.444	2:03.268	3:26.306	1:49.012	1:49.588		
8	Maximilian Sohnus	19	1 - 10	2:04.409	1:56.382	1:53.156	1:53.613	1:52.546	1:51.567	2:00.542	2:24.602	1:50.620	1:51.008
			11 - 20	1:50.249	1:50.013	1:50.991	1:50.101	1:50.030	1:49.363	1:51.250	1:50.749	1:49.021	
26	Toni Thurmayer	18	1 - 10	1:59.377	1:58.191	1:53.216	1:52.354	1:52.087	1:51.068	1:51.100	1:49.716	1:50.361	1:49.631
			11 - 20	1:49.211	1:49.199	1:49.209	1:49.026	2:01.904	4:38.194	1:51.929	1:50.365		
20	Hagen Wiedemann	18	1 - 10	1:59.658	1:56.005	1:53.716	1:51.246	1:51.846	1:51.748	1:50.734	1:54.019	1:50.255	1:50.720
			11 - 20	1:49.218	1:50.399	1:49.678	1:49.615	1:49.059	2:08.725	3:10.249	1:49.245		
53	Michaël Verbrugge	18	1 - 10	2:05.554	1:56.823	1:52.919	1:52.059	1:50.572	1:50.668	1:50.464	2:28.376	3:06.001	1:51.163
			11 - 20	1:50.527	1:50.865	1:50.651	2:13.870	1:50.029	1:50.368	2:07.556	1:49.525		
G83	Lachlan Epis	17	1 - 10	2:00.161	1:57.089	1:55.623	1:55.392	1:52.077	1:52.433	1:53.801	2:04.623	2:53.637	1:50.887
			11 - 20	1:56.669	2:15.889	2:35.750	1:52.691	1:52.875	1:52.389	1:50.852			
12	Leon Langstädtler	16	1 - 10	1:57.750	1:53.804	1:52.324	1:52.308	1:52.422	2:00.620	3:00.952	1:52.038	1:51.922	1:51.569
			11 - 20	1:51.267	1:59.642	2:47.095	1:51.179	1:53.569	2:08.361				
18	Tom Günther	18	1 - 10	2:05.549	1:59.405	1:56.721	1:55.094	1:55.584	1:56.229	1:55.314	1:53.585	1:52.331	1:52.728
			11 - 20	1:52.166	1:51.313	1:51.195	1:51.349	1:51.999	1:51.830	1:51.247	1:51.995		

Int. ADAC Siegerlandpreis

MSC Freies Grund e.V. im ADAC

ADAC Junior Cup powered by KTM - Freies Training 13
Laptimes

27 - 29 June 2014
Nürburgring Kurz - 3618 mtr.

Nbr	Name	Laps	lap	Lap ..1	Lap ..2	Lap ..3	Lap ..4	Lap ..5	Lap ..6	Lap ..7	Lap ..8	Lap ..9	Lap ..0
16	Yannik Tuisel	18	1 - 10	1:57.880	1:56.704	1:55.671	1:55.198	1:54.560	1:54.040	1:53.785	1:53.937	1:53.940	1:53.298
			11 - 20	1:53.367	1:53.109	1:52.959	1:52.320	1:53.304	1:53.579	1:53.618	1:53.780		
51	Jirka Mrkývka	12	1 - 10	2:18.194	2:06.110	2:04.705	2:01.205	1:57.786	1:56.165	1:53.680	1:53.612	1:52.394	1:52.366
			11 - 20	2:06.753	2:27.183								
9	Milan Wiedemann	18	1 - 10	2:07.617	2:02.281	1:59.889	1:59.088	1:57.702	1:59.176	1:56.006	1:55.955	1:56.153	1:56.104
			11 - 20	1:55.255	1:54.536	1:54.756	1:53.909	1:54.496	1:56.806	1:54.262	1:52.700		
25	Jessica Langstädtler	18	1 - 10	2:05.724	1:58.394	1:57.388	1:58.058	1:55.575	1:55.038	1:54.086	1:54.234	1:56.084	1:56.362
			11 - 20	1:53.859	1:53.231	1:53.095	1:53.455	1:53.807	1:52.706	1:53.324	1:53.047		
14	Jendrik Sättele	17	1 - 10	2:09.116	2:04.110	2:01.264	1:57.531	1:58.658	1:56.913	1:55.720	2:05.393	5:03.421	1:55.101
			11 - 20	1:55.400	1:54.511	1:54.761	1:53.886	1:55.132	1:53.971	2:06.283			
54	Joel Kugler	18	1 - 10	2:02.339	1:58.760	1:57.010	1:56.130	1:56.591	1:56.187	1:55.385	1:55.716	1:56.003	1:55.739
			11 - 20	1:55.438	1:55.034	1:54.364	1:55.299	1:55.378	1:55.352	1:55.766	1:57.348		
19	Chris Leibold	18	1 - 10	2:02.836	1:57.567	1:57.167	1:57.153	1:55.335	1:55.978	1:56.417	1:56.183	1:56.056	1:55.792
			11 - 20	1:56.051	1:55.403	1:55.670	1:55.110	2:05.933	2:47.391	1:55.479	1:56.486		
24	Yannick Kruse	10	1 - 10	2:10.774	2:09.128	2:05.773	2:03.737	2:01.365	1:59.243	1:58.819	1:58.117	1:57.884	2:18.570

Int. ADAC Siegerlandpreis

MSC Freies Grund e.V. im ADAC

ADAC Junior Cup powered by KTM - Freies Training 13

27 - 29 June 2014

Laps and Sector Times

Nürburgring Kurz - 3618 mtr.

1 Dominic KaBner (GER)										KTM RC390										
lap	Sect-1	Speed	Sect-2	Speed	Sect-3	Speed	TopSpeed	laptime	pit	lap	Sect-1	Speed	Sect-2	Speed	Sect-3	Speed	Topspeed	laptime	pit	
1	Out	99.2	32.043	174.3	27.145	136.3		2:01.745		9	57.696	106.7	28.100	184.9	24.623	138.1			1:50.419	
2	1:01.868	103.5	29.389	181.4	25.319	137.5		1:56.576		10	57.506	108.0	28.084	190.4	24.303	138.8			1:49.893	
3	59.603	105.0	28.803	184.3	24.810	139.7		1:53.216		11	57.033	107.7	29.087	185.2	23.952	138.8			1:50.072	
4	58.717	106.0	28.542	182.6	24.594	139.1		1:51.853		12	57.233	106.9	27.926	184.0	23.936	141.7			1:49.095	
5	58.220	109.0	28.099	187.0	24.593	144.3		1:50.912		13	56.530	109.1	27.537	188.9	23.973	142.0			1:48.040	
6	57.896	107.2	28.156	186.1	24.136	137.8		1:50.188		14	56.937	108.5	28.232	184.9	23.919	140.4			1:49.088	
7	58.100	105.6	28.688	180.3	24.441	139.4		1:51.229		15	57.013	108.4	27.739	188.2	24.307	139.1			1:49.059	
8	58.213	107.1	28.030	186.7	24.213	139.7		1:50.456		16	57.074	106.7	27.763	181.7	24.019	139.7			1:48.856	

2 Tim Aydin (GER)										KTM RC390										
lap	Sect-1	Speed	Sect-2	Speed	Sect-3	Speed	TopSpeed	laptime	pit	lap	Sect-1	Speed	Sect-2	Speed	Sect-3	Speed	Topspeed	laptime	pit	
1	Out	85.7	29.989	179.7	25.344	137.2		1:55.890		10	56.873	108.5	28.184	184.3	24.420	134.8			1:49.477	
2	1:00.501	104.3	28.886	180.8	24.483	135.4		1:53.870		11	56.902	109.2	27.729	185.5	23.778	138.1			1:48.409	
3	57.766	104.8	29.195	179.7	24.157	136.9		1:51.118		12	57.492	108.4	28.038	180.3	23.951	135.7			1:49.481	
4	57.361	108.5	28.168	186.1	24.173	138.5		1:49.702		13	56.545	109.2	28.051	182.3	23.840	136.9			1:48.436	
5	57.155	108.9	28.177	184.6	24.711	138.5		1:50.043		14	56.725	110.3	27.858	183.4	23.861	133.9			1:48.444	
6	57.077	108.2	28.648	185.2	24.427	138.5		1:50.152		15	58.586	105.2	28.406	181.1					2:03.268	
7	56.740	109.2	28.535	184.3	24.078	138.8		1:49.353		16	Out	105.7	28.142	182.6	24.164	138.8			3:26.306	
8	56.707	109.1	27.957	187.6	24.136	136.9		1:48.800		17	56.772	108.4	28.190	185.5	24.050	141.0			1:49.012	
9	57.266	108.4	28.218	179.2	23.825	137.5		1:49.309		18	57.126	108.2	28.392	179.7	24.070	137.2			1:49.588	

3 Dennis Norick Stelzer (GER)										KTM RC390										
lap	Sect-1	Speed	Sect-2	Speed	Sect-3	Speed	TopSpeed	laptime	pit	lap	Sect-1	Speed	Sect-2	Speed	Sect-3	Speed	Topspeed	laptime	pit	
1	Out	99.4	30.707	175.1	26.384	141.0		1:59.772		11	56.990	107.7	28.008	186.4	24.123	139.4			1:49.121	
2	1:00.635	104.4	28.915	184.9	24.943	139.4		1:54.493		12	56.411	109.5	27.671	186.7	24.016	138.5			1:48.098	
3	58.925	106.7	28.406	185.5	24.335	141.7		1:51.666		13	56.429	108.0	27.703	186.4	23.949	140.0			1:48.081	
4	58.094	106.7	28.024	188.5	24.245	143.0		1:50.363		14	56.128	110.4	27.592	188.2	24.141	144.0			1:47.861	
5	57.431	110.1	27.896	188.9	24.311	141.0		1:49.638		15	58.981	108.4	27.784	188.2	24.108	142.3			1:50.873	
6	57.239	109.8	27.914	185.2	24.244	139.7		1:49.397		16	56.262	107.5	27.855	184.9	23.871	141.3			1:47.988	
7	57.022	108.3	27.924	185.5	24.340	139.7		1:49.286		17	56.041	110.0	27.653	186.7	23.711	143.0			1:47.405	
8	56.814	108.9	27.754	186.1	24.078	140.0		1:48.646		18	57.587	110.8	29.005	146.4	24.748	143.0			1:51.340	
9	56.806	108.7	27.680	184.3	24.120	139.7		1:48.606		19	56.524	110.2	27.563	182.0	24.206	143.7			1:48.293	
10	56.863	109.3	27.972	187.6	24.111	138.5		1:48.946		20										

4 Matthias Meggle (GER)										KTM RC390										
lap	Sect-1	Speed	Sect-2	Speed	Sect-3	Speed	TopSpeed	laptime	pit	lap	Sect-1	Speed	Sect-2	Speed	Sect-3	Speed	Topspeed	laptime	pit	
1	Out	103.9	30.696	178.1	27.130	138.8		1:59.062		11	56.104	111.6	27.977	188.5	23.700	144.0			1:47.781	
2	1:01.435	107.9	30.014	181.7	25.746	140.0		1:57.195		12	55.934	112.1	27.826	187.6	23.845	145.4			1:47.605	
3	59.783	106.3	30.071	184.9	25.809	144.3		1:55.663		13	55.707	110.7	28.138	187.0	23.750	143.0			1:47.595	
4	58.194	109.8	29.153	183.7	24.764	141.3		1:52.111		14	55.637	111.1	27.970	186.1	23.659	143.0			1:47.266	
5	57.490	110.7	28.747	187.3	24.608	142.3		1:50.845		15	55.276	111.6	27.924	188.5	23.711	136.6			1:46.911	
6	57.232	110.5	28.547	186.7	24.509	141.3		1:50.288		16	56.189	112.6	28.295	187.0	23.652	144.7			1:48.136	
7	56.769	110.3	28.322	186.7	24.174	141.7		1:49.265		17	1:05.463	107.2	29.202	180.6	24.440	138.5			1:59.105	
8	56.640	109.5	27.987	193.0	24.049	144.7		1:48.676		18	56.917	110.4	28.260	187.0	23.985	138.8			1:49.162	
9	56.140	110.8	28.209	185.5	24.092	142.7		1:48.441		19	58.622	98.1	29.591	185.5	23.948	143.3			1:52.161	
10	56.962	102.0	29.099	187.9	24.255	141.7		1:50.316		20										

5 Jonas Hähle (GER)										KTM RC390										
lap	Sect-1	Speed	Sect-2	Speed	Sect-3	Speed	TopSpeed	laptime	pit	lap	Sect-1	Speed	Sect-2	Speed	Sect-3	Speed	Topspeed	laptime	pit	
1	Out	98.2	31.115	177.0	26.573	137.5		2:01.048		11	57.351	109.6	27.792	189.2	23.850	139.1			1:48.993	
2	1:01.390	104.3	29.417	182.0	25.503	137.5		1:56.310		12	57.098	110.7	27.983	185.5	24.108	139.4			1:49.189	
3	1:00.218	105.9	28.719	183.7	25.056	140.0		1:53.993		13	57.105	109.3	27.918	184.9	23.905	138.8			1:48.928	
4	57.934	110.3	28.006	186.7	24.124	140.4		1:50.064		14	57.216	109.6	27.854	179.2	23.933	141.7			1:49.003	
5	57.109	112.1	28.205	188.5	24.721	143.0		1:50.035		15	56.659	109.0	27.755	187.3	23.765	141.0			1:48.179	
6	57.570	111.2	28.278	190.4	24.362	142.7		1:50.210		16	56.837	109.1	27.920	182.3	23.932	140.4			1:48.689	

Int. ADAC Siegerlandpreis

MSC Freies Grund e.V. im ADAC

ADAC Junior Cup powered by KTM - Freies Training 13 Laps and Sector Times

27 - 29 June 2014
Nürburgring Kurz - 3618 mtr.

7	57.664	110.4	28.454	182.9	24.277	138.5	1:50.395	17	57.338	109.1	27.855	184.6	23.905	142.7	1:49.098
8	57.571	108.4	28.075	183.4	24.143	138.5	1:49.789	18	<u>56.384</u>	110.4	28.016	177.8	24.699	139.7	1:49.099
9	57.306	108.3	27.974	182.0	24.259	138.5	1:49.539	19	56.745	108.9	27.888	182.9	<u>23.680</u>	140.7	1:48.313
10	57.935	109.8	27.920	187.6	24.032	138.8	1:49.887	20							

6 Lukas Tulovic (GER)									KTM RC390										
lap	Sect-1	Speed	Sect-2	Speed	Sect-3	Speed	TopSpeed	laptime	pit	lap	Sect-1	Speed	Sect-2	Speed	Sect-3	Speed	Topspeed	laptime	pit
1	Out	104.5	30.502	182.9	25.145	139.1		1:54.850		10	56.796	108.8	27.857	187.6	24.065	109.1		1:48.718	
2	58.714	105.6	28.566	187.6	24.634	136.6		1:51.914		11	1:05.961	<u>109.9</u>	28.100	184.3	23.718	137.8		1:57.779	
3	57.855	109.8	28.617	185.2	23.843	143.3		1:50.315		12	56.656	108.8	27.950	184.3	23.656	137.5		1:48.262	
4	56.910	109.6	27.860	<u>193.0</u>	24.033	141.3		1:48.803		13	56.346	108.7	27.857	184.0	23.589	139.1		1:47.792	
5	57.017	108.2	27.779	187.0	23.908	139.7		1:48.704		14	1:03.116	83.8	28.912	181.1				2:13.397	
6	1:08.301	107.7	28.129	186.4	23.871	139.1		2:00.301		15	Out	109.3	<u>27.649</u>	186.1	23.675	140.7		2:51.306	
7	56.799	108.7	27.773	190.4	23.637	144.7		1:48.209		16	56.947	103.9	27.733	187.9	23.671	143.3		1:48.351	
8	56.003	107.9	28.059	185.2	23.879	138.8		1:47.941		17	55.966	108.2	28.005	183.7	23.489	138.8		1:47.460	
9	1:02.381	109.1	28.191	181.1	23.895	138.5		1:54.467		18	<u>55.916</u>	109.3	28.006	184.6	<u>23.381</u>	141.0		<u>1:47.303</u>	

7 Tim Georgi (GER)									KTM RC390										
lap	Sect-1	Speed	Sect-2	Speed	Sect-3	Speed	TopSpeed	laptime	pit	lap	Sect-1	Speed	Sect-2	Speed	Sect-3	Speed	Topspeed	laptime	pit
1	Out	101.8	29.916	180.3	25.987	138.1		1:55.714		10	56.543	109.0	27.535	<u>193.6</u>	24.125	142.7		1:48.203	
2	1:00.349	104.9	29.119	182.9	24.953	140.0		1:54.421		11	56.479	110.7	27.581	188.5	23.552	141.0		1:47.612	
3	58.474	106.5	28.610	184.6	24.498	140.7		1:51.582		12	56.184	106.1	27.365	190.1	23.471	145.0		1:47.020	
4	57.584	107.1	28.584	180.8	24.315	141.3		1:50.483		13	55.949	109.6	27.409	188.2	23.367	142.0		1:46.725	
5	56.737	108.8	28.006	185.5	23.889	142.0		1:48.632		14	55.616	111.1	<u>27.295</u>	189.5	<u>23.287</u>	145.0		<u>1:46.198</u>	
6	56.977	107.8	27.911	186.1	23.937	140.4		1:48.825		15	<u>55.507</u>	<u>112.9</u>	27.688	187.3	23.305	145.7		1:46.500	
7	56.539	110.9	27.736	184.9	23.767	141.0		1:48.042		16	55.804	110.9	27.321	191.0	23.525	147.1		1:46.650	
8	56.803	110.8	28.504	143.1				2:03.168		17	56.752	104.5	28.854	180.3				2:01.329	
9	Out	108.0	27.719	190.1	23.934	140.7		3:49.262		18									

8 Maximilian Sohnius (GER)									KTM RC390										
lap	Sect-1	Speed	Sect-2	Speed	Sect-3	Speed	TopSpeed	laptime	pit	lap	Sect-1	Speed	Sect-2	Speed	Sect-3	Speed	Topspeed	laptime	pit
1	Out	90.5	32.107	173.5	27.898	134.5		2:04.409		11	57.558	105.5	28.388	183.4	24.303	137.8		1:50.249	
2	1:00.829	102.5	29.288	183.7	26.265	137.5		1:56.382		12	57.295	106.0	28.446	181.7	24.272	135.7		1:50.013	
3	59.025	104.1	28.823	183.1	25.308	137.2		1:53.156		13	58.587	106.7	28.192	182.9	24.212	136.9		1:50.991	
4	59.755	104.3	28.833	181.4	25.025	134.8		1:53.613		14	57.534	104.7	28.319	182.9	24.248	138.1		1:50.101	
5	58.994	105.1	28.758	181.4	24.794	136.0		1:52.546		15	57.258	106.3	<u>28.070</u>	<u>185.8</u>	24.702	140.0		1:50.030	
6	58.504	105.5	28.495	182.3	24.568	136.9		1:51.567		16	<u>56.583</u>	<u>107.0</u>	28.462	178.6	24.318	136.6		1:49.363	
7	58.761	106.7	28.925	181.1				2:00.542		17	58.428	106.8	28.466	182.3	24.356	140.4		1:51.250	
8	Out	106.0	28.690	179.4	24.801	134.5		2:24.602		18	57.662	106.6	28.611	179.7	24.476	136.6		1:50.749	
9	57.804	106.5	28.495	181.1	24.321	135.4		1:50.620		19	56.880	106.4	28.286	180.3	<u>23.855</u>	137.8		<u>1:49.021</u>	
10	58.172	105.8	28.476	181.7	24.360	135.1		1:51.008		20									

9 Milan Wiedemann (GER)									KTM RC390										
lap	Sect-1	Speed	Sect-2	Speed	Sect-3	Speed	TopSpeed	laptime	pit	lap	Sect-1	Speed	Sect-2	Speed	Sect-3	Speed	Topspeed	laptime	pit
1	Out	96.1	32.265	168.7	29.010	132.8		2:07.617		10	1:00.564	104.5	29.435	182.6	26.105	133.6		1:56.104	
2	1:03.751	99.0	30.975	176.1	27.555	132.8		2:02.281		11	59.937	105.1	29.250	182.9	26.068	135.1		1:55.255	
3	1:02.516	101.4	30.675	177.0	26.698	134.5		1:59.889		12	59.538	103.5	29.310	180.0	25.688	132.5		1:54.536	
4	1:01.752	101.3	30.466	174.8	26.870	133.9		1:59.088		13	59.898	104.5	29.195	<u>184.6</u>	25.663	136.6		1:54.756	
5	1:01.416	102.9	29.914	179.7	26.372	133.9		1:57.702		14	59.133	103.8	29.199	182.6	25.577	137.5		1:53.909	
6	1:01.352	102.3	30.159	175.6	27.665	135.1		1:59.176		15	59.828	105.5	28.998	181.7	25.670	136.3		1:54.496	
7	1:00.464	105.4	29.315	182.3	26.227	131.3		1:56.006		16	59.434	105.0	31.349	165.5	26.023	135.1		1:56.806	
8	1:00.257	103.3	29.584	180.3	26.114	132.2		1:55.955		17	59.343	104.8	29.342	181.1	25.577	139.4		1:54.262	
9	1:00.438	103.4	29.605	180.0	26.110	132.8		1:56.153		18	<u>58.573</u>	<u>106.0</u>	<u>28.856</u>	181.7	<u>25.271</u>	139.1		<u>1:52.700</u>	

Int. ADAC Siegerlandpreis

MSC Freies Grund e.V. im ADAC

ADAC Junior Cup powered by KTM - Freies Training 13

27 - 29 June 2014

Laps and Sector Times

Nürburgring Kurz - 3618 mtr.

11 Pedro John (GER)									KTM RC390										
lap	Sect-1	Speed	Sect-2	Speed	Sect-3	Speed	TopSpeed	laptime	pit	lap	Sect-1	Speed	Sect-2	Speed	Sect-3	Speed	Topspeed	laptime	pit
1	Out	101.4	30.077	184.6	25.177	139.1		1:57.052		11	56.270	109.1	27.850	188.5	23.253	141.7		1:47.373	
2	58.902	107.7	28.816	184.6	24.475	140.0		1:52.193		12	56.310	<u>111.9</u>	27.560	187.6	23.137	138.1		1:47.007	
3	57.839	109.4	28.424	185.2	23.967	143.7		1:50.230		13	56.549	108.2	27.580	187.3	23.476	142.0		1:47.605	
4	57.038	109.2	27.966	187.6	23.769	141.7		1:48.773		14	<u>55.944</u>	111.0	27.503	189.2	<u>23.009</u>	144.7		<u>1:46.456</u>	
5	57.658	108.3	27.695	<u>190.4</u>	23.776	146.4		1:49.129		15	58.561	107.7	28.006	189.5	24.373	143.0		1:50.940	
6	56.339	109.1	27.728	189.5	23.437	142.7		1:47.504		16	56.755	108.5	27.753	185.8	23.507	143.3		1:48.015	
7	56.816	95.4	28.596	181.1	24.511	142.0		1:49.923		17	56.011	109.4	<u>27.459</u>	189.8	23.350	147.1		1:46.820	
8	57.196	110.5	27.835	189.2	23.692	144.7		1:48.723		18	56.331	107.8	29.855	180.0	24.459	140.7		1:50.645	
9	57.660	108.3	27.875	187.0	23.797	141.7		1:49.332		19	56.516	107.6	27.903	186.4	23.565	142.0		1:47.984	
10	56.668	108.9	27.796	187.6	23.473	141.0		1:47.937		20									

12 Leon Langstädtler (GER)									KTM RC390										
lap	Sect-1	Speed	Sect-2	Speed	Sect-3	Speed	TopSpeed	laptime	pit	lap	Sect-1	Speed	Sect-2	Speed	Sect-3	Speed	Topspeed	laptime	pit
1	Out	102.2	29.583	175.1	26.122	133.9		1:57.750		9	58.874	106.4	28.624	180.6	24.424	134.8		1:51.922	
2	1:00.058	103.7	29.108	178.1	24.638	136.3		1:53.804		10	58.625	<u>106.6</u>	28.512	<u>184.0</u>	24.432	135.7		1:51.569	
3	58.977	105.7	28.839	181.1	24.508	137.8		1:52.324		11	58.406	106.4	28.541	179.4	24.320	135.1		1:51.267	
4	59.006	105.3	28.758	180.0	24.544	136.6		1:52.308		12	59.257	106.1	28.848	180.3				1:59.642	
5	59.338	106.5	28.607	179.7	24.477	135.4		1:52.422		13	Out	104.2	28.967	178.9	24.641	135.1		2:47.095	
6	58.959	<u>106.6</u>	28.943	178.3				2:00.620		14	58.425	105.5	<u>28.476</u>	180.6	<u>24.278</u>	134.8		<u>1:51.179</u>	
7	Out	104.5	28.917	179.4	24.644	134.8		3:00.952		15	<u>58.171</u>	105.4	28.858	182.3	26.540	128.3		1:53.569	
8	58.977	105.5	28.599	178.3	24.462	134.2		1:52.038		16	1:04.183	95.7	31.814	166.7				2:08.361	

14 Jendrik Sättele (GER)									KTM RC390										
lap	Sect-1	Speed	Sect-2	Speed	Sect-3	Speed	TopSpeed	laptime	pit	lap	Sect-1	Speed	Sect-2	Speed	Sect-3	Speed	Topspeed	laptime	pit
1	Out	94.3	33.223	162.9	29.706	133.9		2:09.116		10	1:00.235	103.3	29.464	180.3	25.402	135.7		1:55.101	
2	1:04.034	99.6	31.611	167.0	28.465	135.4		2:04.110		11	1:00.388	104.4	29.684	177.5	25.328	137.5		1:55.400	
3	1:03.536	98.6	30.881	172.5	26.847	136.9		2:01.264		12	59.921	103.6	29.307	178.9	25.283	136.9		1:54.511	
4	1:01.178	102.8	29.941	177.0	26.412	137.2		1:57.531		13	1:00.041	104.4	29.190	179.7	25.530	135.7		1:54.761	
5	1:02.530	86.4	30.288	176.1	25.840	136.9		1:58.658		14	<u>59.458</u>	101.8	29.170	177.5	25.258	137.2		<u>1:53.886</u>	
6	1:00.861	99.3	29.814	177.5	26.238	135.1		1:56.913		15	1:00.600	102.8	29.379	178.6	<u>25.153</u>	136.9		1:55.132	
7	1:00.071	103.1	29.735	178.1	25.914	135.4		1:55.720		16	59.668	<u>104.8</u>	<u>29.036</u>	<u>180.6</u>	25.267	137.5		1:53.971	
8	1:00.143	103.8	29.616	176.4				2:05.393		17	1:00.388	101.8	29.893	174.0				2:06.283	
9	Out	103.5	29.686	179.4	26.040	135.1		5:03.421		18									

16 Yannik Tuisel (GER)									KTM RC390										
lap	Sect-1	Speed	Sect-2	Speed	Sect-3	Speed	TopSpeed	laptime	pit	lap	Sect-1	Speed	Sect-2	Speed	Sect-3	Speed	Topspeed	laptime	pit
1	Out	99.2	30.763	175.9	25.788	135.1		1:57.880		10	59.904	108.8	28.678	181.4	24.716	136.0		1:53.298	
2	1:01.946	101.7	29.400	177.5	25.358	135.4		1:56.704		11	59.262	105.3	28.816	176.7	25.289	136.6		1:53.367	
3	1:01.365	102.3	29.246	178.3	25.060	136.3		1:55.671		12	59.514	107.5	28.681	180.3	24.914	135.7		1:53.109	
4	1:00.890	102.4	29.479	179.4	24.829	136.3		1:55.198		13	<u>59.086</u>	106.8	<u>28.543</u>	178.9	25.330	139.1		1:52.959	
5	1:00.390	103.3	29.038	178.3	25.132	135.1		1:54.560		14	59.101	<u>109.6</u>	28.615	179.7	<u>24.604</u>	135.7		<u>1:52.320</u>	
6	1:00.094	105.9	28.961	180.3	24.985	135.4		1:54.040		15	59.528	104.8	28.893	178.1	24.883	135.1		1:53.304	
7	59.891	106.1	28.885	179.4	25.009	134.2		1:53.785		16	59.797	105.2	28.840	177.8	24.942	136.3		1:53.579	
8	1:00.000	105.9	28.912	179.2	25.025	133.9		1:53.937		17	59.782	104.7	28.861	178.6	24.975	136.3		1:53.618	
9	59.914	106.0	29.087	177.8	24.939	134.2		1:53.940		18	59.940	104.4	28.805	<u>181.7</u>	25.035	138.1		1:53.780	

17 Marc Zellhöfer (GER)									KTM RC390										
lap	Sect-1	Speed	Sect-2	Speed	Sect-3	Speed	TopSpeed	laptime	pit	lap	Sect-1	Speed	Sect-2	Speed	Sect-3	Speed	Topspeed	laptime	pit
1	Out	97.6	30.644	182.0	26.479	138.1		2:02.416		11	56.859	105.1	27.867	184.6	23.472	137.5		1:48.198	
2	58.999	100.6	28.797	181.4	24.077	141.0		1:51.873		12	<u>56.577</u>	105.9	28.871	175.9	25.911	112.9		1:51.359	
3	58.539	103.0	28.535	182.9	23.807	142.3		1:50.881		13	1:02.996	105.0	28.042	181.4	24.241	137.2		1:55.279	
4	57.291	<u>107.2</u>	28.063	184.0	23.410	138.8		1:48.764		14	57.380	101.0	27.895	184.0	23.347	137.2		1:48.622	
5	56.710	107.0	28.029	185.2	23.783	140.0		1:48.522		15	56.846	102.7	28.067	186.1	<u>23.256</u>	137.2		1:48.169	
6	57.286	104.4	<u>27.781</u>	<u>190.7</u>	23.355	137.5		1:48.422		16	56.706	105.1	27.955	182.9	23.427	138.1		<u>1:48.088</u>	
7	58.014	86.7	28.971	183.1	23.403	136.9		1:50.388		17	1:02.577	104.2	28.271	183.1	23.893	137.8		1:54.741	

Int. ADAC Siegerlandpreis

MSC Freies Grund e.V. im ADAC

ADAC Junior Cup powered by KTM - Freies Training 13

27 - 29 June 2014

Laps and Sector Times

Nürburgring Kurz - 3618 mtr.

8	57.195	104.5	28.068	184.0	23.749	140.4		1:49.012	18	57.172	94.7	29.149	181.7	23.615	139.4		1:49.936
9	56.583	105.3	30.637	152.4	25.146	137.8		1:52.366	19	56.903	103.4	28.260	181.7	24.560	137.5		1:49.723
10	59.569	95.9	33.209	144.4	24.112	138.8		1:56.890	20								

18 Tom Günther (GER)									KTM RC390										
lap	Sect-1	Speed	Sect-2	Speed	Sect-3	Speed	TopSpeed	laptime	pit	lap	Sect-1	Speed	Sect-2	Speed	Sect-3	Speed	Topspeed	laptime	pit
1	Out	98.5	32.328	167.7	28.005	133.3		2:05.549		10	59.308	107.2	28.947	178.3	24.473	137.2		1:52.728	
2	1:03.418	103.9	30.189	177.0	25.798	135.1		1:59.405		11	59.329	108.0	28.734	179.7	24.103	140.7		1:52.166	
3	1:01.688	103.4	29.592	175.9	25.441	136.9		1:56.721		12	58.378	108.7	28.869	177.5	24.066	137.5		1:51.313	
4	1:00.470	105.2	29.329	175.6	25.295	135.4		1:55.094		13	58.174	106.7	28.804	178.1	24.217	137.5		<u>1:51.195</u>	
5	1:00.232	105.2	29.866	175.6	25.486	136.3		1:55.584		14	58.484	107.8	28.722	179.4	24.143	143.0		1:51.349	
6	1:00.306	105.9	30.518	171.4	25.405	134.2		1:56.229		15	58.380	<u>109.4</u>	29.308	176.7	24.311	138.8		1:51.999	
7	1:00.733	105.4	29.591	177.2	24.990	135.7		1:55.314		16	58.934	109.1	28.638	176.7	24.258	137.8		1:51.830	
8	59.466	105.9	29.202	176.7	24.917	136.3		1:53.585		17	58.609	108.1	<u>28.604</u>	180.3	<u>24.034</u>	141.7		1:51.247	
9	58.756	104.5	28.967	177.5	24.608	135.4		1:52.331		18	<u>57.643</u>	106.5	29.028	<u>183.1</u>	25.324	137.5		1:51.995	

19 Chris Leibold (GER)									KTM RC390										
lap	Sect-1	Speed	Sect-2	Speed	Sect-3	Speed	TopSpeed	laptime	pit	lap	Sect-1	Speed	Sect-2	Speed	Sect-3	Speed	Topspeed	laptime	pit
1	Out	99.1	30.837	171.9	26.590	131.6		2:02.836		10	1:00.827	103.1	29.936	177.0	25.029	132.5		1:55.792	
2	1:02.250	99.1	29.949	177.5	25.368	133.3		1:57.567		11	1:01.059	100.9	29.855	176.4	25.137	133.0		1:56.051	
3	1:01.839	102.7	29.833	175.1	25.495	133.6		1:57.167		12	1:00.191	101.1	29.945	175.9	25.267	131.3		1:55.403	
4	1:01.282	99.0	30.058	177.2	25.813	133.9		1:57.153		13	1:00.538	101.0	29.910	177.0	25.222	133.6		1:55.670	
5	1:00.731	104.1	29.248	178.6	25.356	133.0		1:55.335		14	1:01.226	<u>105.9</u>	<u>29.125</u>	<u>179.4</u>	<u>24.759</u>	135.7		<u>1:55.110</u>	
6	1:00.277	105.2	29.957	177.5	25.744	131.6		1:55.978		15	<u>1:00.139</u>	99.0	29.558	176.4				2:05.933	
7	1:01.209	102.0	29.756	177.8	25.452	131.3		1:56.417		16	Out	97.6	29.787	175.1	25.374	132.2		2:47.391	
8	1:00.856	104.1	29.761	176.1	25.566	134.5		1:56.183		17	1:00.702	101.8	29.706	174.8	25.071	133.0		1:55.479	
9	1:01.376	103.0	29.541	173.8	25.139	131.6		1:56.056		18	1:01.345	98.7	30.080	174.8	25.061	133.3		1:56.486	

20 Hagen Wiedemann (GER)									KTM RC390										
lap	Sect-1	Speed	Sect-2	Speed	Sect-3	Speed	TopSpeed	laptime	pit	lap	Sect-1	Speed	Sect-2	Speed	Sect-3	Speed	Topspeed	laptime	pit
1	Out	96.3	30.858	163.4	26.949	131.0		1:59.658		10	58.664	107.7	28.070	182.9	23.986	135.7		1:50.720	
2	1:01.320	104.8	28.943	179.7	25.742	133.9		1:56.005		11	57.221	108.1	<u>28.030</u>	181.1	23.967	135.7		1:49.218	
3	1:00.063	105.5	28.836	177.8	24.817	136.0		1:53.716		12	57.738	<u>110.9</u>	28.428	178.3	24.233	135.1		1:50.399	
4	58.498	106.4	28.259	178.9	24.489	136.3		1:51.246		13	57.606	107.1	28.186	180.6	23.886	137.2		1:49.678	
5	58.667	108.4	28.298	181.1	24.881	139.7		1:51.846		14	57.502	105.1	28.148	180.0	23.965	136.3		1:49.615	
6	59.160	109.1	28.341	181.4	24.247	137.2		1:51.748		15	57.345	106.7	28.043	181.4	<u>23.671</u>	136.9		<u>1:49.059</u>	
7	58.006	108.7	28.472	179.7	24.256	137.2		1:50.734		16	1:01.119	103.4	29.048	170.7				2:08.725	
8	57.966	107.0	30.135	131.8	25.918	134.5		1:54.019		17	Out	107.0	28.068	183.1	23.960	138.1		3:10.249	
9	57.922	109.3	28.274	178.1	24.059	135.4		1:50.255		18	<u>57.029</u>	109.0	28.537	<u>184.3</u>	23.679	137.5		1:49.245	

23 Kenny Leibold (GER)									KTM RC390										
lap	Sect-1	Speed	Sect-2	Speed	Sect-3	Speed	TopSpeed	laptime	pit	lap	Sect-1	Speed	Sect-2	Speed	Sect-3	Speed	Topspeed	laptime	pit
1	Out	96.7	30.911	174.8	26.666	129.1		1:59.684		10	Out	109.9	28.054	185.2	24.031	136.6		3:33.020	
2	1:00.774	106.5	29.272	178.1	24.707	135.4		1:54.753		11	57.147	<u>110.4</u>	27.970	181.7	23.833	137.8		1:48.950	
3	58.748	104.0	28.614	179.7	24.369	136.3		1:51.731		12	56.734	108.8	28.079	181.4	23.842	137.2		1:48.655	
4	58.079	105.9	28.265	179.4	24.005	137.8		1:50.349		13	57.729	108.5	28.139	184.3	23.715	138.8		1:49.583	
5	57.028	<u>110.4</u>	28.122	181.4	24.045	138.1		1:49.195		14	<u>56.618</u>	108.3	27.993	185.2	23.693	140.0		<u>1:48.304</u>	
6	57.065	110.0	28.093	181.4	23.887	136.9		1:49.045		15	58.102	109.4	28.010	182.0	23.688	143.7		1:49.800	
7	56.823	108.4	28.179	180.6	24.055	137.2		1:49.057		16	57.175	109.4	<u>27.550</u>	<u>190.7</u>	24.074	141.7		1:48.799	
8	56.922	108.4	30.230	140.0	28.662	121.2		1:55.814		17	56.741	107.1	28.003	187.3	24.119	141.3		1:48.863	
9	58.046	103.8	28.144	180.3				1:59.701		18	57.109	110.1	27.836	185.2	<u>23.652</u>	142.0		1:48.597	

24 Yannick Kruse (GER)									KTM RC390										
lap	Sect-1	Speed	Sect-2	Speed	Sect-3	Speed	TopSpeed	laptime	pit	lap	Sect-1	Speed	Sect-2	Speed	Sect-3	Speed	Topspeed	laptime	pit
1	Out	92.2	33.919	173.2	29.283	133.9		2:10.774		6	1:02.522	102.4	30.345	177.5	26.376	136.0		1:59.243	
2	1:08.881	96.0	31.921	177.5	28.326	128.3		2:09.128		7	1:02.778	104.9	29.943	180.6	<u>26.098</u>	136.0		1:58.819	
3	1:06.598	99.1	31.334	177.0	27.841	136.0		2:05.773		8	1:01.985	103.1	29.970	178.1	26.162	136.3		1:58.117	

Int. ADAC Siegerlandpreis

MSC Freies Grund e.V. im ADAC

ADAC Junior Cup powered by KTM - Freies Training 13

27 - 29 June 2014

Laps and Sector Times

Nürburgring Kurz - 3618 mtr.

4	1:05.485	100.7	31.010	177.2	27.242	135.7	2:03.737	9	1:01.953	102.9	<u>29.721</u>	182.3	26.210	135.4	<u>1:57.884</u>
5	1:04.031	102.6	30.947	177.0	26.387	137.8	2:01.365	10	<u>1:01.839</u>	<u>105.0</u>	<u>30.093</u>	<u>184.6</u>			2:18.570

25 Jessica Langstädtler (GER)									KTM RC390										
lap	Sect-1	Speed	Sect-2	Speed	Sect-3	Speed	TopSpeed	laptime	pit	lap	Sect-1	Speed	Sect-2	Speed	Sect-3	Speed	Topspeed	laptime	pit
1	Out	98.2	32.869	164.1	27.953	129.7		2:05.724		10	1:00.071	105.1	30.923	170.9	25.368	134.5		1:56.362	
2	1:02.107	101.8	30.469	174.5	25.818	137.5		1:58.394		11	59.512	105.9	29.420	179.4	24.927	134.8		1:53.859	
3	1:00.627	103.5	30.272	181.4	26.489	137.2		1:57.388		12	59.337	107.2	29.141	179.2	24.753	135.4		1:53.231	
4	1:02.163	105.1	30.266	176.1	25.629	135.4		1:58.058		13	<u>58.753</u>	107.4	29.216	180.3	25.126	139.1		1:53.095	
5	59.962	105.4	30.147	173.5	25.466	135.4		1:55.575		14	59.957	<u>108.5</u>	<u>28.791</u>	182.9	24.707	138.8		1:53.455	
6	1:00.386	105.1	29.428	181.1	25.224	135.1		1:55.038		15	59.870	104.3	29.104	181.1	24.833	136.9		1:53.807	
7	59.917	106.8	29.191	181.7	24.978	134.2		1:54.086		16	59.129	107.6	28.911	182.0	<u>24.666</u>	139.4		<u>1:52.706</u>	
8	59.547	106.8	29.472	175.6	25.215	134.8		1:54.234		17	59.618	105.9	28.792	<u>184.3</u>	24.914	139.1		1:53.324	
9	59.587	104.3	31.028	174.3	25.469	132.5		1:56.084		18	59.085	104.3	29.134	180.8	24.828	135.4		1:53.047	

26 Toni Thurmayer (GER)									KTM RC390										
lap	Sect-1	Speed	Sect-2	Speed	Sect-3	Speed	TopSpeed	laptime	pit	lap	Sect-1	Speed	Sect-2	Speed	Sect-3	Speed	Topspeed	laptime	pit
1	Out	100.0	31.114	176.4	26.018	134.8		1:59.377		10	57.618	106.8	28.336	186.1	23.677	138.5		1:49.631	
2	1:03.083	101.7	30.022	179.4	25.086	135.4		1:58.191		11	57.338	108.1	28.312	186.7	<u>23.561</u>	138.8		1:49.211	
3	59.707	106.3	29.141	181.1	24.368	137.2		1:53.216		12	57.012	107.6	28.324	184.6	23.863	138.8		1:49.199	
4	58.919	105.3	28.875	180.3	24.560	134.2		1:52.354		13	57.416	108.5	<u>28.120</u>	186.4	23.673	140.4		1:49.209	
5	58.621	107.1	28.732	182.0	24.734	138.8		1:52.087		14	57.012	106.1	28.287	186.1	23.727	139.7		<u>1:49.026</u>	
6	57.826	105.5	28.622	183.7	24.620	138.1		1:51.068		15	<u>56.885</u>	108.2	28.181	<u>187.3</u>				2:01.904	
7	58.523	107.6	28.519	185.5	24.058	140.0		1:51.100		16	Out	104.0	29.016	180.6	24.724	135.4		4:38.194	
8	57.516	108.3	28.270	184.9	23.930	138.1		1:49.716		17	58.444	105.9	28.811	179.4	24.674	136.9		1:51.929	
9	57.640	<u>109.3</u>	28.395	182.6	24.326	140.0		1:50.361		18	57.578	106.8	28.567	180.0	24.220	136.6		1:50.365	

51 Jirka Mrkývka (CZE)									KTM RC390										
lap	Sect-1	Speed	Sect-2	Speed	Sect-3	Speed	TopSpeed	laptime	pit	lap	Sect-1	Speed	Sect-2	Speed	Sect-3	Speed	Topspeed	laptime	pit
1	Out	89.6	36.231	155.3	29.003	134.8		2:18.194		7	58.992	103.6	29.492	<u>182.3</u>	25.196	137.5		1:53.680	
2	1:05.056	94.7	33.031	160.2	28.023	133.6		2:06.110		8	59.205	100.9	29.253	181.7	25.154	136.6		1:53.612	
3	1:05.439	92.2	32.114	167.7	27.152	134.2		2:04.705		9	58.458	105.3	<u>29.011</u>	180.3	24.925	137.2		1:52.394	
4	1:03.509	99.5	30.850	174.5	26.846	133.0		2:01.205		10	<u>58.265</u>	104.2	29.063	178.9	25.038	136.6		<u>1:52.366</u>	
5	1:01.865	99.9	30.194	179.4	25.727	132.5		1:57.786		11	1:03.222	105.1	29.811	171.2				2:06.753	
6	1:01.123	102.5	29.470	<u>182.3</u>	25.572	136.3		1:56.165		12	Out	<u>106.3</u>	29.228	178.6	<u>24.727</u>	133.9		2:27.183	

52 Petr Voslajer (CZE)									KTM RC390										
lap	Sect-1	Speed	Sect-2	Speed	Sect-3	Speed	TopSpeed	laptime	pit	lap	Sect-1	Speed	Sect-2	Speed	Sect-3	Speed	Topspeed	laptime	pit
1	Out	93.3	32.992	167.7				2:18.194		10	57.563	107.2	28.585	183.4	24.668	136.3		1:50.816	
2	Out	100.8	30.173	180.6	25.782	134.5		3:15.150		11	57.113	105.9	28.165	183.1	24.238	136.6		1:49.516	
3	59.590	104.2	28.951	184.6	25.233	138.5		1:53.774		12	<u>56.350</u>	108.0	<u>27.920</u>	184.3	24.127	137.8		<u>1:48.397</u>	
4	58.513	103.4	28.440	<u>184.9</u>	24.768	137.5		1:51.721		13	59.508	106.2	28.506	181.7				2:01.723	
5	59.408	104.7	28.403	<u>184.9</u>	24.899	136.0		1:52.710		14	Out	105.0	28.345	183.1	24.229	135.1		3:10.562	
6	58.397	106.0	28.505	184.0	24.938	135.4		1:51.840		15	57.209	<u>108.3</u>	28.739	182.6	24.674	136.9		1:50.622	
7	58.154	104.9	28.572	182.6	24.605	136.3		1:51.331		16	56.740	106.9	28.115	182.9	<u>24.072</u>	138.1		1:48.927	
8	1:09.899	103.8	28.919	180.0	24.688	135.7		2:03.506		17	58.202	104.7	28.437	182.9				2:07.178	
9	58.828	104.9	28.446	<u>184.9</u>	24.528	135.7		1:51.802		18									

53 Michaël Verbrugghe (BEL)									KTM RC390										
lap	Sect-1	Speed	Sect-2	Speed	Sect-3	Speed	TopSpeed	laptime	pit	lap	Sect-1	Speed	Sect-2	Speed	Sect-3	Speed	Topspeed	laptime	pit
1	Out	98.7	32.256	174.3	28.228	134.5		2:05.554		10	58.098	107.4	28.591	182.9	24.474	136.3		1:51.163	
2	1:00.390	101.8	30.261	175.3	26.172	136.9		1:56.823		11	57.606	107.8	28.461	183.1	24.460	136.3		1:50.527	
3	58.749	106.1	28.805	182.9	25.365	141.0		1:52.919		12	57.787	103.0	28.483	183.4	24.595	138.5		1:50.865	
4	58.457	103.5	28.750	182.3	24.852	136.9		1:52.059		13	57.556	106.3	28.475	182.0	24.620	136.9		1:50.651	
5	57.835	104.8	28.393	184.0	24.344	140.4		1:50.572		14	1:20.892	106.3	28.576	184.3	24.402	137.5		2:13.870	
6	57.381	106.5	28.491	184.0	24.796	137.2		1:50.668		15	57.269	<u>107.9</u>	28.461	180.8	24.299	137.2		1:50.029	
7	57.216	106.8	<u>28.146</u>	<u>188.5</u>	25.102	137.5		1:50.464		16	57.511	103.8	28.536	182.0	24.321	137.5		1:50.368	

Int. ADAC Siegerlandpreis

MSC Freies Grund e.V. im ADAC

ADAC Junior Cup powered by KTM - Freies Training 13

27 - 29 June 2014

Laps and Sector Times

Nürburgring Kurz - 3618 mtr.

8	1:12.647	69.9	36.846	109.2			2:28.376	17	1:13.549	104.9	28.587	181.4	25.420	139.7	2:07.556
9	Out	106.2	28.900	184.0	25.142	136.0	3:06.001	18	<u>57.016</u>	107.4	28.265	183.7	<u>24.244</u>	140.4	<u>1:49.525</u>

54 Joel Kugler (SUI)									KTM RC390										
lap	Sect-1	Speed	Sect-2	Speed	Sect-3	Speed	TopSpeed	laptime	pit	lap	Sect-1	Speed	Sect-2	Speed	Sect-3	Speed	Topspeed	laptime	pit
1	Out	96.0	31.709	174.8	26.690	133.3		2:02.339		10	1:00.899	103.0	29.642	185.5	25.198	134.5		1:55.739	
2	1:02.771	100.1	30.042	180.8	25.947	132.5		1:58.760		11	1:00.070	103.4	29.645	184.9	25.723	133.3		1:55.438	
3	1:01.326	100.8	29.926	180.8	25.758	133.3		1:57.010		12	59.931	103.0	29.578	184.3	25.525	134.5		1:55.034	
4	1:00.751	99.7	29.835	181.7	25.544	132.5		1:56.130		13	59.795	105.5	<u>29.397</u>	186.1	<u>25.172</u>	134.5		<u>1:54.364</u>	
5	1:01.425	101.0	29.664	184.0	25.502	133.6		1:56.591		14	1:00.258	<u>108.3</u>	29.669	185.5	25.372	134.2		1:55.299	
6	1:00.710	104.0	29.865	184.9	25.612	136.0		1:56.187		15	<u>59.663</u>	104.9	30.015	180.0	25.700	137.2		1:55.378	
7	1:00.296	104.1	29.570	185.2	25.519	132.5		1:55.385		16	1:00.232	104.5	29.507	185.8	25.613	136.3		1:55.352	
8	59.718	104.8	29.770	183.4	26.228	132.8		1:55.716		17	1:00.438	105.1	29.699	183.7	25.629	133.9		1:55.766	
9	1:00.436	105.8	29.776	183.4	25.791	131.0		1:56.003		18	1:01.170	101.0	30.315	<u>186.4</u>	25.863	133.3		1:57.348	

G83 Lachlan Epis (AUS)									KTM RC390										
lap	Sect-1	Speed	Sect-2	Speed	Sect-3	Speed	TopSpeed	laptime	pit	lap	Sect-1	Speed	Sect-2	Speed	Sect-3	Speed	Topspeed	laptime	pit
1	Out	78.5	31.792	174.3	26.573	133.0		2:00.161		10	58.332	106.9	28.231	182.9	24.324	136.9		1:50.887	
2	1:01.838	100.1	30.011	176.7	25.240	131.9		1:57.089		11	1:01.101	97.6	30.144	177.2	25.424	133.9		1:56.669	
3	1:00.379	100.1	29.833	175.9	25.411	136.9		1:55.623		12	1:04.517	<u>107.5</u>	31.043	151.0				2:15.889	
4	1:01.176	96.5	29.224	176.1	24.992	135.7		1:55.392		13	Out	99.4	29.596	183.7	25.553	139.1		2:35.750	
5	59.324	104.9	<u>28.222</u>	<u>185.8</u>	24.531	137.2		1:52.077		14	59.075	106.0	29.015	179.2	24.601	138.1		1:52.691	
6	58.615	105.2	28.860	178.1	24.958	133.6		1:52.433		15	58.954	104.7	29.093	174.3	24.828	136.6		1:52.875	
7	59.729	103.5	28.828	179.4	25.244	133.0		1:53.801		16	59.499	105.0	28.510	182.9	24.380	139.1		1:52.389	
8	59.683	103.2	29.011	178.6				2:04.623		17	<u>57.703</u>	104.4	28.748	180.8	24.401	137.8		<u>1:50.852</u>	
9	Out	106.1	28.596	183.1	<u>24.267</u>	139.4		2:53.637		18									

Int. ADAC Siegerlandpreis

MSC Freies Grund e.V. im ADAC

ADAC Junior Cup powered by KTM - Freies Training 13

27 - 29 June 2014

Sector analyse

Nürburgring Kurz - 3618 mtr.

Pos	Nbr	Name / Team name	Sector 1			Sector 2			Sector 3			Theoretical best	Actual best	In
			time	Lap	pos	time	Lap	pos	time	Lap	pos			
1	7	Tim Georgi (GER)	55.507	15	2	27.295	14	1	23.287	14	3	1:46.089	1:46.198	14
2	11	Pedro John (GER)	55.944	14	4	27.459	17	2	23.009	14	1	1:46.412	1:46.456	14
3	4	Matthias Meggle (GER)	55.276	15	1	27.826	12	10	23.652	16	6	1:46.754	1:46.911	15
4	6	Lukas Tulovic (GER)	55.916	18	3	27.649	15	6	23.381	18	4	1:46.946	1:47.303	18
5	3	Dennis Norick Stelzer (GER)	56.041	17	5	27.563	19	5	23.711	17	10	1:47.315	1:47.405	17
6	1	Dominic Kaßner (GER)	56.530	13	8	27.537	13	3	23.919	14	13	1:47.986	1:48.040	13
7	17	Marc Zellhöfer (GER)	56.577	12	10	27.781	6	9	23.256	15	2	1:47.614	1:48.088	16
8	5	Jonas Hähle (GER)	56.384	18	7	27.755	15	8	23.680	19	9	1:47.819	1:48.179	15
9	23	Kenny Leibold (GER)	56.618	14	12	27.550	16	4	23.652	18	7	1:47.820	1:48.304	14
10	52	Petr Voslajer (CZE)	56.350	12	6	27.920	12	11	24.072	16	15	1:48.342	1:48.397	12
11	2	Tim Aydin (GER)	56.545	13	9	27.729	11	7	23.778	11	11	1:48.052	1:48.409	11
12	8	Maximilian Sohnius (GER)	56.583	16	11	28.070	15	13	23.855	19	12	1:48.508	1:49.021	19
13	26	Toni Thurmayer (GER)	56.885	15	13	28.120	13	14	23.561	11	5	1:48.566	1:49.026	14
14	20	Hagen Wiedemann (GER)	57.029	18	15	28.030	11	12	23.671	15	8	1:48.730	1:49.059	15
15	53	Michaël Verbrugghe (BEL)	57.016	18	14	28.146	7	15	24.244	18	16	1:49.406	1:49.525	18
16	G83	Lachlan Epis (AUS)	57.703	17	17	28.222	5	16	24.267	9	17	1:50.192	1:50.852	17
17	12	Leon Langstädtler (GER)	58.171	15	18	28.476	14	17	24.278	14	18	1:50.925	1:51.179	14
18	18	Tom Günther (GER)	57.643	18	16	28.604	17	19	24.034	17	14	1:50.281	1:51.195	13
19	16	Yannik Tuisel (GER)	59.086	13	22	28.543	13	18	24.604	14	19	1:52.233	1:52.320	14
20	51	Jirka Mrkývka (CZE)	58.265	10	19	29.011	9	22	24.727	12	21	1:52.003	1:52.366	10
21	9	Milan Wiedemann (GER)	58.573	18	20	28.856	18	21	25.271	18	25	1:52.700	1:52.700	18
22	25	Jessica Langstädtler (GER)	58.753	13	21	28.791	14	20	24.666	16	20	1:52.210	1:52.706	16
23	14	Jendrik Sättele (GER)	59.458	14	23	29.036	16	23	25.153	15	23	1:53.647	1:53.886	14
24	54	Joel Kugler (SUI)	59.663	15	24	29.397	13	25	25.172	13	24	1:54.232	1:54.364	13
25	19	Chris Leibold (GER)	1:00.139	15	25	29.125	14	24	24.759	14	22	1:54.023	1:55.110	14
26	24	Yannick Kruse (GER)	1:01.839	10	26	29.721	9	26	26.098	7	26	1:57.658	1:57.884	9

Int. ADAC Siegerlandpreis

MSC Freies Grund e.V. im ADAC

Heat Statistics

Heat name : ADAC Junior Cup powered by KTM - Freies Training 13
Heat Date : 27 June 2014
Circuit name : Nürburgring Kurz - 3618 mtr.

Participants Started : 26 **Participants Classified** : 28
Participants Finished : 20 **Participants Not Classified** : 0
Participants Not Finished : 8

Green flag at : 27/06/2014 - 15:41:02 **Heat recording start time** : 27/06/2014 - 15:41:01
Finish flag waved at : 27/06/2014 - 16:16:03 **Heat recording end time** : 27/06/2014 - 16:19:13
Total time under Green : 35:01 **Total of All Laps in Heat** : 452
Number of cautions : 0 **Total time under Yellow** : 00:00:00
Number of code-60's : 0 **Total time under Code-60** : 00:00:00

Best Lap time history during the Heat

#	Nbr	lap time	in lap	Name	Car	time of day
1	7	1:54.421	2	Tim Georgi	KTM RC390	15:45:08
2	12	1:53.804	2	Leon Langstädtler	KTM RC390	15:45:22
3	11	1:52.193	2	Pedro John	KTM RC390	15:45:31
4	6	1:51.914	2	Lukas Tulovic	KTM RC390	15:45:31
5	17	1:51.873	2	Marc Zellhöfer	KTM RC390	15:45:33
6	7	1:51.582	3	Tim Georgi	KTM RC390	15:46:59
7	11	1:50.230	3	Pedro John	KTM RC390	15:47:21
8	5	1:50.064	4	Jonas Hähle	KTM RC390	15:49:03
9	11	1:48.773	4	Pedro John	KTM RC390	15:49:10
10	17	1:48.764	4	Marc Zellhöfer	KTM RC390	15:49:13
11	7	1:48.632	5	Tim Georgi	KTM RC390	15:50:38
12	17	1:48.522	5	Marc Zellhöfer	KTM RC390	15:51:02
13	11	1:47.504	6	Pedro John	KTM RC390	15:52:46
14	11	1:47.373	11	Pedro John	KTM RC390	16:01:49
15	11	1:47.007	12	Pedro John	KTM RC390	16:03:36
16	11	1:46.456	14	Pedro John	KTM RC390	16:07:11
17	7	1:46.198	14	Tim Georgi	KTM RC390	16:09:03

Int. ADAC Siegerlandpreis

MSC Freies Grund e.V. im ADAC

ADAC Junior Cup powered by KTM - Qualifying 1

27 - 29 June 2014

Nürburgring Kurz - 3618 mtr.


Pos	Nbr	Name / Entrant	Motorcycle / City	Fastest	In	Gap	Diff	Laps	Km/h
1	11	Pedro John (GER) ADAC Württemberg e.V.	KTM RC390 Ulm	1:45.792	11			13	123.12
2	7	Tim Georgi (GER) ADAC Berlin Brandenburg e.V./Team Bergau	KTM RC390 Berlin	1:46.163	9	0.371	0.371	12	122.69
3	4	Matthias Meggle (GER) ADAC Team Südbayern e.V.	KTM RC390 Reicholzried	1:46.417	6	0.625	0.254	13	122.39
4	17	Marc Zellhöfer (GER) ADAC Nordbayern e.V.	KTM RC390 Fürth	1:46.498	13	0.706	0.081	13	122.30
5	23	Kenny Leibold (GER) ADAC Württemberg e.V.	KTM RC390 Schlierbach	1:46.621	12	0.829	0.123	13	122.16
6	8	Maximilian Sohnus (GER) ADAC Team Südbayern e.V.	KTM RC390 Hausham	1:47.175	8	1.383	0.554	13	121.53
7	3	Dennis Norick Stelzer (GER) ADAC Sachsen e.V./Beinlich Racing Team	KTM RC390 Dohma	1:47.183	10	1.391	0.008	13	121.52
8	6	Lukas Tulovic (GER) ADAC Nordbaden e.V./Levior RT Germany	KTM RC390 Eberbach	1:47.239	12	1.447	0.056	13	121.46
9	51	Jirka Mrkývka (CZE)	KTM RC390 Brno	1:47.642	9	1.850	0.403	13	121.00
10	2	Tim Aydin (GER) ADAC Hessen Thüringen e.V.	KTM RC390 Aschaffenburg	1:47.673	11	1.881	0.031	13	120.97
11	1	Dominic Kaßner (GER) ADAC Racing Team AMC Sachsenring e.V.	KTM RC390 Kemtau	1:47.785	10	1.993	0.112	13	120.84
12	5	Jonas Hähle (GER) ADAC Racing Team AMC Sachsenring e.V.	KTM RC390 Lugau	1:47.861	12	2.069	0.076	13	120.76
13	26	Toni Thurmayer (GER) ADAC Nordbayern e.V.	KTM RC390 Stockstadt	1:47.892	6	2.100	0.031	13	120.72
14	53	Michaël Verbrugge (BEL) Team Motorsportschool Zolder	KTM RC390 Kessel	1:48.020	13	2.228	0.128	13	120.58
15	52	Petr Voslajer (CZE) AMK Czech Budejovice	KTM RC390 Ratboř	1:48.483	6	2.691	0.463	11	120.06
16	12	Leon Langstädtler (GER) ADAC Hessen Thüringen e.V.	KTM RC390 Idstein	1:49.220	13	3.428	0.737	13	119.25
17	21	Marlon Schroeder (GER) ADAC Westfalen e.V. Bereich Sport	KTM RC390 Datteln	1:49.978	11	4.186	0.758	13	118.43
18	18	Tom Günther (GER) ADAC Racing Team AMC Sachsenring e.V.	KTM RC390 Gersdorf	1:50.598	6	4.806	0.620	13	117.77
19	9	Milan Wiedemann (GER) ADAC Westfalen e.V. Bereich Sport	KTM RC390 Everswinkel	1:50.886	13	5.094	0.288	13	117.46
20	19	Chris Leibold (GER) ADAC Württemberg e.V.	KTM RC390 Schlierbach	1:51.203	6	5.411	0.317	13	117.13
21	20	Hagen Wiedemann (GER) ADAC Westfalen e.V. Bereich Sport	KTM RC390 Everswinkel	1:51.498	3	5.706	0.295	3	116.82
22	25	Jessica Langstädtler (GER) ADAC Hessen Thüringen e.V.	KTM RC390 Idstein	1:51.952	8	6.160	0.454	13	116.34
23	G83	Lachlan Epis (AUS)	KTM RC390 Maralylya	1:51.979	5	6.187	0.027	5	116.31
24	14	Jendrik Sättele (GER) ADAC Württemberg e.V.	KTM RC390 Balingen	1:52.462	9	6.670	0.483	13	115.82
25	16	Yannik Tuisel (GER) ADAC e.V. Bereich Jugend und Sport	KTM RC390 Gladenbach	1:52.981	13	7.189	0.519	13	115.28
26	24	Yannick Kruse (GER) ADAC Ostwestfalen-Lippe e.V.	KTM RC390 Löhne	1:53.469	7	7.677	0.488	9	114.79
27	54	Joel Kugler (SUI)	KTM RC390 Rebstein	1:53.675	9	7.883	0.206	12	114.58

Fastest time : 1:45.792 in lap 11 by nbr. 11 : Pedro John (KTM RC390)

Publication-time

Results and Laptimes : www.raceresults.at

Timekeeping by : SDO SportTiming

Clerk of the Course	Steward	Timekeeper	
Heinrich Schmidt	Rüdiger Merdes	Bernd Jung	
Page 1 of 1			

Int. ADAC Siegerlandpreis

MSC Freies Grund e.V. im ADAC

ADAC Junior Cup powered by KTM - Qualifying 1
Laptimes

27 - 29 June 2014
Nürburgring Kurz - 3618 mtr.

Nbr	Name	Laps	lap	Lap ..1	Lap ..2	Lap ..3	Lap ..4	Lap ..5	Lap ..6	Lap ..7	Lap ..8	Lap ..9	Lap ..0
11	Pedro John	13	1 - 10	1:55.157	1:51.115	1:49.266	1:51.437	1:47.742	1:47.347	5:44.154	1:46.429	1:47.786	1:48.343
			11 - 20	1:45.792	1:46.773	1:48.387							
7	Tim Georgi	12	1 - 10	2:30.077	3:13.759	1:53.467	1:50.074	1:48.187	4:46.059	1:48.008	1:47.688	1:46.163	1:50.167
			11 - 20	1:46.624	1:49.583								
4	Matthias Meggle	13	1 - 10	1:54.537	1:52.552	1:50.418	1:47.895	1:47.785	1:46.417	5:07.567	1:47.223	1:46.810	1:46.635
			11 - 20	1:46.565	1:47.169	1:48.498							
17	Marc Zellhöfer	13	1 - 10	2:04.444	1:52.878	1:49.373	1:52.622	1:49.192	1:47.188	5:20.145	1:48.023	1:47.154	1:46.690
			11 - 20	1:47.157	1:46.888	1:46.498							
23	Kenny Leibold	13	1 - 10	1:55.057	1:51.852	1:48.811	1:51.972	1:47.772	1:47.634	5:42.765	1:47.042	1:47.193	1:46.999
			11 - 20	1:47.961	1:46.621	1:47.010							
8	Maximilian Sohnus	13	1 - 10	1:55.386	1:53.455	1:50.527	1:48.335	1:48.167	1:48.375	5:37.415	1:47.175	1:51.643	1:47.910
			11 - 20	1:47.936	1:47.523	1:48.016							
3	Dennis Norick Stelzer	13	1 - 10	1:58.588	1:52.827	1:50.749	1:48.836	1:47.505	1:48.002	4:56.232	1:47.736	1:47.484	1:47.183
			11 - 20	1:47.447	1:47.798	1:48.044							
6	Lukas Tulovic	13	1 - 10	2:00.554	1:51.317	1:50.239	1:48.262	1:48.991	1:48.278	5:04.100	1:47.485	1:48.658	1:47.374
			11 - 20	1:54.925	1:47.239	1:47.982							
51	Jirka Mrkývka	13	1 - 10	2:01.789	1:54.340	1:50.525	1:51.800	1:49.842	1:49.988	5:19.974	1:48.303	1:47.642	1:48.524
			11 - 20	1:48.306	1:51.468	1:50.442							
2	Tim Aydin	13	1 - 10	2:06.817	1:54.476	1:51.576	1:52.005	1:49.568	1:49.754	5:14.185	1:50.257	1:49.257	1:48.595
			11 - 20	1:47.673	1:48.661	1:49.511							
1	Dominic Kaßner	13	1 - 10	2:04.494	1:53.798	1:50.816	1:49.896	1:48.195	1:47.905	5:21.717	1:48.503	1:48.455	1:47.785
			11 - 20	1:48.154	1:48.303	1:48.916							
5	Jonas Hähle	13	1 - 10	2:00.231	1:55.030	2:03.723	1:51.894	1:49.666	1:48.849	5:04.737	1:48.121	1:48.085	1:48.341
			11 - 20	1:47.862	1:47.861	1:48.567							
26	Toni Thurmayer	13	1 - 10	1:59.153	1:53.416	1:48.835	1:50.227	1:49.100	1:47.892	5:24.027	1:48.330	1:58.434	1:53.165
			11 - 20	1:48.441	1:49.187	1:47.934							
53	Michaël Verbrugge	13	1 - 10	1:57.653	1:51.797	1:50.286	1:49.236	1:49.372	1:49.339	5:31.514	1:48.537	1:50.027	1:51.349
			11 - 20	1:48.452	1:48.365	1:48.020							
52	Petr Voslajer	11	1 - 10	1:55.852	1:54.124	1:51.812	1:50.606	1:48.559	1:48.483	5:30.703	2:04.078	2:52.073	1:50.352
			11 - 20	3:43.386									
12	Leon Langstädtler	13	1 - 10	2:01.601	1:52.912	1:50.575	1:50.243	1:49.696	1:49.770	5:27.380	1:50.507	1:50.398	1:50.779
			11 - 20	1:49.402	1:49.373	1:49.220							
21	Marlon Schroeder	13	1 - 10	2:02.362	1:58.322	1:53.636	1:52.232	1:50.562	1:53.991	5:16.371	1:50.468	1:50.683	1:53.324
			11 - 20	1:49.978	1:58.780	1:53.765							
18	Tom Günther	13	1 - 10	2:06.061	1:57.717	1:57.437	1:52.307	1:51.481	1:50.598	5:30.040	1:53.748	1:52.239	1:51.680
			11 - 20	1:52.390	1:53.509	1:51.115							

Int. ADAC Siegerlandpreis

MSC Freies Grund e.V. im ADAC

ADAC Junior Cup powered by KTM - Qualifying 1
Laptimes

27 - 29 June 2014
Nürburgring Kurz - 3618 mtr.

Nbr	Name	Laps	lap	Lap ..1	Lap ..2	Lap ..3	Lap ..4	Lap ..5	Lap ..6	Lap ..7	Lap ..8	Lap ..9	Lap ..0
9	Milan Wiedemann	13	1 - 10	2:01.546	1:54.070	1:52.139	1:52.594	1:51.033	1:51.020	5:06.577	1:50.913	1:52.563	1:50.899
			11 - 20	1:53.617	1:51.543	1:50.886							
19	Chris Leibold	13	1 - 10	2:02.924	1:54.978	1:53.683	1:53.137	1:53.123	1:51.203	5:41.238	1:52.782	1:52.990	1:53.909
			11 - 20	1:52.430	2:05.576	1:57.491							
20	Hagen Wiedemann	3	1 - 10	23:43.066	1:57.466	1:51.498							
25	Jessica Langstädtler	13	1 - 10	2:04.441	1:57.289	1:54.653	1:53.199	1:53.308	1:52.017	4:58.581	1:51.952	1:52.800	1:52.238
			11 - 20	1:52.888	1:52.597	1:53.560							
G83	Lachlan Epis	5	1 - 10	2:01.313	2:18.648	1:55.654	1:53.483	1:51.979					
14	Jendrik Sättele	13	1 - 10	2:06.001	1:57.268	1:57.856	1:54.066	1:52.531	1:52.764	5:27.973	1:52.907	1:52.462	1:52.785
			11 - 20	1:52.700	1:54.958	1:53.232							
16	Yannik Tuisel	13	1 - 10	1:57.270	1:57.308	1:53.825	1:53.474	1:53.965	1:53.250	5:19.846	1:54.220	1:53.085	1:53.098
			11 - 20	1:53.072	1:53.470	1:52.981							
24	Yannick Kruse	9	1 - 10	2:06.807	2:01.246	1:59.290	1:58.117	1:55.881	6:49.868	1:53.469	1:53.851	2:16.266	
54	Joel Kugler	12	1 - 10	2:14.870	2:02.364	1:59.190	1:56.279	1:55.700	6:16.408	1:55.327	1:56.582	1:53.675	1:53.814
			11 - 20	1:54.453	1:54.175								

Int. ADAC Siegerlandpreis

MSC Freies Grund e.V. im ADAC

ADAC Junior Cup powered by KTM - Qualifying 1 Laps and Sector Times

27 - 29 June 2014
Nürburgring Kurz - 3618 mtr.

1 Dominic Kaßner (GER)										KTM RC390										
lap	Sect-1	Speed	Sect-2	Speed	Sect-3	Speed	TopSpeed	laptime	pit	lap	Sect-1	Speed	Sect-2	Speed	Sect-3	Speed	Topspeed	laptime	pit	
1	Out	98.3	31.367	173.0	25.860	131.9		2:04.494		8	56.891	106.7	27.854	180.0	23.758	133.3				
2	1:00.560	101.6	28.853	181.1	24.385	137.2		1:53.798		9	57.180	109.4	27.582	182.6	23.693	137.5				1:48.503
3	58.280	106.3	28.330	181.4	24.206	136.3		1:50.816		10	<u>56.262</u>	109.3	27.720	180.6	23.803	136.0				1:48.455
4	57.940	107.7	27.903	184.6	24.053	140.0		1:49.896		11	56.587	<u>110.0</u>	28.047	180.8	<u>23.520</u>	137.2				1:47.785
5	57.050	109.6	<u>27.336</u>	<u>188.5</u>	23.809	139.7		1:48.195		12	56.562	108.5	27.961	177.8	23.780	136.3				1:48.154
6	56.519	108.2	27.723	185.5	23.663	139.1		1:47.905		13	57.167	107.0	28.042	178.6	23.707	136.3				1:48.303
7	4:29.669	106.4	28.251	180.3	23.797	136.3		5:21.717		14										1:48.916

2 Tim Aydin (GER)										KTM RC390										
lap	Sect-1	Speed	Sect-2	Speed	Sect-3	Speed	TopSpeed	laptime	pit	lap	Sect-1	Speed	Sect-2	Speed	Sect-3	Speed	Topspeed	laptime	pit	
1	Out	98.3	31.694	173.5	27.251	133.9		2:06.817		8	57.699	109.0	28.203	180.0	24.355	131.3				1:50.257
2	1:00.313	106.2	29.148	180.6	25.015	136.3		1:54.476		9	57.365	109.9	<u>27.880</u>	183.1	24.012	136.9				1:49.257
3	58.165	108.2	28.413	183.7	24.998	137.2		1:51.576		10	56.789	108.4	28.107	179.7	23.699	137.5				1:48.595
4	58.816	109.9	28.563	185.5	24.626	135.1		1:52.005		11	<u>56.264</u>	109.8	27.906	183.7	<u>23.503</u>	139.1				1:47.673
5	57.023	109.3	27.910	<u>187.6</u>	24.635	136.9		1:49.568		12	56.611	109.0	28.028	183.1	24.022	136.3				1:48.661
6	57.817	<u>110.5</u>	28.190	184.9	23.747	138.8		1:49.754		13	57.282	109.6	28.333	181.4	23.896	138.5				1:49.511
7	4:21.041	106.8	28.894	176.1	24.250	132.8		5:14.185		14										

3 Dennis Norick Stelzer (GER)										KTM RC390										
lap	Sect-1	Speed	Sect-2	Speed	Sect-3	Speed	TopSpeed	laptime	pit	lap	Sect-1	Speed	Sect-2	Speed	Sect-3	Speed	Topspeed	laptime	pit	
1	Out	102.6	30.617	178.9	25.901	136.6		1:58.588		8	56.350	108.9	27.656	184.9	23.730	140.0				1:47.736
2	59.697	103.0	28.765	182.9	24.365	139.4		1:52.827		9	56.394	108.4	27.438	186.7	23.652	139.4				1:47.484
3	57.814	108.5	28.950	185.5	23.985	139.4		1:50.749		10	55.774	110.0	27.690	183.4	23.719	139.1				1:47.183
4	56.814	107.8	27.760	185.2	24.262	136.3		1:48.836		11	56.056	108.7	27.740	182.3	<u>23.651</u>	138.8				1:47.447
5	56.399	109.6	<u>27.419</u>	187.0	23.687	140.0		1:47.505		12	56.114	109.9	27.753	184.9	23.931	142.3				1:47.798
6	56.659	109.0	27.566	186.7	23.777	140.4		1:48.002		13	<u>55.580</u>	<u>112.1</u>	27.511	<u>189.2</u>	24.953	142.0				1:48.044
7	4:02.323	108.0	30.039	176.7	23.870	139.4		4:56.232		14										

4 Matthias Meggle (GER)										KTM RC390										
lap	Sect-1	Speed	Sect-2	Speed	Sect-3	Speed	TopSpeed	laptime	pit	lap	Sect-1	Speed	Sect-2	Speed	Sect-3	Speed	Topspeed	laptime	pit	
1	Out	101.7	29.467	183.7	24.472	141.0		1:54.537		8	55.902	112.5	27.750	185.5	23.571	141.3				1:47.223
2	57.701	109.5	29.044	178.3	25.807	138.5		1:52.552		9	55.687	111.9	27.677	185.2	23.446	142.0				1:46.810
3	58.070	109.3	28.492	185.2	23.856	137.5		1:50.418		10	55.595	112.4	27.606	186.4	<u>23.434</u>	142.0				1:46.635
4	56.183	111.1	28.113	185.5	23.599	141.0		1:47.895		11	55.597	112.0	<u>27.504</u>	<u>189.8</u>	23.464	143.7				1:47.447
5	56.087	109.8	27.945	186.7	23.753	141.3		1:47.785		12	55.769	110.9	27.904	185.2	23.496	140.0				1:47.169
6	<u>55.222</u>	<u>113.1</u>	27.668	184.9	23.527	141.0		<u>1:46.417</u>		13	55.600	111.2	27.860	184.6	25.038	136.3				1:48.498
7	4:15.909	111.2	27.916	184.6	23.742	138.1		5:07.567		14										

5 Jonas Hähle (GER)										KTM RC390										
lap	Sect-1	Speed	Sect-2	Speed	Sect-3	Speed	TopSpeed	laptime	pit	lap	Sect-1	Speed	Sect-2	Speed	Sect-3	Speed	Topspeed	laptime	pit	
1	Out	102.3	31.424	161.1	26.355	136.3		2:00.231		8	56.729	108.8	27.852	184.6	<u>23.540</u>	138.8				1:48.121
2	1:01.492	108.1	28.857	185.8	24.681	138.1		1:55.030		9	56.609	109.0	27.687	183.7	23.789	138.8				1:48.085
3	1:10.954	107.9	28.159	<u>189.5</u>	24.610	143.0		2:03.723		10	56.535	106.7	28.181	181.1	23.625	137.5				1:48.341
4	58.618	108.8	28.898	183.4	24.378	138.5		1:51.894		11	<u>56.331</u>	104.3	27.869	183.4	23.662	137.8				1:47.862
5	57.200	106.1	28.714	179.4	23.752	141.0		1:49.666		12	56.481	108.3	27.777	182.6	23.603	137.8				<u>1:47.861</u>
6	57.612	<u>109.8</u>	<u>27.563</u>	185.8	23.674	136.0		1:48.849		13	56.994	109.0	27.881	181.1	23.692	137.8				1:48.567
7	4:13.210	109.3	27.880	184.3	23.647	138.8		5:04.737		14										

6 Lukas Tulovic (GER)										KTM RC390										
lap	Sect-1	Speed	Sect-2	Speed	Sect-3	Speed	TopSpeed	laptime	pit	lap	Sect-1	Speed	Sect-2	Speed	Sect-3	Speed	Topspeed	laptime	pit	
1	Out	102.2	29.891	175.9	24.879	134.5		2:00.554		8	56.213	109.1	27.753	184.0	<u>23.519</u>	139.4				1:47.485
2	58.446	107.0	28.534	180.3	24.337	136.9		1:51.317		9	56.382	109.3	28.142	179.4	24.134	138.5				1:48.658
3	57.225	108.9	29.000	182.0	24.014	136.6		1:50.239		10	56.050	109.5	<u>27.596</u>	<u>187.0</u>	23.728	139.4				1:47.374
4	56.367	<u>110.0</u>	28.264	185.2	23.631	142.0		1:48.262		11	56.080	109.2	31.450	109.7	27.395	138.5				1:54.925

Int. ADAC Siegerlandpreis

MSC Freies Grund e.V. im ADAC

ADAC Junior Cup powered by KTM - Qualifying 1 Laps and Sector Times

27 - 29 June 2014
Nürburgring Kurz - 3618 mtr.

5	56.855	107.4	28.465	181.4	23.671	136.6	1:48.991	12	55.730	108.2	27.921	181.1	23.588	136.6	1:47.239
6	56.669	109.0	28.024	180.8	23.585	136.9	1:48.278	13	56.146	108.1	28.126	178.9	23.710	136.6	1:47.982
7	4:11.927	109.2	28.331	180.8	23.842	137.2	5:04.100	14							

7 Tim Georgi (GER)								KTM RC390											
lap	Sect-1	Speed	Sect-2	Speed	Sect-3	Speed	TopSpeed	laptime	pit	lap	Sect-1	Speed	Sect-2	Speed	Sect-3	Speed	Topspeed	laptime	pit
1	Out	94.6	33.754	177.0				2:30.077		7	56.454	109.0	27.727	183.1	23.827	131.6		1:48.008	
2	Out	103.4	31.348	186.1	25.099	139.1		3:13.759		8	56.704	111.1	27.577	183.1	23.407	139.4		1:47.688	
3	1:00.319	106.1	28.692	188.9	24.456	142.0		1:53.467		9	55.447	111.7	27.534	183.7	23.182	139.4		1:46.163	
4	57.737	109.5	28.126	188.2	24.211	140.4		1:50.074		10	59.045	111.5	27.652	187.0	23.470	142.3		1:50.167	
5	57.081	104.7	27.564	188.9	23.542	141.7		1:48.187		11	55.705	111.7	27.461	187.0	23.458	143.3		1:46.624	
6	3:54.575	108.5	27.956	183.4	23.528	139.4		4:46.059		12	55.680	111.8	29.313	179.7	24.590	142.3		1:49.583	

8 Maximilian Sohnus (GER)								KTM RC390											
lap	Sect-1	Speed	Sect-2	Speed	Sect-3	Speed	TopSpeed	laptime	pit	lap	Sect-1	Speed	Sect-2	Speed	Sect-3	Speed	Topspeed	laptime	pit
1	Out	102.1	29.911	176.1	25.166	134.5		1:55.386		8	55.835	107.5	27.802	186.1	23.538	139.7		1:47.175	
2	59.323	108.4	28.912	181.7	25.220	137.8		1:53.455		9	58.800	105.2	27.869	188.2	24.974	137.5		1:51.643	
3	57.884	106.6	28.335	186.4	24.308	136.6		1:50.527		10	56.071	106.8	28.166	181.4	23.673	137.5		1:47.910	
4	56.346	108.9	28.269	182.0	23.720	136.9		1:48.335		11	56.203	107.7	28.031	181.4	23.702	136.6		1:47.936	
5	56.366	108.2	27.933	181.4	23.868	136.0		1:48.167		12	55.697	108.4	28.296	180.8	23.530	136.0		1:47.523	
6	55.774	108.3	27.914	183.4	24.687	136.3		1:48.375		13	56.191	108.5	28.087	180.3	23.738	136.0		1:48.016	
7	4:44.912	105.3	28.418	183.7	24.085	139.4		5:37.415		14									

9 Milan Wiedemann (GER)								KTM RC390											
lap	Sect-1	Speed	Sect-2	Speed	Sect-3	Speed	TopSpeed	laptime	pit	lap	Sect-1	Speed	Sect-2	Speed	Sect-3	Speed	Topspeed	laptime	pit
1	Out	98.5	31.616	175.3	26.286	134.2		2:01.546		8	58.207	107.4	28.134	183.7	24.572	136.3		1:50.913	
2	59.781	105.7	29.064	179.4	25.225	136.3		1:54.070		9	57.812	108.2	28.163	182.0	26.588	138.1		1:52.563	
3	58.482	105.9	28.727	183.7	24.930	138.5		1:52.139		10	57.717	106.9	28.396	182.9	24.786	136.9		1:50.899	
4	58.867	107.1	28.554	187.3	25.173	137.8		1:52.594		11	58.940	105.9	29.771	174.3	24.906	136.6		1:53.617	
5	57.737	106.3	28.494	183.4	24.802	137.5		1:51.033		12	58.210	106.4	28.510	181.1	24.823	135.4		1:51.543	
6	58.116	108.3	28.376	186.7	24.528	139.7		1:51.020		13	57.620	107.1	28.490	179.2	24.776	135.1		1:50.886	
7	4:12.291	105.1	28.752	184.6	25.534	137.5		5:06.577		14									

11 Pedro John (GER)								KTM RC390											
lap	Sect-1	Speed	Sect-2	Speed	Sect-3	Speed	TopSpeed	laptime	pit	lap	Sect-1	Speed	Sect-2	Speed	Sect-3	Speed	Topspeed	laptime	pit
1	Out	103.4	29.822	185.8	25.327	141.0		1:55.157		8	55.876	108.7	27.411	189.8	23.142	141.7		1:46.429	
2	58.752	107.2	28.539	181.4	23.824	137.8		1:51.115		9	56.383	109.6	27.603	189.2	23.800	140.0		1:47.786	
3	57.420	108.4	28.144	182.9	23.702	138.1		1:49.266		10	56.291	111.7	28.152	177.2	23.900	144.0		1:48.343	
4	59.620	110.0	28.105	182.0	23.712	138.1		1:51.437		11	55.209	108.3	27.500	185.5	23.083	140.0		1:45.792	
5	56.176	109.6	27.917	183.1	23.649	138.8		1:47.742		12	55.811	109.2	27.558	184.3	23.404	139.7		1:46.773	
6	56.208	110.2	27.825	183.7	23.314	139.1		1:47.347		13	57.358	108.3	27.618	187.6	23.411	142.3		1:48.387	
7	4:52.782	107.6	27.994	182.9	23.378	139.7		5:44.154		14									

12 Leon Langstädtler (GER)								KTM RC390											
lap	Sect-1	Speed	Sect-2	Speed	Sect-3	Speed	TopSpeed	laptime	pit	lap	Sect-1	Speed	Sect-2	Speed	Sect-3	Speed	Topspeed	laptime	pit
1	Out	99.5	31.114	168.9	26.685	136.6		2:01.601		8	57.735	106.5	28.555	176.1	24.217	133.6		1:50.507	
2	59.662	105.6	28.668	184.3	24.582	135.7		1:52.912		9	57.617	107.5	28.748	177.2	24.033	134.5		1:50.398	
3	57.854	106.8	28.351	184.6	24.370	136.6		1:50.575		10	57.726	108.7	28.954	182.0	24.099	133.6		1:50.779	
4	57.768	108.3	28.227	183.4	24.248	134.8		1:50.243		11	57.591	107.1	28.065	183.7	23.746	136.3		1:49.402	
5	57.351	107.6	28.300	180.6	24.045	135.4		1:49.696		12	56.871	107.2	28.222	181.1	24.280	137.5		1:49.373	
6	57.441	106.6	28.327	184.3	24.002	135.7		1:49.770		13	56.889	107.4	28.285	180.0	24.046	135.4		1:49.220	
7	4:32.954	105.9	29.407	179.4	25.019	133.3		5:27.380		14									

14 Jendrik Sättele (GER)								KTM RC390											
lap	Sect-1	Speed	Sect-2	Speed	Sect-3	Speed	TopSpeed	laptime	pit	lap	Sect-1	Speed	Sect-2	Speed	Sect-3	Speed	Topspeed	laptime	pit
1	Out	95.4	31.568	174.0	27.634	133.9		2:06.001		8	59.000	106.1	28.530	181.7	25.377	136.0		1:52.907	

Int. ADAC Siegerlandpreis

MSC Freies Grund e.V. im ADAC

ADAC Junior Cup powered by KTM - Qualifying 1 Laps and Sector Times

27 - 29 June 2014
Nürburgring Kurz - 3618 mtr.

2	1:01.758	104.2	29.599	178.6	25.911	135.7	1:57.268	9	59.081	105.5	28.592	180.3	<u>24.789</u>	138.5	1:52.462
3	1:00.842	105.3	31.100	<u>183.1</u>	25.914	136.6	1:57.856	10	<u>58.706</u>	105.9	29.018	177.5	25.061	136.0	1:52.785
4	59.080	104.3	29.754	175.6	25.232	138.1	1:54.066	11	58.878	106.4	28.921	178.6	24.901	136.0	1:52.700
5	58.798	105.8	28.759	182.6	24.974	136.9	1:52.531	12	1:00.364	103.1	29.336	175.9	25.258	135.4	1:54.958
6	58.944	<u>106.8</u>	28.774	182.6	25.046	136.3	1:52.764	13	59.203	105.4	29.130	177.2	24.899	135.4	1:53.232
7	4:33.701	103.0	29.213	178.9	25.059	136.3	5:27.973	14							

16 Yannik Tuisel (GER)									KTM RC390										
lap	Sect-1	Speed	Sect-2	Speed	Sect-3	Speed	TopSpeed	laptime	pit	lap	Sect-1	Speed	Sect-2	Speed	Sect-3	Speed	Topspeed	laptime	pit
1	Out	99.4	29.694	180.0	26.208	137.2		1:57.270		8	59.751	103.3	28.880	177.0	25.589	132.2		1:54.220	
2	1:01.564	103.5	29.594	167.7	26.150	136.3		1:57.308		9	59.481	<u>106.1</u>	28.883	175.6	<u>24.721</u>	134.2		1:53.085	
3	1:00.001	105.7	28.747	179.7	25.077	136.3		1:53.825		10	59.244	104.9	28.881	175.6	24.973	134.5		1:53.098	
4	1:00.040	104.7	<u>28.661</u>	178.6	24.773	136.0		1:53.474		11	59.274	103.7	29.050	175.9	24.748	134.2		1:53.072	
5	59.541	104.4	29.508	180.8	24.916	135.4		1:53.965		12	59.170	104.2	29.302	175.9	24.998	133.9		1:53.470	
6	59.802	105.2	28.688	<u>181.1</u>	24.760	135.7		1:53.250		13	<u>59.005</u>	105.7	29.070	175.3	24.906	134.5		<u>1:52.981</u>	
7	4:25.408	104.8	28.938	174.8	25.500	134.5		5:19.846		14									

17 Marc Zellhöfer (GER)									KTM RC390										
lap	Sect-1	Speed	Sect-2	Speed	Sect-3	Speed	TopSpeed	laptime	pit	lap	Sect-1	Speed	Sect-2	Speed	Sect-3	Speed	Topspeed	laptime	pit
1	Out	92.2	31.692	171.4	25.402	130.8		2:04.444		8	56.711	106.4	27.961	179.7	23.351	135.1		1:48.023	
2	1:00.416	103.5	28.579	180.8	23.883	136.3		1:52.878		9	56.001	105.9	27.866	180.6	23.287	135.7		1:47.154	
3	57.800	104.2	28.059	183.7	23.514	137.2		1:49.373		10	55.757	106.7	27.792	180.8	23.141	136.0		1:46.690	
4	59.467	105.8	28.283	180.8	24.872	135.1		1:52.622		11	56.212	107.0	27.926	180.3	23.019	136.3		1:47.157	
5	56.739	105.6	27.777	184.3	24.676	138.1		1:49.192		12	56.047	<u>108.0</u>	27.859	180.8	22.982	136.3		1:46.888	
6	56.030	107.8	<u>27.729</u>	<u>188.2</u>	23.429	142.3		1:47.188		13	<u>55.675</u>	107.7	27.860	180.0	<u>22.963</u>	136.6		<u>1:46.498</u>	
7	4:28.402	105.7	28.163	178.1	23.580	134.2		5:20.145		14									

18 Tom Günther (GER)									KTM RC390										
lap	Sect-1	Speed	Sect-2	Speed	Sect-3	Speed	TopSpeed	laptime	pit	lap	Sect-1	Speed	Sect-2	Speed	Sect-3	Speed	Topspeed	laptime	pit
1	Out	99.3	31.806	169.2	27.317	134.5		2:06.061		8	1:00.017	104.5	29.189	176.7	24.542	135.4		1:53.748	
2	1:02.692	105.0	29.693	174.0	25.332	140.4		1:57.717		9	58.781	105.2	29.096	175.6	24.362	134.5		1:52.239	
3	1:01.031	102.4	31.474	<u>182.0</u>	24.932	140.0		1:57.437		10	58.430	107.2	29.030	175.6	24.220	137.2		1:51.680	
4	58.545	104.7	29.085	177.5	24.677	139.4		1:52.307		11	58.913	106.6	29.195	176.7	24.282	136.6		1:52.390	
5	<u>58.022</u>	<u>107.6</u>	28.754	179.7	24.705	142.3		1:51.481		12	1:00.143	105.3	28.985	176.7	24.381	135.7		1:53.509	
6	58.102	106.7	<u>28.486</u>	177.8	<u>24.010</u>	140.4		<u>1:50.598</u>		13	58.165	106.5	28.789	177.8	24.161	137.2		1:51.115	
7	4:36.507	105.6	29.164	175.1	24.369	135.7		5:30.040		14									

19 Chris Leibold (GER)									KTM RC390										
lap	Sect-1	Speed	Sect-2	Speed	Sect-3	Speed	TopSpeed	laptime	pit	lap	Sect-1	Speed	Sect-2	Speed	Sect-3	Speed	Topspeed	laptime	pit
1	Out	99.5	31.320	171.2	25.829	133.6		2:02.924		8	58.920	105.1	29.009	175.9	24.853	131.6		1:52.782	
2	1:01.423	<u>109.0</u>	28.855	<u>180.0</u>	24.700	134.2		1:54.978		9	58.921	105.5	29.143	173.8	24.926	132.8		1:52.990	
3	59.329	105.0	29.236	175.3	25.118	130.5		1:53.683		10	59.665	106.0	28.916	177.8	25.328	135.4		1:53.909	
4	59.597	107.5	29.925	177.5	24.615	133.3		1:53.137		11	58.475	<u>109.0</u>	28.865	<u>180.0</u>	25.090	134.5		1:52.430	
5	58.861	105.4	29.004	176.4	25.258	135.1		1:53.123		12	1:11.033	99.5	29.718	172.5	24.825	132.5		2:05.576	
6	<u>57.988</u>	105.8	<u>28.734</u>	178.6	<u>24.481</u>	133.3		<u>1:51.203</u>		13	1:02.816	100.5	29.625	173.5	25.050	132.5		1:57.491	
7	4:46.954	103.0	29.290	173.8	24.994	132.8		5:41.238		14									

20 Hagen Wiedemann (GER)									KTM RC390										
lap	Sect-1	Speed	Sect-2	Speed	Sect-3	Speed	TopSpeed	laptime	pit	lap	Sect-1	Speed	Sect-2	Speed	Sect-3	Speed	Topspeed	laptime	pit
1	Out	95.4	31.767	171.2	27.086	127.8		23:43.066		3	<u>58.938</u>	<u>106.5</u>	<u>28.638</u>	<u>175.3</u>	<u>23.922</u>	135.7		<u>1:51.498</u>	
2	1:02.808	101.5	29.722	172.7	24.936	134.2		1:57.466		4									

21 Marlon Schroeder (GER)									KTM RC390										
lap	Sect-1	Speed	Sect-2	Speed	Sect-3	Speed	TopSpeed	laptime	pit	lap	Sect-1	Speed	Sect-2	Speed	Sect-3	Speed	Topspeed	laptime	pit
1	Out	90.3	31.455	178.1	27.303	131.3		2:02.362		8	57.989	106.0	<u>28.370</u>	179.7	24.109	136.9		1:50.468	
2	1:02.607	101.3	29.600	175.1	26.115	129.7		1:58.322		9	57.889	103.9	28.392	178.6	24.402	136.3		1:50.683	

Int. ADAC Siegerlandpreis

MSC Freies Grund e.V. im ADAC

ADAC Junior Cup powered by KTM - Qualifying 1 Laps and Sector Times

27 - 29 June 2014
Nürburgring Kurz - 3618 mtr.

3	1:00.584	104.4	28.665	181.7	24.387	134.8		1:53.636	10	57.469	98.7	31.275	160.0	24.580	135.1		1:53.324
4	58.717	103.1	28.879	180.8	24.636	137.2		1:52.232	11	<u>57.370</u>	106.4	28.563	180.6	24.045	137.5		<u>1:49.978</u>
5	57.820	<u>107.7</u>	28.517	178.9	24.225	134.5		1:50.562	12	1:00.368	92.8	32.948	166.0	25.464	131.9		1:58.780
6	1:01.691	105.3	28.393	<u>182.6</u>	<u>23.907</u>	136.9		1:53.991	13	59.706	103.5	29.331	173.0	24.728	131.9		1:53.765
7	4:23.322	103.3	28.791	179.2	24.258	134.5		5:16.371	14								

23 Kenny Leibold (GER)									KTM RC390										
lap	Sect-1	Speed	Sect-2	Speed	Sect-3	Speed	TopSpeed	laptime	pit	lap	Sect-1	Speed	Sect-2	Speed	Sect-3	Speed	Topspeed	laptime	pit
1	Out	105.6	29.741	185.5	25.866	138.8		1:55.057		8	55.880	109.3	27.576	188.2	23.586	142.0		1:47.042	
2	59.453	103.9	28.702	178.1	23.697	137.5		1:51.852		9	55.889	110.2	<u>27.481</u>	<u>188.5</u>	23.823	139.4		1:47.193	
3	57.195	103.9	27.933	186.1	23.683	140.4		1:48.811		10	<u>55.510</u>	109.3	27.845	179.7	23.644	136.3		1:46.999	
4	59.633	111.5	27.940	185.2	24.399	137.2		1:51.972		11	56.853	105.6	27.771	181.7	<u>23.337</u>	138.5		1:47.961	
5	56.628	109.2	27.606	185.2	23.538	137.2		1:47.772		12	55.607	110.8	27.617	184.3	23.397	138.8		<u>1:46.621</u>	
6	56.159	111.1	27.964	180.3	23.511	137.5		1:47.634		13	55.660	110.3	27.877	179.2	23.473	136.6		1:47.010	
7	4:51.285	<u>112.5</u>	27.859	184.6	23.621	139.1		5:42.765		14									

24 Yannick Kruse (GER)									KTM RC390										
lap	Sect-1	Speed	Sect-2	Speed	Sect-3	Speed	TopSpeed	laptime	pit	lap	Sect-1	Speed	Sect-2	Speed	Sect-3	Speed	Topspeed	laptime	pit
1	Out	99.4	31.405	173.8	27.243	130.8		2:06.807		6	5:55.828	106.2	<u>29.010</u>	<u>178.1</u>	25.030	135.4		6:49.868	
2	1:03.679	99.4	30.752	174.8	26.815	132.8		2:01.246		7	59.693	<u>106.3</u>	29.045	177.5	<u>24.731</u>	136.3		<u>1:53.469</u>	
3	1:03.071	100.9	29.990	176.4	26.229	132.2		1:59.290		8	<u>59.356</u>	105.1	29.524	176.7	24.971	136.0		1:53.851	
4	1:02.128	103.0	29.894	175.3	26.095	133.9		1:58.117		9	1:00.265	103.9	29.873	169.9				2:16.266	
5	1:00.971	104.8	29.558	175.3	25.352	135.4		1:55.881		10									

25 Jessica Langstädtler (GER)									KTM RC390										
lap	Sect-1	Speed	Sect-2	Speed	Sect-3	Speed	TopSpeed	laptime	pit	lap	Sect-1	Speed	Sect-2	Speed	Sect-3	Speed	Topspeed	laptime	pit
1	Out	94.0	32.212	172.5	26.569	133.3		2:04.441		8	<u>58.314</u>	<u>106.1</u>	<u>28.631</u>	180.8	25.007	137.2		<u>1:51.952</u>	
2	1:01.922	100.1	29.898	179.7	25.469	136.9		1:57.289		9	58.493	104.7	28.726	181.1	25.581	140.0		1:52.800	
3	59.688	103.7	29.952	181.4	25.013	134.8		1:54.653		10	58.757	105.7	28.878	183.4	24.603	136.3		1:52.238	
4	59.133	104.1	29.235	178.3	24.831	135.1		1:53.199		11	59.117	106.0	29.175	<u>184.0</u>	24.596	136.3		1:52.888	
5	59.175	99.6	29.319	177.5	24.814	134.8		1:53.308		12	58.625	<u>106.1</u>	28.978	179.4	24.994	132.8		1:52.597	
6	58.420	104.4	29.005	180.8	<u>24.592</u>	134.5		1:52.017		13	58.790	105.2	29.609	175.3	25.161	127.8		1:53.560	
7	4:02.982	99.5	30.389	174.5	25.210	134.5		4:58.581		14									

26 Toni Thurmayer (GER)									KTM RC390										
lap	Sect-1	Speed	Sect-2	Speed	Sect-3	Speed	TopSpeed	laptime	pit	lap	Sect-1	Speed	Sect-2	Speed	Sect-3	Speed	Topspeed	laptime	pit
1	Out	102.9	31.165	170.7	25.830	134.8		1:59.153		8	56.718	107.9	28.050	184.0	23.562	138.5		1:48.330	
2	1:00.410	106.9	28.639	184.0	24.367	142.3		1:53.416		9	59.271	94.7	30.457	156.1	28.706	130.8		1:58.434	
3	57.046	107.9	28.191	184.3	23.598	138.8		1:48.835		10	59.721	104.5	29.679	177.2	23.765	141.7		1:53.165	
4	58.561	<u>110.7</u>	28.108	<u>185.5</u>	23.558	137.5		1:50.227		11	56.949	108.8	28.037	185.2	23.455	138.5		1:48.441	
5	56.981	108.9	28.165	181.7	23.954	137.5		1:49.100		12	56.635	107.4	28.635	181.1	23.917	136.0		1:49.187	
6	<u>56.465</u>	110.1	<u>27.990</u>	184.6	23.437	138.8		<u>1:47.892</u>		13	56.495	109.2	28.011	184.0	<u>23.428</u>	138.1		1:47.934	
7	4:31.124	90.5	29.092	183.4	23.811	139.4		5:24.027		14									

51 Jirka Mrkývka (CZE)									KTM RC390										
lap	Sect-1	Speed	Sect-2	Speed	Sect-3	Speed	TopSpeed	laptime	pit	lap	Sect-1	Speed	Sect-2	Speed	Sect-3	Speed	Topspeed	laptime	pit
1	Out	98.9	31.772	173.5	27.282	134.2		2:01.789		8	56.527	<u>110.2</u>	<u>27.803</u>	187.0	23.973	140.7		1:48.303	
2	1:00.178	105.1	28.859	181.4	25.303	140.0		1:54.340		9	<u>56.008</u>	109.8	27.946	185.2	<u>23.688</u>	138.1		<u>1:47.642</u>	
3	57.427	108.7	28.692	184.6	24.406	137.8		1:50.525		10	56.303	109.4	28.036	185.2	24.185	137.2		1:48.524	
4	58.881	108.1	28.731	185.8	24.188	138.8		1:51.800		11	56.411	108.8	28.001	184.0	23.894	136.9		1:48.306	
5	57.483	108.8	28.200	<u>187.6</u>	24.159	141.0		1:49.842		12	58.638	103.5	28.880	180.0	23.950	137.8		1:51.468	
6	57.837	106.7	28.199	184.3	23.952	138.5		1:49.988		13	57.191	107.7	28.685	179.2	24.566	139.1		1:50.442	
7	4:27.867	108.0	28.037	185.2	24.070	139.4		5:19.974		14									

Int. ADAC Siegerlandpreis

MSC Freies Grund e.V. im ADAC

ADAC Junior Cup powered by KTM - Qualifying 1 Laps and Sector Times

27 - 29 June 2014
Nürburgring Kurz - 3618 mtr.

52 Petr Voslajer (CZE)										KTM RC390									
lap	Sect-1	Speed	Sect-2	Speed	Sect-3	Speed	TopSpeed	laptime	pit	lap	Sect-1	Speed	Sect-2	Speed	Sect-3	Speed	Topspeed	laptime	pit
1	Out	100.6	29.925	180.3	24.783	134.5		1:55.852		7	4:37.909	106.8	28.587	181.7	24.207	136.0		5:30.703	
2				178.6	24.879	136.3		1:54.124		8	56.685	106.0	28.240	180.8				2:04.078	
3	58.642	105.2	28.626	181.4	24.544	136.6		1:51.812		9	Out	106.2	28.449	180.0	24.611	133.9		2:52.073	
4	57.658	106.8	28.544	182.6	24.404	133.0		1:50.606		10	57.794	105.9	28.462	180.3	24.096	134.8		1:50.352	
5	56.583	109.2	27.976	184.0	24.000	138.1		1:48.559		11	1:33.275	98.9	1:19.915	85.5				3:43.386	
6	56.236	107.1	28.138	182.6	24.109	136.0		1:48.483		12									

53 Michaël Verbrugghe (BEL)										KTM RC390									
lap	Sect-1	Speed	Sect-2	Speed	Sect-3	Speed	TopSpeed	laptime	pit	lap	Sect-1	Speed	Sect-2	Speed	Sect-3	Speed	Topspeed	laptime	pit
1	Out	102.8	30.270	180.6	25.016	136.3		1:57.653		8	56.591	109.2	27.957	184.3	23.989	136.9		1:48.537	
2	58.736	105.5	28.795	182.9	24.266	138.8		1:51.797		9	57.420	102.9	28.431	182.9	24.176	137.8		1:50.027	
3	58.100	106.9	28.282	182.9	23.904	137.5		1:50.286		10	59.466	106.5	28.009	184.3	23.874	142.0		1:51.349	
4	57.142	107.6	28.139	184.9	23.955	138.1		1:49.236		11	56.461	108.2	28.078	183.7	23.913	139.4		1:48.452	
5	57.164	107.2	28.241	182.0	23.967	137.2		1:49.372		12	56.657	107.6	28.000	182.3	23.708	138.1		1:48.365	
6	57.203	107.6	28.154	182.0	23.982	136.6		1:49.339		13	56.498	109.2	27.894	182.0	23.628	137.8		1:48.020	
7	4:39.367	107.8	28.183	182.9	23.964	138.1		5:31.514		14									

54 Joel Kugler (SUI)										KTM RC390									
lap	Sect-1	Speed	Sect-2	Speed	Sect-3	Speed	TopSpeed	laptime	pit	lap	Sect-1	Speed	Sect-2	Speed	Sect-3	Speed	Topspeed	laptime	pit
1	Out	92.8	33.869	170.2	28.200	127.2		2:14.870		7	1:00.781	103.7	29.300	184.3	25.246	133.3		1:55.327	
2	1:04.839	97.9	30.907	178.3	26.618	127.8		2:02.364		8	1:00.787	102.8	29.816	184.3	25.979	133.3		1:56.582	
3	1:02.412	102.3	30.772	181.4	26.006	129.4		1:59.190		9	59.096	105.0	29.442	184.3	25.137	133.0		1:53.675	
4	1:00.713	103.9	29.912	180.6	25.654	131.3		1:56.279		10	59.029	104.7	29.623	182.3	25.162	131.9		1:53.814	
5	1:00.580	103.0	29.756	182.0	25.364	131.9		1:55.700		11	59.298	104.1	29.780	181.4	25.375	134.2		1:54.453	
6	5:20.387	98.6	30.056	181.1	25.965	133.3		6:16.408		12	59.241	105.8	29.543	181.4	25.391	134.8		1:54.175	

G83 Lachlan Epis (AUS)										KTM RC390									
lap	Sect-1	Speed	Sect-2	Speed	Sect-3	Speed	TopSpeed	laptime	pit	lap	Sect-1	Speed	Sect-2	Speed	Sect-3	Speed	Topspeed	laptime	pit
1	Out	102.9	30.673	182.9	27.654	136.6		2:01.313		4	59.838	106.9	29.063	177.8	24.582	138.1		1:53.483	
2	1:22.948	99.4	30.297	175.6	25.403	135.4		2:18.648		5	58.381	105.9	29.032	176.4	24.566	135.1		1:51.979	
3	1:01.245	106.2	29.427	177.8	24.982	133.6		1:55.654		6									

Int. ADAC Siegerlandpreis

MSC Freies Grund e.V. im ADAC

ADAC Junior Cup powered by KTM - Qualifying 1 Sector analyse

27 - 29 June 2014
Nürburgring Kurz - 3618 mtr.

Pos	Nbr	Name / Team name	Sector 1			Sector 2			Sector 3			Theoretical best	Actual best	In
			time	Lap	pos	time	Lap	pos	time	Lap	pos			
1	11	Pedro John (GER)	55.209	11	1	27.411	8	2	23.083	11	2	1:45.703	1:45.792	11
2	7	Tim Georgi (GER)	55.447	9	3	27.461	11	4	23.182	9	3	1:46.090	1:46.163	9
3	4	Matthias Meggle (GER)	55.222	6	2	27.504	11	6	23.434	10	6	1:46.160	1:46.417	6
4	17	Marc Zellhöfer (GER)	55.675	13	6	27.729	6	9	22.963	13	1	1:46.367	1:46.498	13
5	23	Kenny Leibold (GER)	55.510	10	4	27.481	9	5	23.337	11	4	1:46.328	1:46.621	12
6	8	Maximilian Sohnius (GER)	55.697	12	7	27.802	8	10	23.530	12	10	1:47.029	1:47.175	8
7	3	Dennis Norick Stelzer (GER)	55.580	13	5	27.419	5	3	23.651	11	13	1:46.650	1:47.183	10
8	6	Lukas Tulovic (GER)	55.730	12	8	27.596	10	8	23.519	8	8	1:46.845	1:47.239	12
9	51	Jirka Mrkvčka (CZE)	56.008	9	9	27.803	8	11	23.688	9	14	1:47.499	1:47.642	9
10	2	Tim Aydin (GER)	56.264	11	12	27.880	9	12	23.503	11	7	1:47.647	1:47.673	11
11	1	Dominic Kaßner (GER)	56.262	10	11	27.336	5	1	23.520	11	9	1:47.118	1:47.785	10
12	5	Jonas Hähle (GER)	56.331	11	13	27.563	6	7	23.540	8	11	1:47.434	1:47.861	12
13	26	Toni Thurmayer (GER)	56.465	6	15	27.990	6	15	23.428	13	5	1:47.883	1:47.892	6
14	53	Michaël Verbrugghe (BEL)	56.461	11	14	27.894	13	13	23.628	13	12	1:47.983	1:48.020	13
15	52	Petr Voslajer (CZE)	56.236	6	10	27.976	5	14	24.000	5	18	1:48.212	1:48.483	6
16	12	Leon Langstädtler (GER)	56.871	12	16	28.065	11	16	23.746	11	15	1:48.682	1:49.220	13
17	21	Marlon Schroeder (GER)	57.370	11	17	28.370	8	18	23.907	6	16	1:49.647	1:49.978	11
18	18	Tom Günther (GER)	58.022	5	20	28.486	6	19	24.010	6	19	1:50.518	1:50.598	6
19	9	Milan Wiedemann (GER)	57.620	13	18	28.134	8	17	24.528	6	21	1:50.282	1:50.886	13
20	19	Chris Leibold (GER)	57.988	6	19	28.734	6	24	24.481	6	20	1:51.203	1:51.203	6
21	20	Hagen Wiedemann (GER)	58.938	3	24	28.638	3	22	23.922	3	17	1:51.498	1:51.498	3
22	25	Jessica Langstädtler (GER)	58.314	8	21	28.631	8	21	24.592	6	23	1:51.537	1:51.952	8
23	G83	Lachlan Epis (AUS)	58.381	5	22	29.032	5	26	24.566	5	22	1:51.979	1:51.979	5
24	14	Jendrik Sättele (GER)	58.706	10	23	28.530	8	20	24.789	9	26	1:52.025	1:52.462	9
25	16	Yannik Tuisel (GER)	59.005	13	25	28.661	4	23	24.721	9	24	1:52.387	1:52.981	13
26	24	Yannick Kruse (GER)	59.356	8	27	29.010	6	25	24.731	7	25	1:53.097	1:53.469	7
27	54	Joel Kugler (SUI)	59.029	10	26	29.300	7	27	25.137	9	27	1:53.466	1:53.675	9

Int. ADAC Siegerlandpreis

MSC Freies Grund e.V. im ADAC

Heat Statistics

Heat name : **ADAC Junior Cup powered by KTM - Qualifying 1**
Heat Date : **28 June 2014**
Circuit name : **Nürburgring Kurz - 3618 mtr.**

Participants Started : **27** Participants Classified : **27**
Participants Finished : **24** Participants Not Classified : **0**
Participants Not Finished : **3**

Green flag at : **28.06.2014 - 09:00:00** Heat recording start time : **28.06.2014 - 09:00:00**
Finish flag waved at : **28.06.2014 - 09:27:24** Heat recording end time : **28.06.2014 - 09:29:26**
Total time under Green : **27:24** Total of All Laps in Heat : **325**
Number of cautions : **0** Total time under Yellow : **00:00:00**
Number of code-60's : **0** Total time under Code-60 : **00:00:00**

Best Lap time history during the Heat

#	Nbr	lap time	in lap	Name	Car	time of day
1	11	1:51.115	2	Pedro John	KTM RC390	09:04:30
2	11	1:49.266	3	Pedro John	KTM RC390	09:06:19
3	23	1:48.811	3	Kenny Leibold	KTM RC390	09:06:20
4	4	1:47.895	4	Matthias Meggle	KTM RC390	09:08:18
5	11	1:47.742	5	Pedro John	KTM RC390	09:09:58
6	3	1:47.505	5	Dennis Norick Stelzer	KTM RC390	09:10:13
7	11	1:47.347	6	Pedro John	KTM RC390	09:11:45
8	17	1:47.188	6	Marc Zellhöfer	KTM RC390	09:11:49
9	4	1:46.417	6	Matthias Meggle	KTM RC390	09:11:52
10	7	1:46.163	9	Tim Georgi	KTM RC390	09:22:17
11	11	1:45.792	11	Pedro John	KTM RC390	09:24:38

Int. ADAC Siegerlandpreis

MSC Freies Grund e.V. im ADAC

ADAC Junior Cup powered by KTM - Qualifying 2

27 - 29 June 2014

Nürburgring Kurz - 3618 mtr.


Pos	Nbr	Name / Entrant	Motorcycle / City	Fastest	In	Gap	Diff	Laps	Km/h
1	6	Lukas Tulovic (GER) ADAC Nordbaden e.V./Leviator RT Germany	KTM RC390 Eberbach	2:09.373	11			11	100.68
2	52	Petr Voslajer (CZE) AMK Czech Budejovice	KTM RC390 Ratboř	2:11.645	8	2.272	2.272	9	98.94
3	G83	Lachlan Epis (AUS) Maralylya	KTM RC390 Maralylya	2:13.661	6	4.288	2.016	6	97.45
4	9	Milan Wiedemann (GER) ADAC Westfalen e.V. Bereich Sport	KTM RC390 Everswinkel	2:14.420	7	5.047	0.759	7	96.90
5	53	Michaël Verbrugge (BEL) Team Motorsportschool Zolder	KTM RC390 Kessel	2:14.564	11	5.191	0.144	11	96.79
6	24	Yannick Kruse (GER) ADAC Ostwestfalen-Lippe e.V.	KTM RC390 Löhne	2:14.670	10	5.297	0.106	11	96.72
7	5	Jonas Hähle (GER) ADAC Racing Team AMC Sachsenring e.V.	KTM RC390 Lugau	2:15.196	10	5.823	0.526	11	96.34
8	3	Dennis Norick Stelzer (GER) ADAC Sachsen e.V./Beinlich Racing Team	KTM RC390 Dohma	2:15.267	9	5.894	0.071	11	96.29
9	11	Pedro John (GER) ADAC Württemberg e.V.	KTM RC390 Ulm	2:15.652	7	6.279	0.385	9	96.02
10	23	Kenny Leibold (GER) ADAC Württemberg e.V.	KTM RC390 Schlierbach	2:15.695	5	6.322	0.043	11	95.99
11	4	Matthias Meggle (GER) ADAC Team Südbayern e.V.	KTM RC390 Reicholzried	2:15.734	11	6.361	0.039	11	95.96
12	20	Hagen Wiedemann (GER) ADAC Westfalen e.V. Bereich Sport	KTM RC390 Everswinkel	2:15.999	11	6.626	0.265	11	95.77
13	51	Jirka Mrkývka (CZE) Brno	KTM RC390 Brno	2:16.338	10	6.965	0.339	10	95.53
14	17	Marc Zellhöfer (GER) ADAC Nordbayern e.V.	KTM RC390 Fürth	2:17.110	9	7.737	0.772	9	95.00
15	8	Maximilian Sohnus (GER) ADAC Team Südbayern e.V.	KTM RC390 Hausham	2:17.997	9	8.624	0.887	9	94.38
16	26	Toni Thurmayer (GER) ADAC Nordbayern e.V.	KTM RC390 Stockstadt	2:18.565	9	9.192	0.568	10	94.00
17	2	Tim Aydin (GER) ADAC Hessen Thüringen e.V.	KTM RC390 Aschaffenburg	2:18.933	9	9.560	0.368	10	93.75
18	54	Joel Kugler (SUI) Rebstein	KTM RC390 Rebstein	2:19.123	10	9.750	0.190	11	93.62
19	19	Chris Leibold (GER) ADAC Württemberg e.V.	KTM RC390 Schlierbach	2:19.488	10	10.115	0.365	11	93.38
20	16	Yannik Tuisel (GER) ADAC e.V. Bereich Jugend und Sport	KTM RC390 Gladenbach	2:19.704	10	10.331	0.216	11	93.23
21	14	Jendrik Sättele (GER) ADAC Württemberg e.V.	KTM RC390 Balingen	2:21.732	10	12.359	2.028	10	91.90
22	12	Leon Langstädtler (GER) ADAC Hessen Thüringen e.V.	KTM RC390 Idstein	2:21.733	7	12.360	0.001	10	91.90
23	21	Marlon Schroeder (GER) ADAC Westfalen e.V. Bereich Sport	KTM RC390 Datteln	2:23.046	8	13.673	1.313	9	91.05
24	18	Tom Günther (GER) ADAC Racing Team AMC Sachsenring e.V.	KTM RC390 Gersdorf	2:23.624	6	14.251	0.578	10	90.69
25	25	Jessica Langstädtler (GER) ADAC Hessen Thüringen e.V.	KTM RC390 Idstein	2:24.903	3	15.530	1.279	3	89.89
NOT QUALIFIED IN CLASS JC				QUALIFICATION MAXIMA (115% of 2:09.373) = 2:28.778		MINIMAL LAPS TO QUALIFY = 1			
DNQ	7	Tim Georgi (GER) ADAC Berlin Brandenburg e.V./Team Bergau	KTM RC390 Berlin	2:29.804	3			6	86.95
DNQ	1	Dominic Kaßner (GER) ADAC Racing Team AMC Sachsenring e.V.	KTM RC390 Kemtau	2:37.184	2			6	82.86

Fastest time : 2:09.373 in lap 11 by nbr. 6 : Lukas Tulovic (KTM RC390)

Publication-time

Results and Laptimes : www.raceresults.at

Timekeeping by : SDO SportTiming

Clerk of the Course	Steward	Timekeeper	
Heinrich Schmidt	Rüdiger Merdes	Bernd Jung	
Page 1 of 1			

Int. ADAC Siegerlandpreis

MSC Freies Grund e.V. im ADAC

ADAC Junior Cup powered by KTM - Qualifying 2
Laptimes

27 - 29 June 2014
Nürburgring Kurz - 3618 mtr.

Nbr	Name	Laps	lap	Lap ..1	Lap ..2	Lap ..3	Lap ..4	Lap ..5	Lap ..6	Lap ..7	Lap ..8	Lap ..9	Lap ..0
6	Lukas Tulovic	11	1 - 10	2:29.018	2:22.575	2:17.926	2:14.930	2:14.097	2:12.785	2:12.795	2:11.796	2:13.945	2:11.384
			11 - 20	2:09.373									
52	Petr Voslajer	9	1 - 10	2:29.180	2:22.559	2:17.945	2:19.682	2:15.572	2:14.610	2:13.569	2:11.645	2:32.265	
G83	Lachlan Epis	6	1 - 10	2:28.182	2:23.517	2:17.764	2:17.028	2:14.429	2:13.661				
9	Milan Wiedemann	7	1 - 10	2:38.983	2:24.963	2:23.248	2:20.826	2:21.006	2:15.625	2:14.420			
53	Michaël Verbrugge	11	1 - 10	2:33.312	2:26.107	2:26.112	2:22.336	2:21.855	2:20.657	2:48.654	2:18.557	2:16.978	2:16.169
			11 - 20	2:14.564									
24	Yannick Kruse	11	1 - 10	2:42.535	2:28.192	2:24.210	2:25.775	2:24.463	2:18.720	2:18.658	2:17.520	2:17.616	2:14.670
			11 - 20	2:17.739									
5	Jonas Hähle	11	1 - 10	2:41.681	2:28.267	2:24.676	2:21.372	2:20.562	2:17.730	2:16.637	2:17.590	2:15.816	2:15.196
			11 - 20	2:15.465									
3	Dennis Norick Stelzer	11	1 - 10	2:36.643	2:28.862	2:28.114	2:24.895	2:22.328	2:18.571	2:19.322	2:16.531	2:15.267	2:17.347
			11 - 20	2:34.532									
11	Pedro John	9	1 - 10	2:24.287	2:20.088	2:18.601	2:15.972	2:15.706	2:16.569	2:15.652	2:30.164	3:33.281	
23	Kenny Leibold	11	1 - 10	2:26.482	2:22.995	2:18.310	2:15.870	2:15.695	2:17.667	2:15.989	2:30.647	3:36.433	2:18.884
			11 - 20	2:33.983									
4	Matthias Meggle	11	1 - 10	2:39.306	2:31.319	2:31.327	2:27.130	2:24.969	2:22.034	2:21.027	2:18.412	2:17.369	2:17.459
			11 - 20	2:15.734									
20	Hagen Wiedemann	11	1 - 10	2:34.742	2:25.827	2:23.473	2:23.832	2:20.786	2:19.141	2:20.991	2:19.068	2:17.526	2:19.197
			11 - 20	2:15.999									
51	Jirka Mrkývka	10	1 - 10	2:49.153	2:31.989	2:28.032	2:24.354	2:23.916	2:22.847	2:23.611	2:18.333	2:16.659	2:16.338
17	Marc Zellhöfer	9	1 - 10	2:52.463	2:36.961	2:30.504	2:27.761	2:23.500	2:29.833	2:28.654	2:20.720	2:17.110	
8	Maximilian Sohnus	9	1 - 10	2:34.257	2:22.367	2:21.522	2:21.679	2:36.597	4:48.593	2:31.512	2:19.803	2:17.997	
26	Toni Thurmayer	10	1 - 10	2:30.623	2:25.274	2:23.649	2:21.191	2:20.366	2:20.863	2:21.461	2:19.917	2:18.565	2:34.432
2	Tim Aydin	10	1 - 10	2:47.901	2:32.998	2:28.469	2:25.976	2:23.457	2:39.098	3:27.301	2:20.488	2:18.933	2:19.821
54	Joel Kugler	11	1 - 10	2:32.561	2:31.674	2:31.523	2:26.126	2:25.296	2:21.762	2:21.026	2:19.978	2:21.239	2:19.123
			11 - 20	2:27.093									
19	Chris Leibold	11	1 - 10	2:34.209	2:32.378	2:26.756	2:26.609	2:23.934	2:22.189	2:21.240	2:21.917	2:22.782	2:19.488
			11 - 20	2:34.556									
16	Yannik Tuisel	11	1 - 10	2:34.862	2:33.435	2:28.492	2:26.737	2:25.880	2:22.967	2:25.311	2:22.004	2:21.277	2:19.704
			11 - 20	2:20.177									
14	Jendrik Sättele	10	1 - 10	2:35.068	2:36.824	2:28.464	2:31.600	2:30.152	2:33.875	4:09.577	2:26.068	2:23.017	2:21.732
12	Leon Langstädtler	10	1 - 10	2:31.295	2:26.592	2:24.972	2:22.310	2:26.082	2:22.230	2:21.733	2:37.652	3:41.554	2:23.828

Int. ADAC Siegerlandpreis

MSC Freies Grund e.V. im ADAC

ADAC Junior Cup powered by KTM - Qualifying 2
Laptimes

27 - 29 June 2014
Nürburgring Kurz - 3618 mtr.

Nbr	Name	Laps	lap	Lap ..1	Lap ..2	Lap ..3	Lap ..4	Lap ..5	Lap ..6	Lap ..7	Lap ..8	Lap ..9	Lap ..0
21	Marlon Schroeder	9	1 - 10	2:42.352	2:36.913	2:37.320	2:31.322	2:58.147	3:40.657	2:30.105	2:23.046	2:24.545	
18	Tom Günther	10	1 - 10	2:38.614	2:31.163	2:35.189	2:29.679	2:29.693	2:23.624	2:29.672	2:28.841	2:44.137	3:19.301
25	Jessica Langstädtler	3	1 - 10	2:34.560	2:30.183	2:24.903							
7	Tim Georgi	6	1 - 10	2:45.375	2:31.801	2:29.804	3:07.140	9:52.729	5:13.244				
1	Dominic Kaßner	6	1 - 10	3:05.433	2:37.184	2:37.782	2:38.743	2:43.709	2:39.507				

Int. ADAC Siegerlandpreis

MSC Freies Grund e.V. im ADAC

ADAC Junior Cup powered by KTM - Qualifying 2 Laps and Sector Times

27 - 29 June 2014
Nürburgring Kurz - 3618 mtr.

1									Dominic KaBner (GER)									KTM RC390								
lap	Sect-1	Speed	Sect-2	Speed	Sect-3	Speed	TopSpeed	laptime	pit	lap	Sect-1	Speed	Sect-2	Speed	Sect-3	Speed	Topspeed	laptime	pit							
1	Out	70.3	45.654	126.6	35.988	127.2		3:05.433		4	1:24.141	75.6	40.210	144.2	34.392	123.6		2:38.743								
2	1:24.658	79.2	<u>39.021</u>	<u>150.0</u>	<u>33.505</u>	128.0		<u>2:37.184</u>		5	1:26.507	74.6	40.441	147.1	36.761	116.6		2:43.709								
3	<u>1:22.783</u>	76.8	40.263	148.8	34.736	120.0		2:37.782		6	1:24.492	<u>80.2</u>	39.275	143.8	35.740	121.4		2:39.507								

2									Tim Aydin (GER)									KTM RC390								
lap	Sect-1	Speed	Sect-2	Speed	Sect-3	Speed	TopSpeed	laptime	pit	lap	Sect-1	Speed	Sect-2	Speed	Sect-3	Speed	Topspeed	laptime	pit							
1	Out	76.4	44.306	115.2	35.540	121.4		2:47.901		6	1:15.110	<u>90.0</u>	36.511	137.0				2:39.098								
2	1:21.712	82.9	38.171	138.0	33.115	125.4		2:32.998		7	Out	81.0	36.870	153.6	31.349	128.3		3:27.301								
3	1:17.873	82.1	37.016	137.6	33.580	126.2		2:28.469		8	1:14.823	88.5	35.034	156.5	30.631	129.7		2:20.488								
4	1:16.315	87.6	37.112	147.3	32.549	125.9		2:25.976		9	1:13.916	87.2	<u>34.438</u>	<u>157.8</u>	<u>30.579</u>	128.6		<u>2:18.933</u>								
5	1:15.799	87.7	35.618	146.0	32.040	125.4		2:23.457		10	<u>1:13.344</u>	87.6	34.825	149.0	31.652	123.4		2:19.821								

3									Dennis Norick Stelzer (GER)									KTM RC390								
lap	Sect-1	Speed	Sect-2	Speed	Sect-3	Speed	TopSpeed	laptime	pit	lap	Sect-1	Speed	Sect-2	Speed	Sect-3	Speed	Topspeed	laptime	pit							
1	Out	79.1	39.345	150.2	33.871	122.2		2:36.643		7	1:14.439	89.1	34.823	166.7	30.060	129.7		2:19.322								
2	1:19.529	84.2	36.794	155.3	32.539	127.5		2:28.862		8	1:12.735	88.4	<u>33.840</u>	166.0	29.956	130.5		2:16.531								
3	1:18.588	83.1	37.155	156.9	32.371	128.0		2:28.114		9	1:11.911	88.7	34.004	<u>168.2</u>	<u>29.352</u>	130.2		<u>2:15.267</u>								
4	1:16.125	83.9	37.112	154.8	31.658	127.2		2:24.895		10	<u>1:11.154</u>	<u>90.5</u>	35.498	158.2	30.695	128.6		2:17.347								
5	1:15.243	85.9	35.389	160.2	31.696	129.4		2:22.328		11	1:12.539	88.7	39.293	140.5				2:34.532								
6	1:13.461	87.0	34.555	164.1	30.555	129.7		2:18.571		12																

4									Matthias Meggle (GER)									KTM RC390								
lap	Sect-1	Speed	Sect-2	Speed	Sect-3	Speed	TopSpeed	laptime	pit	lap	Sect-1	Speed	Sect-2	Speed	Sect-3	Speed	Topspeed	laptime	pit							
1	Out	82.3	39.263	134.6	35.231	130.5		2:39.306		7	1:14.272	94.6	35.910	161.8	30.845	134.2		2:21.027								
2	1:19.634	73.0	37.743	156.7	33.942	131.0		2:31.319		8	1:13.284	94.2	34.884	<u>169.9</u>	30.244	135.4		2:18.412								
3	1:20.635	88.5	37.757	156.5	32.935	131.3		2:31.327		9	1:12.473	92.9	34.810	164.8	<u>30.086</u>	136.3		2:17.369								
4	1:18.541	90.3	36.638	162.5	31.951	133.6		2:27.130		10	1:12.523	<u>99.0</u>	34.221	164.8	30.715	135.1		2:17.459								
5	1:17.227	92.7	35.730	160.9	32.012	132.8		2:24.969		11	<u>1:11.380</u>	91.8	<u>34.079</u>	169.4	30.275	133.9		<u>2:15.734</u>								
6	1:16.225	90.9	34.661	165.5	31.148	133.3		2:22.034		12																

5									Jonas Hähle (GER)									KTM RC390								
lap	Sect-1	Speed	Sect-2	Speed	Sect-3	Speed	TopSpeed	laptime	pit	lap	Sect-1	Speed	Sect-2	Speed	Sect-3	Speed	Topspeed	laptime	pit							
1	Out	80.4	40.027	142.4	33.902	122.6		2:41.681		7	1:11.913	92.2	34.307	168.9	30.417	131.6		2:16.637								
2	1:19.889	86.7	36.766	147.9	31.612	127.5		2:28.267		8	1:13.286	92.5	34.396	171.9	<u>29.908</u>	132.5		2:17.590								
3	1:17.636	90.5	35.699	159.3	31.341	129.9		2:24.676		9	1:11.933	92.9	33.955	<u>173.0</u>	29.928	131.3		2:15.816								
4	1:15.117	89.9	35.550	162.3	30.705	131.3		2:21.372		10	1:11.802	91.3	<u>33.450</u>	170.2	29.944	129.9		<u>2:15.196</u>								
5	1:14.187	92.7	35.040	162.9	31.335	129.7		2:20.562		11	<u>1:11.651</u>	85.9	33.685	170.2	30.129	133.0		2:15.465								
6	1:13.183	<u>93.1</u>	34.448	160.7	30.099	131.3		2:17.730		12																

6									Lukas Tulovic (GER)									KTM RC390								
lap	Sect-1	Speed	Sect-2	Speed	Sect-3	Speed	TopSpeed	laptime	pit	lap	Sect-1	Speed	Sect-2	Speed	Sect-3	Speed	Topspeed	laptime	pit							
1	Out	85.9	36.912	153.0	33.770	124.1		2:29.018		7	1:10.164	93.8	32.969	172.7	29.662	131.0		2:12.795								
2	1:16.414	90.6	34.938	163.6	31.223	128.3		2:22.575		8	1:09.613	94.1	32.951	<u>174.5</u>	29.232	133.6		2:11.796								
3	1:13.677	91.8	33.949	168.9	30.300	128.6		2:17.926		9	1:08.568	93.2	36.612	171.9	28.765	133.0		2:13.945								
4	1:11.789	91.7	33.442	169.4	29.699	128.3		2:14.930		10	1:09.262	<u>95.9</u>	33.194	174.0	28.928	131.6		2:11.384								
5	1:11.009	93.5	33.251	170.2	29.837	129.4		2:14.097		11	<u>1:07.990</u>	93.5	<u>32.841</u>	174.3	<u>28.542</u>	133.0		<u>2:09.373</u>								
6	1:10.023	93.9	33.024	169.7	29.738	129.9		2:12.785		12																

7									Tim Georgi (GER)									KTM RC390								
lap	Sect-1	Speed	Sect-2	Speed	Sect-3	Speed	TopSpeed	laptime	pit	lap	Sect-1	Speed	Sect-2	Speed	Sect-3	Speed	Topspeed	laptime	pit							
1	Out	78.8	39.932	138.5	36.284	128.3		2:45.375		4	1:31.029	82.9	46.513	96.5				3:07.140								
2	1:23.376	85.9	<u>35.791</u>	159.3	32.634	120.9		2:31.801		5	Out	66.3	53.588	81.2				9:52.729								
3	<u>1:21.149</u>	85.6	36.035	<u>167.2</u>	32.620	84.9		<u>2:29.804</u>		6	Out	<u>87.4</u>	36.845	153.2	<u>31.149</u>	131.6		5:13.244								

Int. ADAC Siegerlandpreis

MSC Freies Grund e.V. im ADAC

ADAC Junior Cup powered by KTM - Qualifying 2

27 - 29 June 2014

Laps and Sector Times

Nürburgring Kurz - 3618 mtr.

8 Maximilian Sohnus (GER)									KTM RC390										
lap	Sect-1	Speed	Sect-2	Speed	Sect-3	Speed	TopSpeed	laptime	pit	lap	Sect-1	Speed	Sect-2	Speed	Sect-3	Speed	Topspeed	laptime	pit
1	Out	78.1	39.114	138.5	34.319	124.9		2:34.257		6	Out	87.5	36.907	154.2	31.398	126.7		4:48.593	
2	1:15.094	90.4	35.902	158.9	31.371	127.8		2:22.367		7	1:22.412	90.2	36.937	157.6	32.163	127.0		2:31.512	
3	1:13.805	87.8	36.302	158.2	31.415	130.2		2:21.522		8	1:12.377	90.5	35.887	156.3	31.539	128.3		2:19.803	
4	1:14.492	<u>91.4</u>	36.348	<u>159.6</u>	<u>30.839</u>	132.2		2:21.679		9	<u>1:11.199</u>	85.6	<u>35.637</u>	158.2	31.161	127.0		<u>2:17.997</u>	
5	1:14.982	88.6	36.139	157.4				2:36.597		10									

9 Milan Wiedemann (GER)									KTM RC390										
lap	Sect-1	Speed	Sect-2	Speed	Sect-3	Speed	TopSpeed	laptime	pit	lap	Sect-1	Speed	Sect-2	Speed	Sect-3	Speed	Topspeed	laptime	pit
1	Out	86.0	40.360	133.0	36.349	124.1		2:38.983		5	1:14.438	88.7	35.865	156.7	30.703	125.7		2:21.006	
2	1:16.521	90.2	36.861	153.4	31.581	128.3		2:24.963		6	1:11.100	90.8	<u>34.481</u>	162.3	30.044	126.2		2:15.625	
3	1:14.991	87.9	36.212	151.2	32.045	124.9		2:23.248		7	1:10.306	<u>93.8</u>	34.825	<u>167.0</u>	<u>29.289</u>	128.3		<u>2:14.420</u>	
4	1:13.712	86.2	36.007	156.1	31.107	127.2		2:20.826		8									

11 Pedro John (GER)									KTM RC390										
lap	Sect-1	Speed	Sect-2	Speed	Sect-3	Speed	TopSpeed	laptime	pit	lap	Sect-1	Speed	Sect-2	Speed	Sect-3	Speed	Topspeed	laptime	pit
1	Out	86.3	37.168	152.0	31.543	128.0		2:24.287		6	1:12.374	90.8	33.719	168.2	30.476	129.1		2:16.569	
2	1:14.778	<u>91.3</u>	34.552	166.5	30.758	131.3		2:20.088		7	1:12.061	89.3	33.601	165.5	<u>29.990</u>	129.9		<u>2:15.652</u>	
3	1:14.261	88.7	33.780	170.2	30.560	131.3		2:18.601		8	1:12.585	84.0	34.017	154.0				2:30.164	
4	1:12.750	90.9	<u>33.130</u>	<u>171.9</u>	30.092	129.7		2:15.972		9	Out	86.3	34.730	153.8				3:33.281	
5	<u>1:11.910</u>	89.9	33.649	167.9	30.147	129.4		2:15.706		10									

12 Leon Langstädtler (GER)									KTM RC390										
lap	Sect-1	Speed	Sect-2	Speed	Sect-3	Speed	TopSpeed	laptime	pit	lap	Sect-1	Speed	Sect-2	Speed	Sect-3	Speed	Topspeed	laptime	pit
1	Out	83.9	37.584	150.0	33.643	125.9		2:31.295		6	1:15.899	88.9	35.144	162.0	<u>31.187</u>	126.4		2:22.230	
2	1:17.569	<u>90.0</u>	36.800	148.3	32.223	125.4		2:26.592		7	<u>1:14.700</u>	89.7	35.748	162.9	31.285	126.7		<u>2:21.733</u>	
3	1:16.949	86.5	36.358	154.6	31.665	126.4		2:24.972		8	1:15.614	87.5	36.164	155.3				2:37.652	
4	1:15.702	88.7	<u>34.860</u>	163.6	31.748	125.9		2:22.310		9	Out	84.6	36.285	162.9	31.419	125.7		3:41.554	
5	1:17.904	88.9	35.989	158.2	32.189	125.2		2:26.082		10	1:16.848	88.0	35.532	<u>166.0</u>	31.448	126.7		2:23.828	

14 Jendrik Sättele (GER)									KTM RC390										
lap	Sect-1	Speed	Sect-2	Speed	Sect-3	Speed	TopSpeed	laptime	pit	lap	Sect-1	Speed	Sect-2	Speed	Sect-3	Speed	Topspeed	laptime	pit
1	Out	81.9	38.743	146.4	34.530	119.1		2:35.068		6	1:15.966	81.8	35.975	152.4				2:33.875	
2	1:23.706	83.5	38.993	136.0	34.125	125.2		2:36.824		7	Out	82.3	42.845	138.0	33.174	123.6		4:09.577	
3	1:18.545	86.0	37.306	153.0	32.613	118.8		2:28.464		8	1:17.239	87.6	35.507	152.4	33.322	122.6		2:26.068	
4	1:19.039	78.0	38.901	147.9	33.660	121.7		2:31.600		9	1:16.042	83.7	<u>35.386</u>	<u>154.6</u>	<u>31.589</u>	125.9		2:23.017	
5	1:17.398	82.9	38.193	137.5	34.561	124.4		2:30.152		10	<u>1:13.518</u>	<u>88.3</u>	35.971	140.7	32.243	123.1		<u>2:21.732</u>	

16 Yannik Tuisel (GER)									KTM RC390										
lap	Sect-1	Speed	Sect-2	Speed	Sect-3	Speed	TopSpeed	laptime	pit	lap	Sect-1	Speed	Sect-2	Speed	Sect-3	Speed	Topspeed	laptime	pit
1	Out	79.8	38.400	143.1	34.738	123.1		2:34.862		7	1:17.415	88.2	36.022	149.2	31.874	124.1		2:25.311	
2	1:22.811	78.6	37.305	148.3	33.319	125.2		2:33.435		8	1:14.667	87.1	35.680	153.4	31.657	125.7		2:22.004	
3	1:18.511	88.6	36.801	151.2	33.180	125.7		2:28.492		9	1:14.911	89.8	35.137	157.4	<u>31.229</u>	125.9		2:21.277	
4	1:17.971	86.5	36.718	152.6	32.048	124.6		2:26.737		10	1:13.591	<u>90.8</u>	<u>34.867</u>	<u>158.7</u>	31.246	125.9		<u>2:19.704</u>	
5	1:16.806	87.7	37.351	138.6	31.723	124.9		2:25.880		11	<u>1:13.495</u>	90.3	35.259	156.9	31.423	125.4		2:20.177	
6	1:15.877	87.4	35.566	157.2	31.524	123.6		2:22.967		12									

17 Marc Zellhöfer (GER)									KTM RC390										
lap	Sect-1	Speed	Sect-2	Speed	Sect-3	Speed	TopSpeed	laptime	pit	lap	Sect-1	Speed	Sect-2	Speed	Sect-3	Speed	Topspeed	laptime	pit
1	Out	63.6	41.086	145.8	35.538	116.6		2:52.463		6	1:20.001	84.8	37.459	155.5	32.373	127.5		2:29.833	
2	1:23.941	80.8	38.894	146.6	34.126	126.2		2:36.961		7	1:17.681	86.5	37.985	141.9	32.988	116.6		2:28.654	
3	1:20.124	86.5	37.950	146.8	32.430	127.5		2:30.504		8	1:15.542	89.6	35.253	163.9	<u>29.925</u>	129.9		2:20.720	
4	1:18.205	84.6	37.369	144.5	32.187	129.1		2:27.761		9	<u>1:12.585</u>	<u>91.0</u>	<u>34.204</u>	<u>166.2</u>	30.321	130.8		<u>2:17.110</u>	
5	1:16.045	86.7	35.888	156.3	31.567	127.2		2:23.500		10									

Int. ADAC Siegerlandpreis

MSC Freies Grund e.V. im ADAC

ADAC Junior Cup powered by KTM - Qualifying 2 Laps and Sector Times

27 - 29 June 2014
Nürburgring Kurz - 3618 mtr.

18 Tom Günther (GER)									KTM RC390										
lap	Sect-1	Speed	Sect-2	Speed	Sect-3	Speed	TopSpeed	laptime	pit	lap	Sect-1	Speed	Sect-2	Speed	Sect-3	Speed	Topspeed	laptime	pit
1	Out	82.6	39.891	141.9	35.125	120.2		2:38.614		6	<u>1:17.046</u>	<u>91.1</u>	<u>35.491</u>	<u>154.0</u>	31.087	125.7		<u>2:23.624</u>	
2	1:21.315	89.2	37.049	147.3	32.799	120.7		2:31.163		7	1:19.534	81.4	38.741	153.4	31.397	125.2		2:29.672	
3	1:23.435	82.9	38.616	147.3	33.138	125.7		2:35.189		8	1:18.107	86.6	37.581	127.0	33.153	130.2		2:28.841	
4	1:18.099	82.3	38.571	144.2	33.009	123.9		2:29.679		9	1:17.327	89.3	36.239	144.4				2:44.137	
5	1:21.684	86.9	36.938	<u>154.0</u>	<u>31.071</u>	129.7		2:29.693		10	Out	79.6	38.469	143.6				3:19.301	

19 Chris Leibold (GER)									KTM RC390										
lap	Sect-1	Speed	Sect-2	Speed	Sect-3	Speed	TopSpeed	laptime	pit	lap	Sect-1	Speed	Sect-2	Speed	Sect-3	Speed	Topspeed	laptime	pit
1	Out	83.6	39.400	148.1	34.416	123.6		2:34.209		7	1:14.103	88.0	35.537	151.4	31.600	126.4		2:21.240	
2	1:21.036	78.4	37.627	144.5	33.715	122.9		2:32.378		8	1:13.606	87.5	36.189	140.7	32.122	126.7		2:21.917	
3	1:16.629	81.4	36.817	148.1	33.310	127.8		2:26.756		9	1:14.807	89.4	35.988	147.5	31.987	123.6		2:22.782	
4	1:16.832	87.4	37.356	151.0	32.421	125.2		2:26.609		10	1:13.676	91.2	<u>34.950</u>	159.3	<u>30.862</u>	128.0		<u>2:19.488</u>	
5	1:16.341	86.4	35.645	152.4	31.948	126.4		2:23.934		11	<u>1:13.602</u>	<u>92.6</u>	35.052	<u>161.6</u>				2:34.556	
6	1:14.194	82.9	36.312	152.8	31.683	124.6		2:22.189		12									

20 Hagen Wiedemann (GER)									KTM RC390										
lap	Sect-1	Speed	Sect-2	Speed	Sect-3	Speed	TopSpeed	laptime	pit	lap	Sect-1	Speed	Sect-2	Speed	Sect-3	Speed	Topspeed	laptime	pit
1	Out	81.8	38.628	150.0	34.045	123.6		2:34.742		7	1:13.913	92.8	36.270	164.3	30.808	126.4		2:20.991	
2	1:18.115	88.9	35.733	158.5	31.979	123.9		2:25.827		8	1:14.355	93.0	34.583	163.6	30.130	123.9		2:19.068	
3	1:16.382	90.7	34.847	163.6	32.244	127.8		2:23.473		9	1:12.677	92.7	34.450	165.0	30.399	125.4		2:17.526	
4	1:16.386	92.9	36.090	155.9	31.356	125.2		2:23.832		10	1:13.818	<u>94.7</u>	34.296	170.2	31.083	125.4		2:19.197	
5	1:14.531	91.6	34.671	163.4	31.584	127.5		2:20.786		11	<u>1:12.350</u>	93.8	<u>33.580</u>	<u>170.9</u>	<u>30.069</u>	129.1		<u>2:15.999</u>	
6	1:14.368	93.3	34.007	165.5	30.766	127.0		2:19.141		12									

21 Marlon Schroeder (GER)									KTM RC390										
lap	Sect-1	Speed	Sect-2	Speed	Sect-3	Speed	TopSpeed	laptime	pit	lap	Sect-1	Speed	Sect-2	Speed	Sect-3	Speed	Topspeed	laptime	pit
1	Out	83.3	40.341	120.4	36.801	117.7		2:42.352		6	Out	84.4	36.759	<u>154.4</u>	32.474	122.9		3:40.657	
2	1:21.971	84.6	39.898	136.7	35.044	121.4		2:36.913		7	1:19.114	90.2	37.893	135.1	33.098	124.6		2:30.105	
3	1:23.926	84.5	38.943	131.8	34.451	122.6		2:37.320		8	<u>1:15.998</u>	90.4	<u>35.168</u>	151.6	<u>31.880</u>	119.5		<u>2:23.046</u>	
4	1:19.464	83.3	37.556	140.5	34.302	121.7		2:31.322		9	1:17.363	<u>92.5</u>	35.256	152.8	31.926	123.6		2:24.545	
5	1:24.560	68.1	47.034	125.8				2:58.147		10									

23 Kenny Leibold (GER)									KTM RC390										
lap	Sect-1	Speed	Sect-2	Speed	Sect-3	Speed	TopSpeed	laptime	pit	lap	Sect-1	Speed	Sect-2	Speed	Sect-3	Speed	Topspeed	laptime	pit
1	Out	92.4	36.600	149.0	33.715	125.7		2:26.482		7	1:12.323	<u>95.7</u>	33.835	165.8	29.831	132.5		2:15.989	
2	1:16.855	94.5	34.907	160.2	31.233	131.0		2:22.995		8	1:12.071	93.2	34.324	156.9				2:30.647	
3	1:13.715	95.3	34.410	165.3	30.185	130.5		2:18.310		9	Out	95.2	34.291	161.3	31.356	129.9		3:36.433	
4	1:12.422	92.5	<u>33.613</u>	166.0	29.835	129.9		2:15.870		10	1:12.904	88.1	34.838	<u>167.2</u>	31.142	117.9		2:18.884	
5	<u>1:12.019</u>	94.0	34.062	166.7	<u>29.614</u>	128.8		<u>2:15.695</u>		11	1:13.489	93.1	35.473	154.0				2:33.983	
6	1:12.618	94.3	34.170	164.3	30.879	132.8		2:17.667		12									

24 Yannick Kruse (GER)									KTM RC390										
lap	Sect-1	Speed	Sect-2	Speed	Sect-3	Speed	TopSpeed	laptime	pit	lap	Sect-1	Speed	Sect-2	Speed	Sect-3	Speed	Topspeed	laptime	pit
1	Out	77.9	39.439	145.5	36.478	123.6		2:42.535		7	1:13.485	87.2	34.908	160.2	30.265	128.8		2:18.658	
2	1:19.237	86.1	37.086	156.7	31.869	125.9		2:28.192		8	1:11.850	91.6	35.409	162.0	<u>30.261</u>	129.9		2:17.520	
3	1:15.566	85.0	36.471	160.9	32.173	126.4		2:24.210		9	1:11.570	<u>93.2</u>	34.893	162.0	31.153	130.8		2:17.616	
4	1:15.716	85.1	37.792	161.3	32.267	125.9		2:25.775		10	<u>1:09.676</u>	91.4	<u>33.995</u>	<u>171.9</u>	30.999	129.4		<u>2:14.670</u>	
5	1:17.573	85.9	35.510	159.8	31.380	130.2		2:24.463		11	1:12.436	91.5	34.762	164.8	30.541	128.0		2:17.739	
6	1:14.044	89.7	34.007	165.5	30.669	129.9		2:18.720		12									

25 Jessica Langstädtler (GER)									KTM RC390										
lap	Sect-1	Speed	Sect-2	Speed	Sect-3	Speed	TopSpeed	laptime	pit	lap	Sect-1	Speed	Sect-2	Speed	Sect-3	Speed	Topspeed	laptime	pit
1	Out	79.4	38.405	144.5	33.018	122.9		2:34.560		3	1:17.155	<u>88.9</u>	<u>36.223</u>	<u>155.5</u>	<u>31.525</u>	129.1		<u>2:24.903</u>	
2	1:19.478	82.1	38.296	142.6	32.409	125.7		2:30.183		4									

Int. ADAC Siegerlandpreis

MSC Freies Grund e.V. im ADAC

ADAC Junior Cup powered by KTM - Qualifying 2 Laps and Sector Times

27 - 29 June 2014
Nürburgring Kurz - 3618 mtr.

26 Toni Thurmayer (GER)										KTM RC390									
lap	Sect-1	Speed	Sect-2	Speed	Sect-3	Speed	TopSpeed	laptime	pit	lap	Sect-1	Speed	Sect-2	Speed	Sect-3	Speed	Topspeed	laptime	pit
1	Out	88.0	37.784	158.9	33.366	125.7		2:30.623		6	1:14.691	92.6	35.593	164.3	30.579	129.4		2:20.863	
2	1:16.675	92.2	36.526	161.6	32.073	127.2		2:25.274		7	1:15.183	90.9	35.648	162.3	30.630	129.1		2:21.461	
3	1:16.012	89.5	35.762	167.2	31.875	129.4		2:23.649		8	1:13.861	93.0	35.230	165.3	30.826	127.0		2:19.917	
4	1:14.373	93.3	35.913	167.2	30.905	131.9		2:21.191		9	<u>1:13.611</u>	93.7	34.591	167.7	<u>30.363</u>	128.3		<u>2:18.565</u>	
5	1:15.000	93.5	34.876	168.4	30.490	130.5		2:20.366		10	1:14.003	<u>95.5</u>	<u>34.021</u>	<u>170.7</u>				2:34.432	

51 Jirka Mrkývka (CZE)										KTM RC390									
lap	Sect-1	Speed	Sect-2	Speed	Sect-3	Speed	TopSpeed	laptime	pit	lap	Sect-1	Speed	Sect-2	Speed	Sect-3	Speed	Topspeed	laptime	pit
1	Out	70.0	45.521	123.3	35.762	121.2		2:49.153		6	1:15.092	82.6	36.315	152.4	31.440	126.2		2:22.847	
2	1:21.319	80.8	38.302	142.8	32.368	126.7		2:31.989		7	1:15.198	81.5	37.169	150.0	31.244	127.0		2:23.611	
3	1:16.915	82.4	38.673	148.6	32.444	123.9		2:28.032		8	1:12.121	86.1	35.856	153.4	30.356	128.8		2:18.333	
4	1:14.534	82.3	37.940	146.9	31.880	126.2		2:24.354		9	<u>1:11.005</u>	83.9	35.281	155.0	30.373	123.9		2:16.659	
5	1:15.143	78.4	36.971	151.8	31.802	124.6		2:23.916		10	1:11.781	<u>87.1</u>	<u>34.654</u>	<u>158.5</u>	<u>29.903</u>	129.1		<u>2:16.338</u>	

52 Petr Voslajer (CZE)										KTM RC390									
lap	Sect-1	Speed	Sect-2	Speed	Sect-3	Speed	TopSpeed	laptime	pit	lap	Sect-1	Speed	Sect-2	Speed	Sect-3	Speed	Topspeed	laptime	pit
1	Out	78.6	39.024	142.9	33.203	123.9		2:29.180		6	1:11.927	90.3	33.481	<u>164.8</u>	29.202	129.1		2:14.610	
2	1:14.378	85.4	37.096	149.8	31.085	126.4		2:22.559		7	1:10.131	87.2	33.901	<u>164.8</u>	29.537	128.6		2:13.569	
3	1:13.368	89.3	34.742	159.3	29.835	129.7		2:17.945		8	<u>1:08.840</u>	<u>92.5</u>	33.704	164.1	<u>29.101</u>	129.1		<u>2:11.645</u>	
4	1:14.133	87.2	35.124	163.4	30.425	129.9		2:19.682		9	1:09.514	90.9	34.065	161.8				2:32.265	
5	1:11.803	90.7	<u>33.451</u>	162.3	30.318	128.3		2:15.572		10									

53 Michaël Verbrughe (BEL)										KTM RC390									
lap	Sect-1	Speed	Sect-2	Speed	Sect-3	Speed	TopSpeed	laptime	pit	lap	Sect-1	Speed	Sect-2	Speed	Sect-3	Speed	Topspeed	laptime	pit
1	Out	84.6	38.814	150.4	34.616	125.7		2:33.312		7	1:31.036	86.0	46.507	141.3	31.111	129.1		2:48.654	
2	1:17.493	85.6	36.654	161.6	31.960	129.9		2:26.107		8	1:13.098	88.6	35.040	158.0	30.419	129.4		2:18.557	
3	1:18.014	86.7	36.426	161.1	31.672	127.8		2:26.112		9	1:12.724	89.9	34.449	163.2	29.805	131.0		2:16.978	
4	1:14.902	88.1	36.039	159.6	31.395	124.9		2:22.336		10	1:11.709	89.2	33.874	164.1	30.586	129.4		2:16.169	
5	1:14.564	87.9	35.843	160.2	31.448	127.8		2:21.855		11	<u>1:11.053</u>	<u>91.1</u>	<u>33.752</u>	<u>167.7</u>	<u>29.759</u>	128.6		<u>2:14.564</u>	
6	1:14.126	88.0	35.369	160.7	31.162	125.4		2:20.657		12									

54 Joel Kugler (SUI)										KTM RC390									
lap	Sect-1	Speed	Sect-2	Speed	Sect-3	Speed	TopSpeed	laptime	pit	lap	Sect-1	Speed	Sect-2	Speed	Sect-3	Speed	Topspeed	laptime	pit
1	Out	86.1	39.319	152.4	34.253	127.0		2:32.561		7	1:14.217	90.4	36.792	158.7	30.017	129.4		2:21.026	
2	1:22.205	85.8	38.081	150.0	31.388	124.6		2:31.674		8	1:14.824	91.5	<u>35.625</u>	<u>166.2</u>	<u>29.529</u>	129.1		2:19.978	
3	1:21.850	86.2	38.819	157.6	30.854	127.0		2:31.523		9	1:14.402	87.4	36.245	160.2	30.592	128.6		2:21.239	
4	1:17.128	87.4	37.365	162.0	31.633	127.5		2:26.126		10	<u>1:13.494</u>	90.3	35.804	164.1	29.825	128.0		<u>2:19.123</u>	
5	1:16.697	<u>93.3</u>	36.735	158.9	31.864	127.5		2:25.296		11	1:20.649	90.8	35.987	159.8	30.457	126.7		2:27.093	
6	1:15.800	89.9	36.148	158.9	29.814	128.0		2:21.762		12									

G83 Lachlan Epis (AUS)										KTM RC390									
lap	Sect-1	Speed	Sect-2	Speed	Sect-3	Speed	TopSpeed	laptime	pit	lap	Sect-1	Speed	Sect-2	Speed	Sect-3	Speed	Topspeed	laptime	pit
1	Out	85.0	36.768	150.8	33.224	127.5		2:28.182		4	1:12.549	95.3	34.308	161.1	30.171	129.1		2:17.028	
2	1:16.072	88.5	35.774	161.6	31.671	128.8		2:23.517		5	1:11.734	88.3	<u>33.637</u>	<u>165.3</u>	<u>29.058</u>	129.7		2:14.429	
3	1:12.147	91.2	34.625	162.7	30.992	129.7		2:17.764		6	1:10.862	<u>96.6</u>	33.740	164.3	29.059	129.9		<u>2:13.661</u>	

Int. ADAC Siegerlandpreis

MSC Freies Grund e.V. im ADAC

ADAC Junior Cup powered by KTM - Qualifying 2 Sector analyse

27 - 29 June 2014
Nürburgring Kurz - 3618 mtr.

Pos	Nbr	Name / Team name	Sector 1			Sector 2			Sector 3			Theoretical best	Actual best	In
			time	Lap	pos	time	Lap	pos	time	Lap	pos			
1	6	Lukas Tulovic (GER)	1:07.990	11	1	32.841	11	1	28.542	11	1	2:09.373	2:09.373	11
2	52	Petr Voslajer (CZE)	1:08.840	8	2	33.451	5	4	29.101	8	3	2:11.392	2:11.645	8
3	G83	Lachlan Epis (AUS)	1:09.808	7	5	33.637	5	7	29.058	5	2	2:12.503	2:13.661	6
4	9	Milan Wiedemann (GER)	1:09.348	8	3	34.481	6	15	29.289	7	4	2:13.118	2:14.420	7
5	53	Michaël Verbrugge (BEL)	1:11.053	11	7	33.752	11	8	29.759	11	8	2:14.564	2:14.564	11
6	24	Yannick Kruse (GER)	1:09.676	10	4	33.995	10	10	30.261	8	15	2:13.932	2:14.670	10
7	5	Jonas Hähle (GER)	1:11.651	11	11	33.450	10	3	29.908	8	10	2:15.009	2:15.196	10
8	3	Dennis Norick Stelzer (GER)	1:11.154	10	8	33.840	8	9	29.352	9	5	2:14.346	2:15.267	9
9	11	Pedro John (GER)	1:11.910	5	12	33.130	4	2	29.990	7	12	2:15.030	2:15.652	7
10	23	Kenny Leibold (GER)	1:12.019	5	13	33.613	4	6	29.614	5	7	2:15.246	2:15.695	5
11	4	Matthias Meggle (GER)	1:11.380	11	10	34.079	11	12	30.086	9	14	2:15.545	2:15.734	11
12	20	Hagen Wiedemann (GER)	1:12.350	11	14	33.580	11	5	30.069	11	13	2:15.999	2:15.999	11
13	51	Jirka Mrkývka (CZE)	1:11.005	9	6	34.654	10	16	29.903	10	9	2:15.562	2:16.338	10
14	17	Marc Zellhöfer (GER)	1:12.585	9	15	34.204	9	13	29.925	8	11	2:16.714	2:17.110	9
15	8	Maximilian Sohnius (GER)	1:11.199	9	9	35.637	9	24	30.839	4	18	2:17.675	2:17.997	9
16	26	Toni Thurmayer (GER)	1:13.611	9	21	34.021	10	11	30.363	9	16	2:17.995	2:18.565	9
17	2	Tim Aydin (GER)	1:13.344	10	16	34.438	9	14	30.579	9	17	2:18.361	2:18.933	9
18	54	Joel Kugler (SUI)	1:13.494	10	17	35.625	8	23	29.529	8	6	2:18.648	2:19.123	10
19	19	Chris Leibold (GER)	1:13.602	11	20	34.950	10	19	30.862	10	19	2:19.414	2:19.488	10
20	16	Yannik Tuisel (GER)	1:13.495	11	18	34.867	10	18	31.229	9	23	2:19.591	2:19.704	10
21	14	Jendrik Sättele (GER)	1:13.518	10	19	35.386	9	21	31.589	9	25	2:20.493	2:21.732	10
22	12	Leon Langstädtler (GER)	1:14.700	7	22	34.860	4	17	31.187	6	22	2:20.747	2:21.733	7
23	21	Marlon Schroeder (GER)	1:15.998	8	23	35.168	8	20	31.880	8	26	2:23.046	2:23.046	8
24	18	Tom Günther (GER)	1:17.046	6	25	35.491	6	22	31.071	5	20	2:23.608	2:23.624	6
25	25	Jessica Langstädtler (GER)	1:16.373	4	24	36.223	3	26	31.525	3	24	2:24.121	2:24.903	3
26	7	Tim Georgi (GER)	1:21.149	3	26	35.791	2	25	31.149	6	21	2:28.089	2:29.804	3
27	1	Dominic Kaßner (GER)	1:22.783	3	27	39.021	2	27	33.505	2	27	2:35.309	2:37.184	2

Int. ADAC Siegerlandpreis

MSC Freies Grund e.V. im ADAC

Result of the combined Qualifications - ADAC Junior Cup

27 - 29 June 2014

Nürburgring Kurz - 3618 mtr.

Pos	Nbr	Name / Entrant	Motorcycle	Qual-1	Qual-2	Fastest	Gap
1	11	Pedro John (GER) ADAC Württemberg e.V.	KTM RC390	1:45.792	2:15.652	1:45.792	
2	7	Tim Georgi (GER) ADAC Berlin Brandenburg e.V./Team Bergau	KTM RC390	1:46.163	2:29.804	1:46.163	0.371
3	4	Matthias Meggle (GER) ADAC Team Südbayern e.V.	KTM RC390	1:46.417	2:15.734	1:46.417	0.625
4	17	Marc Zellhöfer (GER) ADAC Nordbayern e.V.	KTM RC390	1:46.498	2:17.110	1:46.498	0.706
5	23	Kenny Leibold (GER) ADAC Württemberg e.V.	KTM RC390	1:46.621	2:15.695	1:46.621	0.829
6	8	Maximilian Sohnius (GER) ADAC Team Südbayern e.V.	KTM RC390	1:47.175	2:17.997	1:47.175	1.383
7	3	Dennis Norick Stelzer (GER) ADAC Sachsen e.V./Beinlich Racing Team	KTM RC390	1:47.183	2:15.267	1:47.183	1.391
8	6	Lukas Tulovic (GER) ADAC Nordbaden e.V./Leviator RT Germany	KTM RC390	1:47.239	2:09.373	1:47.239	1.447
9	51	Jirka Mrkvíkva (CZE)	KTM RC390	1:47.642	2:16.338	1:47.642	1.850
10	2	Tim Aydin (GER) ADAC Hessen Thüringen e.V.	KTM RC390	1:47.673	2:18.933	1:47.673	1.881
11	1	Dominic Kaßner (GER) ADAC Racing Team AMC Sachsenring e.V.	KTM RC390	1:47.785	2:37.184	1:47.785	1.993
12	5	Jonas Hähle (GER) ADAC Racing Team AMC Sachsenring e.V.	KTM RC390	1:47.861	2:15.196	1:47.861	2.069
13	26	Toni Thurmayer (GER) ADAC Nordbayern e.V.	KTM RC390	1:47.892	2:18.565	1:47.892	2.100
14	53	Michaël Verbrughe (BEL) Team Motorsportschool Zolder	KTM RC390	1:48.020	2:14.564	1:48.020	2.228
15	52	Petr Voslajer (CZE) AMK Czech Budejovice	KTM RC390	1:48.483	2:11.645	1:48.483	2.691
16	12	Leon Langstädtler (GER) ADAC Hessen Thüringen e.V.	KTM RC390	1:49.220	2:21.733	1:49.220	3.428
17	21	Marlon Schroeder (GER) ADAC Westfalen e.V. Bereich Sport	KTM RC390	1:49.978	2:23.046	1:49.978	4.186
18	18	Tom Günther (GER) ADAC Racing Team AMC Sachsenring e.V.	KTM RC390	1:50.598	2:23.624	1:50.598	4.806
19	9	Milan Wiedemann (GER) ADAC Westfalen e.V. Bereich Sport	KTM RC390	1:50.886	2:14.420	1:50.886	5.094
20	19	Chris Leibold (GER) ADAC Württemberg e.V.	KTM RC390	1:51.203	2:19.488	1:51.203	5.411
21	20	Hagen Wiedemann (GER) ADAC Westfalen e.V. Bereich Sport	KTM RC390	1:51.498	2:15.999	1:51.498	5.706
22	25	Jessica Langstädtler (GER) ADAC Hessen Thüringen e.V.	KTM RC390	1:51.952	2:24.903	1:51.952	6.160
23	G83	Lachlan Epis (AUS)	KTM RC390	1:51.979	2:13.661	1:51.979	6.187
24	14	Jendrik Sättele (GER) ADAC Württemberg e.V.	KTM RC390	1:52.462	2:21.732	1:52.462	6.670
25	16	Yannik Tuisel (GER) ADAC e.V. Bereich Jugend und Sport	KTM RC390	1:52.981	2:19.704	1:52.981	7.189
26	24	Yannick Kruse (GER) ADAC Ostwestfalen-Lippe e.V.	KTM RC390	1:53.469	2:14.670	1:53.469	7.677
27	54	Joel Kugler (SUI)	KTM RC390	1:53.675	2:19.123	1:53.675	7.883

All Classified. The maximum Qualification Time for each class was not exceeded.


The minimum Qualification laps are completed

Fastest time : 2:09.373 in lap 11 by nbr. 6 : Lukas Tulovic (KTM RC390)

Publication-time

Results and Laptimes : www.raceresults.at

Timekeeping by : SDO SportTiming

Clerk of the Course Heinrich Schmidt	Steward Rüdiger Merdes	Timekeeper Bernd Jung	
Page 1 of 1 Results remain provisional pending technical examination and decisions from the stewards of the meeting			

Int. ADAC Siegerlandpreis

MSC Freies Grund e.V. im ADAC

ADAC Junior Cup powered by KTM - Rennen

27 - 29 June 2014
Nürburgring Kurz - 3618 mtr.


Pos	Nbr	Name / Entrant	Motorcycle / City	Gap	Total time	Fastest	In	Avg. Speed
1	6	Lukas Tulovic (GER) ADAC Nordbaden e.V./Leviator RT Germany	KTM RC390 Eberbach	-- 15 laps --	27:38.406	1:47.363	13	117.80
2	11	Pedro John (GER) ADAC Württemberg e.V.	KTM RC390 Ulm	0.197	27:38.603	1:48.249	13	117.79
3	7	Tim Georgi (GER) ADAC Berlin Brandenburg e.V./Team Bergau	KTM RC390 Berlin	0.216	27:38.622	1:47.540	14	117.79
4	4	Matthias Meggle (GER) ADAC Team Südbayern e.V.	KTM RC390 Reicholzried	0.381	27:38.787	1:47.804	15	117.78
5	17	Marc Zellhöfer (GER) ADAC Nordbayern e.V.	KTM RC390 Fürth	1.256	27:39.662	1:47.807	15	117.71
6	23	Kenny Leibold (GER) ADAC Württemberg e.V.	KTM RC390 Schlierbach	3.920	27:42.326	1:48.412	12	117.52
7	8	Maximilian Sohnus (GER) ADAC Team Südbayern e.V.	KTM RC390 Hausham	6.027	27:44.433	1:48.691	12	117.38
8	5	Jonas Hähle (GER) ADAC Racing Team AMC Sachsenring e.V.	KTM RC390 Lugau	11.327	27:49.733	1:48.668	12	117.00
9	3	Dennis Norick Stelzer (GER) ADAC Sachsen e.V./Beinlich Racing Team	KTM RC390 Dohma	16.104	27:54.510	1:49.242	12	116.67
10	52	Petr Voslajer (CZE) AMK Czech Budejovice	KTM RC390 Ratboř	22.939	28:01.345	1:48.676	15	116.19
11	53	Michaël Verbrugghe (BEL) Team Motorsportschool Zolder	KTM RC390 Kessel	25.016	28:03.422	1:50.185	14	116.05
12	51	Jirka Mrkývka (CZE)	KTM RC390 Brno	44.299	28:22.705	1:51.036	14	114.74
13	20	Hagen Wiedemann (GER) ADAC Westfalen e.V. Bereich Sport	KTM RC390 Everswinkel	51.655	28:30.061	1:50.844	15	114.24
14	12	Leon Langstädtler (GER) ADAC Hessen Thüringen e.V.	KTM RC390 Idstein	52.101	28:30.507	1:50.692	15	114.21
15	9	Milan Wiedemann (GER) ADAC Westfalen e.V. Bereich Sport	KTM RC390 Everswinkel	1:37.169	29:15.575	1:55.809	10	111.28
16	1	Dominic Kaßner (GER) ADAC Racing Team AMC Sachsenring e.V.	KTM RC390 Kemtau	1:41.557	29:19.963	1:52.729	15	111.00
17	25	Jessica Langstädtler (GER) ADAC Hessen Thüringen e.V.	KTM RC390 Idstein	1:55.573	29:33.979	1:54.644	11	110.13
18	14	Jendrik Sättele (GER) ADAC Württemberg e.V.	KTM RC390 Balingen	1:55.682	29:34.088	1:55.542	10	110.12
19	16	Yannik Tuisel (GER) ADAC e.V. Bereich Jugend und Sport	KTM RC390 Gladenbach	-- 14 laps --	27:42.117	1:54.660	13	109.70
20	19	Chris Leibold (GER) ADAC Württemberg e.V.	KTM RC390 Schlierbach	2.629	27:44.746	1:55.013	13	109.53
21	54	Joel Kugler (SUI)	KTM RC390 Rebstein	4.400	27:46.517	1:55.769	13	109.41
22	18	Tom Günther (GER) ADAC Racing Team AMC Sachsenring e.V.	KTM RC390 Gersdorf	42.637	28:24.754	1:56.423	11	106.96
NOT CLASSIFIED		Classification Limit (75% of 15 laps) = 11 laps						
DNF	26	Toni Thurmayer (GER) ADAC Nordbayern e.V.	KTM RC390 Stockstadt	12 laps	22:13.728	1:48.352	12	117.18

Fastest time : 1:47.363 in lap 13 by nbr. 6 : Lukas Tulovic (KTM RC390)

Results and Laptimes : www.raceresults.at

Timekeeping by : SDO SportTiming

Publication-time

Clerk of the Course	Steward	Timekeeper	
Heinrich Schmidt	Rüdiger Merdes	Bernd Jung	
Page 1 of 2			

Int. ADAC Siegerlandpreis

MSC Freies Grund e.V. im ADAC

ADAC Junior Cup powered by KTM - Rennen

27 - 29 June 2014

Nürburgring Kurz - 3618 mtr.

Pos	Nbr	Name / Entrant	Motorcycle / City	Gap	Total time	Fastest	In	Avg. Speed
DNF	G83	Lachlan Epis (AUS)	KTM RC390 Maralyiya	11 laps	21:05.290	1:52.283	11	113.23
DNF	24	Yannick Kruse (GER) ADAC Ostwestfalen-Lippe e.V.	KTM RC390 Löhne	1 laps	2:05.884	2:05.884	1	103.46
DNF	2	Tim Aydin (GER) ADAC Hessen Thüringen e.V.	KTM RC390 Aschaffenburg	0 laps			0	
DNF	21	Marlon Schroeder (GER) ADAC Westfalen e.V. Bereich Sport	KTM RC390 Datteln	0 laps			0	

Fastest time : 1:47.363 in lap 13 by nbr. 6 : Lukas Tulovic (KTM RC390)

Publication-time

Results and Laptimes : www.raceresults.at

Timekeeping by : SDO SportTiming

Clerk of the Course	Steward	Timekeeper	DMSB
Heinrich Schmidt	Rüdiger Merdes	Bernd Jung	

Page 2 of 2

Int. ADAC Siegerlandpreis

MSC Freies Grund e.V. im ADAC

ADAC Junior Cup powered by KTM - Rennen
Laptimes

27 - 29 June 2014
Nürburgring Kurz - 3618 mtr.

Nbr	Name	Laps	lap	Lap ..1	Lap ..2	Lap ..3	Lap ..4	Lap ..5	Lap ..6	Lap ..7	Lap ..8	Lap ..9	Lap ..0
6	Lukas Tulovic	15	1 - 10	1:55.688	1:54.605	1:53.045	1:52.924	1:50.436	1:50.636	1:50.942	1:49.692	1:49.899	1:48.859
			11 - 20	1:48.800	1:48.477	1:47.363	1:48.214	1:48.826					
11	Pedro John	15	1 - 10	1:55.393	1:54.231	1:53.353	1:52.931	1:50.637	1:50.377	1:50.137	1:49.410	1:48.918	1:49.359
			11 - 20	1:49.511	1:48.675	1:48.249	1:48.575	1:48.847					
7	Tim Georgi	15	1 - 10	1:56.767	1:54.433	1:53.697	1:51.547	1:51.882	1:50.220	1:49.933	1:49.539	1:49.930	1:49.268
			11 - 20	1:48.892	1:48.314	1:48.656	1:47.540	1:48.004					
4	Matthias Meggle	15	1 - 10	1:55.791	1:54.379	1:53.166	1:52.661	1:51.279	1:50.169	1:50.434	1:49.858	1:50.467	1:48.882
			11 - 20	1:48.574	1:48.391	1:48.962	1:47.970	1:47.804					
17	Marc Zellhöfer	15	1 - 10	1:56.089	1:54.511	1:53.171	1:52.011	1:51.290	1:50.707	1:50.075	1:49.872	1:49.314	1:49.331
			11 - 20	1:49.742	1:48.308	1:49.014	1:48.420	1:47.807					
23	Kenny Leibold	15	1 - 10	1:56.243	1:54.683	1:53.624	1:52.507	1:51.465	1:51.218	1:50.300	1:49.581	1:49.505	1:49.424
			11 - 20	1:49.187	1:48.412	1:48.948	1:48.603	1:48.626					
8	Maximilian Sohnus	15	1 - 10	1:58.964	1:55.311	1:52.979	1:52.474	1:51.212	1:49.605	1:50.064	1:49.438	1:49.021	1:49.431
			11 - 20	1:49.200	1:48.691	1:48.985	1:48.744	1:50.314					
5	Jonas Hähle	15	1 - 10	1:59.069	1:55.963	1:53.726	1:53.089	1:51.424	1:50.957	1:50.741	1:51.357	1:49.353	1:48.970
			11 - 20	1:49.109	1:48.668	1:49.300	1:49.150	1:48.857					
3	Dennis Norick Stelzer	15	1 - 10	1:58.726	1:55.320	1:54.067	1:52.042	1:51.495	1:51.589	1:51.287	1:51.673	1:50.165	1:49.712
			11 - 20	1:49.365	1:49.242	1:49.582	1:49.917	1:50.328					
52	Petr Voslajer	15	1 - 10	1:59.703	1:55.308	1:53.685	1:52.362	1:51.590	1:51.175	1:51.141	1:51.264	1:50.149	1:50.101
			11 - 20	1:49.423	1:49.139	1:58.537	1:49.092	1:48.676					
53	Michaël Verbrugge	15	1 - 10	2:00.939	1:55.036	1:53.097	1:52.484	1:51.666	1:52.043	1:51.818	1:51.334	1:50.763	1:50.427
			11 - 20	1:50.829	1:50.879	1:50.971	1:50.185	1:50.951					
51	Jirka Mrkývka	15	1 - 10	2:00.125	1:56.855	1:53.814	1:54.315	1:52.779	1:53.080	1:52.699	1:52.517	1:53.774	1:53.148
			11 - 20	1:51.712	1:52.290	1:52.058	1:51.036	1:52.503					
20	Hagen Wiedemann	15	1 - 10	2:01.277	1:56.170	1:56.535	1:55.445	1:53.960	1:56.165	1:53.062	1:52.383	1:52.068	1:52.444
			11 - 20	1:52.599	1:52.546	1:52.453	1:52.110	1:50.844					
12	Leon Langstädtler	15	1 - 10	2:01.622	1:56.464	1:56.057	1:55.041	1:54.922	1:55.158	1:53.958	1:53.244	1:52.947	1:52.863
			11 - 20	1:52.393	1:52.009	1:51.850	1:51.287	1:50.692					
9	Milan Wiedemann	15	1 - 10	2:01.951	1:56.953	1:57.046	1:56.492	1:56.365	1:56.477	1:56.893	1:56.529	1:56.232	1:55.809
			11 - 20	1:57.108	1:56.690	1:57.389	1:56.297	1:57.344					
1	Dominic Kaßner	15	1 - 10	2:06.438	2:01.154	2:00.045	1:59.279	2:00.072	1:57.234	1:57.297	1:56.310	1:56.454	1:55.179
			11 - 20	1:55.090	1:54.785	1:54.601	1:53.296	1:52.729					
25	Jessica Langstädtler	15	1 - 10	2:04.856	1:59.562	2:01.374	2:00.947	2:00.220	1:59.888	1:58.356	1:58.898	1:56.366	1:56.273
			11 - 20	1:54.644	1:55.038	1:55.812	1:55.189	1:56.556					
14	Jendrik Sättele	15	1 - 10	2:06.302	2:02.541	2:00.289	1:59.912	1:58.580	1:59.376	1:58.499	1:58.190	1:56.029	1:55.542
			11 - 20	1:55.781	1:55.734	1:55.542	1:55.603	1:56.168					

Int. ADAC Siegerlandpreis

MSC Freies Grund e.V. im ADAC

ADAC Junior Cup powered by KTM - Rennen
Laptimes

27 - 29 June 2014
Nürburgring Kurz - 3618 mtr.

Nbr	Name	Laps	lap	Lap ..1	Lap ..2	Lap ..3	Lap ..4	Lap ..5	Lap ..6	Lap ..7	Lap ..8	Lap ..9	Lap ..0
16	Yannik Tuisel	14	1 - 10	2:09.402	2:05.013	2:03.182	2:01.631	1:59.755	1:58.157	1:56.806	1:56.132	1:55.594	1:55.250
			11 - 20	1:55.571	1:55.469	1:54.660	1:55.495						
19	Chris Leibold	14	1 - 10	2:03.998	1:59.680	2:02.133	2:00.823	2:00.947	1:59.127	1:58.311	1:58.795	1:57.928	1:56.175
			11 - 20	1:56.570	1:57.880	1:55.013	1:57.366						
54	Joel Kugler	14	1 - 10	2:10.476	2:03.176	1:59.968	2:00.051	1:58.207	1:58.943	1:58.457	1:57.349	1:57.359	1:56.395
			11 - 20	1:57.415	1:55.997	1:55.769	1:56.955						
18	Tom Günther	14	1 - 10	2:11.212	2:04.434	2:05.641	2:04.860	2:04.479	2:02.808	2:01.922	2:00.666	2:01.948	1:58.263
			11 - 20	1:56.423	1:57.271	1:57.683	1:57.144						
26	Toni Thurmayer	12	1 - 10	1:58.974	1:54.726	1:52.985	1:52.577	1:50.870	1:49.876	1:49.093	1:49.266	1:49.303	1:48.686
			11 - 20	1:49.020	1:48.352								
G83	Lachlan Epis	11	1 - 10	2:00.660	1:56.145	1:55.344	1:55.888	1:55.648	1:55.848	1:53.946	1:52.385	1:54.108	1:53.035
			11 - 20	1:52.283									
24	Yannick Kruse	1	1 - 10	2:05.884									
2	Tim Aydin	0	1 - 10										
21	Marlon Schroeder	0	1 - 10										

Int. ADAC Siegerlandpreis

MSC Freies Grund e.V. im ADAC

ADAC Junior Cup powered by KTM - Rennen
Laps and Sector Times

27 - 29 June 2014
Nürburgring Kurz - 3618 mtr.

1 Dominic KaBner (GER)										KTM RC390									
lap	Sect-1	Speed	Sect-2	Speed	Sect-3	Speed	TopSpeed	laptime	pit	lap	Sect-1	Speed	Sect-2	Speed	Sect-3	Speed	Topspeed	laptime	pit
1		93.3	29.806	<u>184.3</u>	26.061	138.8		2:06.438		9	1:02.297	98.6	29.442	176.4	24.715	134.5		1:56.454	
2	1:04.891	94.4	30.581	176.7	25.682	134.8		2:01.154		10	1:01.600	100.0	28.949	177.2	24.630	135.1		1:55.179	
3	1:04.734	95.1	30.187	177.0	25.124	135.4		2:00.045		11	1:01.493	101.3	29.039	175.9	24.558	134.8		1:55.090	
4	1:03.875	95.4	29.421	172.5	25.983	138.8		1:59.279		12	1:00.902	99.6	29.169	176.7	24.714	135.1		1:54.785	
5	1:04.461	99.4	29.873	176.1	25.738	136.6		2:00.072		13	1:01.187	102.0	29.008	176.4	24.406	135.7		1:54.601	
6	1:02.745	99.8	29.620	176.1	24.869	134.5		1:57.234		14	1:00.239	103.5	28.819	176.7	24.238	135.4		1:53.296	
7	1:03.142	98.5	29.437	176.1	24.718	134.8		1:57.297		15	<u>59.898</u>	<u>104.3</u>	<u>28.642</u>	177.2	<u>24.189</u>	133.9		<u>1:52.729</u>	
8	1:02.485	100.7	29.272	177.5	24.553	134.8		1:56.310		16									

2 Tim Aydin (GER)										KTM RC390									
lap	Sect-1	Speed	Sect-2	Speed	Sect-3	Speed	TopSpeed	laptime	pit	lap	Sect-1	Speed	Sect-2	Speed	Sect-3	Speed	Topspeed	laptime	pit
1										1									

3 Dennis Norick Stelzer (GER)										KTM RC390									
lap	Sect-1	Speed	Sect-2	Speed	Sect-3	Speed	TopSpeed	laptime	pit	lap	Sect-1	Speed	Sect-2	Speed	Sect-3	Speed	Topspeed	laptime	pit
1		96.9	29.353	184.0	24.943	139.4		1:58.726		9	58.822	105.8	27.699	191.0	<u>23.644</u>	140.7		1:50.165	
2	1:02.080	98.8	28.697	184.6	24.543	141.7		1:55.320		10	58.179	105.5	27.751	186.1	23.782	140.0		1:49.712	
3	1:01.495	98.1	28.435	187.6	24.137	141.7		1:54.067		11	<u>57.774</u>	106.1	<u>27.792</u>	187.6	23.799	141.0		1:49.365	
4	1:00.121	101.5	27.972	<u>191.4</u>	23.949	142.3		1:52.042		12	57.947	105.9	<u>27.636</u>	190.4	23.659	140.4		<u>1:49.242</u>	
5	59.742	100.8	27.999	189.8	23.754	142.3		1:51.495		13	57.903	<u>106.5</u>	27.951	184.6	23.728	140.4		1:49.582	
6	59.426	101.8	28.194	186.4	23.969	140.0		1:51.589		14	57.882	106.3	28.089	185.5	23.946	139.4		1:49.917	
7	59.630	102.4	27.911	187.3	23.746	140.0		1:51.287		15	58.106	106.4	28.292	183.1	23.930	140.4		1:50.328	
8	59.424	105.3	27.800	189.5	24.449	136.6		1:51.673		16									

4 Matthias Meggle (GER)										KTM RC390									
lap	Sect-1	Speed	Sect-2	Speed	Sect-3	Speed	TopSpeed	laptime	pit	lap	Sect-1	Speed	Sect-2	Speed	Sect-3	Speed	Topspeed	laptime	pit
1		98.5	28.656	180.3	25.370	136.3		1:55.791		9	59.476	105.7	27.646	189.8	23.345	146.8		1:50.467	
2	1:01.241	102.4	28.226	187.3	24.912	142.3		1:54.379		10	57.396	109.8	27.569	<u>193.0</u>	23.917	143.7		1:48.882	
3	1:00.559	103.5	28.205	188.5	24.402	142.3		1:53.166		11	57.402	108.9	27.631	189.8	23.541	146.4		1:48.574	
4	59.490	104.7	28.826	181.7	24.345	144.0		1:52.661		12	57.127	<u>110.9</u>	<u>27.537</u>	188.2	23.727	144.0		1:48.391	
5	59.913	104.9	27.732	191.0	23.634	145.7		1:51.279		13	57.734	109.9	27.841	186.7	23.387	142.7		1:48.962	
6	58.820	106.4	27.850	187.9	23.499	146.1		1:50.169		14	<u>56.650</u>	110.1	27.779	188.2	23.541	145.4		1:47.970	
7	59.277	106.1	27.695	186.1	23.462	143.7		1:50.434		15	57.191	110.3	27.696	188.5	<u>22.917</u>	147.1		<u>1:47.804</u>	
8	58.300	107.2	27.831	185.2	23.727	142.7		1:49.858		16									

5 Jonas Hähle (GER)										KTM RC390									
lap	Sect-1	Speed	Sect-2	Speed	Sect-3	Speed	TopSpeed	laptime	pit	lap	Sect-1	Speed	Sect-2	Speed	Sect-3	Speed	Topspeed	laptime	pit
1		99.4	29.194	186.7	25.109	141.7		1:59.069		9	57.689	106.4	28.111	180.8	23.553	138.5		1:49.353	
2	1:02.454	102.1	29.157	186.4	24.352	143.3		1:55.963		10	57.527	106.7	<u>27.800</u>	182.3	23.643	137.5		1:48.970	
3	1:00.945	101.1	28.436	188.2	24.345	139.4		1:53.726		11	56.983	108.0	28.713	179.7	<u>23.413</u>	137.8		1:49.109	
4	1:00.588	104.2	28.004	<u>191.0</u>	24.497	138.8		1:53.089		12	<u>56.924</u>	106.6	28.098	180.8	23.646	138.5		<u>1:48.668</u>	
5	59.143	105.6	28.007	188.2	24.274	141.0		1:51.424		13	57.846	<u>108.2</u>	27.935	180.0	23.519	137.8		1:49.300	
6	59.283	107.5	28.095	185.5	23.579	140.4		1:50.957		14	57.387	<u>108.2</u>	28.211	180.0	23.552	136.9		1:49.150	
7	58.707	105.3	28.143	187.6	23.891	141.7		1:50.741		15	57.046	108.0	28.112	178.9	23.699	130.5		1:48.857	
8	58.653	101.2	28.104	183.4	24.600	138.8		1:51.357		16									

6 Lukas Tulovic (GER)										KTM RC390									
lap	Sect-1	Speed	Sect-2	Speed	Sect-3	Speed	TopSpeed	laptime	pit	lap	Sect-1	Speed	Sect-2	Speed	Sect-3	Speed	Topspeed	laptime	pit
1		102.6	28.648	186.1	25.195	139.4		1:55.688		9	58.242	105.9	28.023	183.7	23.634	142.3		1:49.899	
2	1:00.449	101.0	28.921	178.9	25.235	141.3		1:54.605		10	57.451	107.8	27.758	<u>192.3</u>	23.650	140.0		1:48.859	
3	59.892	100.3	28.693	180.0	24.460	138.5		1:53.045		11	57.213	106.5	28.116	182.0	23.471	142.3		1:48.800	
4	59.749	103.9	28.606	180.0	24.569	142.0		1:52.924		12	56.998	108.2	27.812	184.3	23.667	142.3		1:48.477	
5	58.631	103.9	28.063	186.7	23.742	141.7		1:50.436		13	<u>56.029</u>	<u>109.6</u>	<u>27.687</u>	184.3	23.647	142.0		<u>1:47.363</u>	
6	58.917	105.6	28.093	186.1	23.626	140.0		1:50.636		14	56.468	107.1	28.144	183.4	23.602	139.7		1:48.214	
7	59.755	105.9	27.790	191.4	<u>23.397</u>	141.7		1:50.942		15	57.075	107.8	28.195	179.2	23.556	140.0		1:48.826	

Int. ADAC Siegerlandpreis

MSC Freies Grund e.V. im ADAC

ADAC Junior Cup powered by KTM - Rennen

27 - 29 June 2014

Laps and Sector Times

Nürburgring Kurz - 3618 mtr.

8	58.405	104.8	27.776	189.8	23.511	142.3	1:49.692	16										
---	--------	-------	--------	-------	--------	-------	----------	----	--	--	--	--	--	--	--	--	--	--

7 Tim Georgi (GER)									KTM RC390										
lap	Sect-1	Speed	Sect-2	Speed	Sect-3	Speed	TopSpeed	laptime	pit	lap	Sect-1	Speed	Sect-2	Speed	Sect-3	Speed	Topspeed	laptime	pit
1		102.6	29.016	186.1	24.395	143.0		1:56.767		9	58.768	108.1	27.553	187.3	23.609	146.1		1:49.930	
2	1:01.931	103.8	28.676	189.5	23.826	144.7		1:54.433		10	58.167	108.3	27.513	192.0	23.588	145.4		1:49.268	
3	1:01.344	104.0	28.668	188.2	23.685	144.3		1:53.697		11	57.952	108.4	27.347	189.8	23.593	141.0		1:48.892	
4	59.912	104.5	28.129	189.8	23.506	145.4		1:51.547		12	57.408	111.2	<u>27.177</u>	<u>193.9</u>	23.729	143.0		1:48.314	
5	1:00.082	106.0	28.143	189.2	23.657	142.7		1:51.882		13	57.616	109.5	27.646	187.3	23.394	144.7		1:48.656	
6	59.050	105.0	27.915	189.5	23.255	143.0		1:50.220		14	<u>56.894</u>	110.0	27.456	187.3	<u>23.190</u>	143.7		<u>1:47.540</u>	
7	59.120	107.5	27.598	192.0	23.215	145.7		1:49.933		15	57.039	<u>112.1</u>	27.295	189.5	23.670	141.0		1:48.004	
8	58.499	108.9	27.584	187.6	23.456	144.0		1:49.539		16									

8 Maximilian Sohnius (GER)									KTM RC390										
lap	Sect-1	Speed	Sect-2	Speed	Sect-3	Speed	TopSpeed	laptime	pit	lap	Sect-1	Speed	Sect-2	Speed	Sect-3	Speed	Topspeed	laptime	pit
1		98.1	29.256	187.3	25.041	138.8		1:58.964		9	57.536	106.1	27.905	189.2	<u>23.580</u>	139.7		1:49.021	
2	1:01.473	100.1	29.182	181.1	24.656	141.0		1:55.311		10	57.609	106.5	27.977	187.3	23.845	139.4		1:49.431	
3	1:00.449	101.9	28.626	184.6	23.904	139.1		1:52.979		11	57.399	107.0	28.049	185.2	23.752	139.1		1:49.200	
4	1:00.070	102.8	28.419	186.4	23.985	139.1		1:52.474		12	57.342	<u>109.5</u>	27.763	189.2	23.586	141.7		<u>1:48.691</u>	
5	59.079	104.7	28.209	186.7	23.924	139.4		1:51.212		13	<u>57.017</u>	106.9	28.240	183.1	23.728	141.3		1:48.985	
6	57.930	105.5	27.812	190.4	23.863	139.4		1:49.605		14	57.136	109.0	<u>27.738</u>	191.0	23.870	139.7		1:48.744	
7	58.497	105.8	27.952	188.9	23.615	139.4		1:50.064		15	57.565	106.3	28.126	185.5	24.623	137.2		1:50.314	
8	57.810	105.7	27.975	<u>191.4</u>	23.653	140.0		1:49.438		16									

9 Milan Wiedemann (GER)									KTM RC390										
lap	Sect-1	Speed	Sect-2	Speed	Sect-3	Speed	TopSpeed	laptime	pit	lap	Sect-1	Speed	Sect-2	Speed	Sect-3	Speed	Topspeed	laptime	pit
1		99.8	29.522	<u>189.8</u>	25.422	140.7		2:01.951		9	1:01.176	100.7	29.529	179.4	25.527	133.3		1:56.232	
2	1:02.666	101.6	<u>29.147</u>	186.4	25.140	138.8		1:56.953		10	<u>1:00.738</u>	101.8	29.411	179.4	25.660	134.2		<u>1:55.809</u>	
3	1:02.337	99.8	29.340	182.3	25.369	136.9		1:57.046		11	1:01.355	102.3	29.780	177.2	25.973	132.5		1:57.108	
4	1:02.036	101.0	29.426	181.1	<u>25.030</u>	137.2		1:56.492		12	1:01.244	<u>102.5</u>	29.654	177.5	25.792	134.2		1:56.690	
5	1:01.482	99.9	29.566	181.7	25.317	136.6		1:56.365		13	1:01.433	102.3	29.923	171.4	26.033	133.9		1:57.389	
6	1:01.582	101.0	29.592	179.7	25.303	136.9		1:56.477		14	1:01.135	101.5	29.648	177.8	25.514	134.2		1:56.297	
7	1:01.873	99.5	29.649	179.7	25.371	136.0		1:56.893		15	1:00.790	102.4	30.049	175.3	26.505	131.9		1:57.344	
8	1:01.470	101.1	29.510	180.3	25.549	135.7		1:56.529		16									

11 Pedro John (GER)									KTM RC390										
lap	Sect-1	Speed	Sect-2	Speed	Sect-3	Speed	TopSpeed	laptime	pit	lap	Sect-1	Speed	Sect-2	Speed	Sect-3	Speed	Topspeed	laptime	pit
1		96.9	29.046	179.7	25.046	138.8		1:55.393		9	57.233	106.1	27.936	184.0	23.749	140.0		1:48.918	
2	1:01.393	99.8	28.406	187.3	24.432	138.8		1:54.231		10	57.615	107.6	27.988	182.9	23.756	139.1		1:49.359	
3	1:00.748	101.5	28.486	<u>187.6</u>	24.119	139.1		1:53.353		11	57.654	107.4	28.124	182.3	23.733	139.4		1:49.511	
4	1:00.496	103.6	28.254	185.8	24.181	143.3		1:52.931		12	57.033	108.5	27.961	182.3	23.681	140.0		1:48.675	
5	58.522	103.3	28.337	182.6	23.778	139.7		1:50.637		13	<u>56.739</u>	108.0	27.959	183.1	23.551	140.7		<u>1:48.249</u>	
6	58.425	105.0	28.289	182.3	23.663	139.4		1:50.377		14	57.001	<u>109.1</u>	<u>27.813</u>	187.3	23.761	143.3		1:48.575	
7	58.230	104.9	28.159	183.1	23.748	139.7		1:50.137		15	57.271	108.8	27.823	183.1	23.753	142.3		1:48.847	
8	57.790	105.9	28.134	183.1	<u>23.486</u>	139.4		1:49.410		16									

12 Leon Langstädtler (GER)									KTM RC390										
lap	Sect-1	Speed	Sect-2	Speed	Sect-3	Speed	TopSpeed	laptime	pit	lap	Sect-1	Speed	Sect-2	Speed	Sect-3	Speed	Topspeed	laptime	pit
1		98.7	29.597	183.4	25.219	137.8		2:01.622		9	59.426	103.7	29.262	177.5	24.259	134.2		1:52.947	
2	1:02.378	101.3	29.319	181.7	24.767	137.2		1:56.464		10	59.557	103.0	28.862	178.1	24.444	134.2		1:52.863	
3	1:01.981	100.7	29.095	181.4	24.981	138.5		1:56.057		11	59.196	104.3	28.802	176.4	24.395	134.2		1:52.393	
4	1:01.123	100.7	29.286	179.7	24.632	135.4		1:55.041		12	58.945	104.2	28.919	177.5	24.145	135.4		1:52.009	
5	1:01.276	100.8	28.965	182.0	24.681	137.5		1:54.922		13	58.842	105.3	28.799	177.5	24.209	135.1		1:51.850	
6	1:00.727	99.4	29.555	177.5	24.876	133.6		1:55.158		14	58.867	105.5	28.524	180.0	23.896	136.9		1:51.287	
7	1:01.147	103.9	28.538	<u>185.8</u>	24.273	135.7		1:53.958		15	<u>58.423</u>	<u>106.4</u>	<u>28.377</u>	180.8	<u>23.892</u>	136.3		<u>1:50.692</u>	
8	1:00.162	102.3	28.818	182.0	24.264	136.6		1:53.244		16									

Int. ADAC Siegerlandpreis

MSC Freies Grund e.V. im ADAC

ADAC Junior Cup powered by KTM - Rennen
Laps and Sector Times

27 - 29 June 2014
Nürburgring Kurz - 3618 mtr.

14 Jendrik Sättele (GER)								KTM RC390												
lap	Sect-1	Speed	Sect-2	Speed	Sect-3	Speed	TopSpeed	laptime	pit	lap	Sect-1	Speed	Sect-2	Speed	Sect-3	Speed	Topspeed	laptime	pit	
1		92.3	29.914	181.7	26.118	137.2		2:06.302		9	1:01.449	100.7	29.326	177.2	25.254	134.2				
2	1:06.383	96.0	30.335	174.8	25.823	135.4		2:02.541		10	1:01.139	102.0	29.184	178.1	25.219	134.8				1:55.029
3	1:05.118	98.0	29.796	177.2	25.375	136.0		2:00.289		11	1:01.074	100.7	29.278	175.3	25.429	133.6				1:55.781
4	1:04.749	95.0	29.755	177.0	25.408	136.9		1:59.912		12	1:01.338	103.2	29.172	178.9	25.224	138.1				1:55.734
5	1:03.922	99.1	29.166	182.9	25.492	139.1		1:58.580		13	<u>1:00.636</u>	102.0	29.348	176.4	25.558	136.6				1:55.542
6	1:04.472	98.0	29.334	<u>184.3</u>	25.570	140.7		1:59.376		14	1:00.940	101.5	<u>28.823</u>	178.6	25.840	136.9				1:55.603
7	1:03.664	100.0	29.673	176.1	<u>25.162</u>	139.1		1:58.499		15	1:01.322	<u>104.3</u>	29.374	177.2	25.472	135.7				1:56.168
8	1:02.750	99.7	30.036	177.2	25.404	135.4		1:58.190		16										

16 Yannik Tuisel (GER)								KTM RC390												
lap	Sect-1	Speed	Sect-2	Speed	Sect-3	Speed	TopSpeed	laptime	pit	lap	Sect-1	Speed	Sect-2	Speed	Sect-3	Speed	Topspeed	laptime	pit	
1		94.7	30.900	176.1	26.537	131.3		2:09.402		8	1:02.018	101.2	29.264	176.7	24.850	133.0				1:56.132
2	1:08.095	97.6	30.454	175.6	26.464	133.3		2:05.013		9	1:01.385	103.7	29.310	177.0	24.899	133.3				1:55.594
3	1:06.341	93.2	30.519	173.5	26.322	132.2		2:03.182		10	1:01.520	103.7	29.051	178.6	<u>24.679</u>	135.7				1:55.250
4	1:04.965	97.3	30.568	174.0	26.098	133.6		2:01.631		11	<u>1:00.711</u>	105.9	29.872	176.4	24.988	134.5				1:55.571
5	1:04.181	98.5	30.102	174.3	25.472	132.5		1:59.755		12	1:00.987	104.2	<u>28.890</u>	178.9	25.592	134.8				1:55.469
6	1:03.381	99.4	29.704	174.5	25.072	133.9		1:58.157		13	1:00.785	104.7	29.037	176.7	24.838	133.0				<u>1:54.660</u>
7	1:02.472	101.6	29.559	175.6	24.775	133.9		1:56.806		14	1:00.955	<u>106.0</u>	29.210	<u>184.9</u>	25.330	135.7				1:55.495

17 Marc Zellhöfer (GER)								KTM RC390												
lap	Sect-1	Speed	Sect-2	Speed	Sect-3	Speed	TopSpeed	laptime	pit	lap	Sect-1	Speed	Sect-2	Speed	Sect-3	Speed	Topspeed	laptime	pit	
1		99.0	28.478	188.5	24.848	138.8		1:56.089		9	57.462	103.5	28.167	181.1	23.685	137.5				1:49.314
2	1:01.382	97.6	28.445	186.4	24.684	141.0		1:54.511		10	57.409	103.6	28.229	187.0	23.693	137.5				1:49.331
3	1:00.472	101.0	28.329	186.4	24.370	141.0		1:53.171		11	58.301	<u>106.4</u>	27.739	<u>190.7</u>	23.702	139.4				1:49.742
4	59.993	101.7	28.033	190.1	23.985	135.4		1:52.011		12	57.049	105.9	<u>27.472</u>	189.2	23.787	141.7				1:48.308
5	59.745	103.1	28.087	185.2	23.458	140.0		1:51.290		13	57.233	105.1	28.081	180.0	23.700	142.3				1:49.014
6	59.348	103.0	27.874	188.2	23.485	140.4		1:50.707		14	57.138	104.7	27.867	187.0	23.415	139.7				1:48.420
7	58.383	102.2	28.177	183.4	23.515	139.4		1:50.075		15	<u>56.828</u>	105.3	27.844	186.4	<u>23.135</u>	139.4				<u>1:47.807</u>
8	58.002	102.8	28.234	181.7	23.636	137.8		1:49.872		16										

18 Tom Günther (GER)								KTM RC390												
lap	Sect-1	Speed	Sect-2	Speed	Sect-3	Speed	TopSpeed	laptime	pit	lap	Sect-1	Speed	Sect-2	Speed	Sect-3	Speed	Topspeed	laptime	pit	
1		97.5	31.591	169.9	26.893	135.4		2:11.212		8	1:04.139	100.0	30.745	172.5	25.782	132.8				2:00.666
2	1:06.762	96.9	31.062	174.3	26.610	134.5		2:04.434		9	1:04.284	99.5	30.920	169.9	26.744	135.1				2:01.948
3	1:07.073	96.6	31.643	166.7	26.925	133.0		2:05.641		10	1:02.623	101.1	30.158	176.7	25.482	139.7				1:58.263
4	1:07.092	98.1	31.183	169.9	26.585	133.6		2:04.860		11	<u>1:01.840</u>	102.0	29.557	<u>178.9</u>	25.026	136.6				<u>1:56.423</u>
5	1:06.741	98.1	31.173	169.4	26.565	132.2		2:04.479		12	1:02.180	102.0	29.820	174.5	25.271	134.2				1:57.271
6	1:05.526	97.6	30.911	171.2	26.371	132.5		2:02.808		13	1:02.107	<u>104.8</u>	29.975	173.0	25.601	133.9				1:57.683
7	1:05.579	99.5	30.425	173.0	25.918	132.8		2:01.922		14	1:02.634	104.7	<u>29.510</u>	177.5	<u>25.000</u>	135.1				1:57.144

19 Chris Leibold (GER)								KTM RC390												
lap	Sect-1	Speed	Sect-2	Speed	Sect-3	Speed	TopSpeed	laptime	pit	lap	Sect-1	Speed	Sect-2	Speed	Sect-3	Speed	Topspeed	laptime	pit	
1								2:03.998		8										1:58.795
2								1:59.680		9										1:57.928
3								2:02.133		10										1:56.175
4								2:00.823		11										1:56.570
5								2:00.947		12										1:57.880
6								1:59.127		13										<u>1:55.013</u>
7								1:58.311		14										1:57.366

20 Hagen Wiedemann (GER)								KTM RC390												
lap	Sect-1	Speed	Sect-2	Speed	Sect-3	Speed	TopSpeed	laptime	pit	lap	Sect-1	Speed	Sect-2	Speed	Sect-3	Speed	Topspeed	laptime	pit	
1		102.9	29.456	<u>185.5</u>	25.484	138.5		2:01.277		9	59.344	104.7	<u>28.373</u>	177.5	24.351	134.2				1:52.068
2	1:02.332	102.3	28.784	184.0	25.054	138.1		1:56.170		10	59.538	105.8	28.540	178.1	24.366	135.1				1:52.444

Int. ADAC Siegerlandpreis

MSC Freies Grund e.V. im ADAC

ADAC Junior Cup powered by KTM - Rennen

27 - 29 June 2014

Laps and Sector Times

Nürburgring Kurz - 3618 mtr.

3	1:02.216	101.0	29.043	178.6	25.276	135.1	1:56.535	11	59.279	<u>109.3</u>	28.574	176.7	24.746	133.9	1:52.599
4	1:01.804	99.9	28.738	168.7	24.903	138.5	1:55.445	12	59.171	101.6	28.742	176.1	24.633	134.8	1:52.546
5	1:00.334	102.2	28.984	180.3	24.642	134.8	1:53.960	13	59.129	106.3	28.564	175.9	24.760	133.9	1:52.453
6	1:01.596	105.8	29.391	179.4	25.178	133.6	1:56.165	14	59.027	102.8	28.614	176.7	24.469	135.1	1:52.110
7	59.983	104.5	28.619	177.2	24.460	134.5	1:53.062	15	<u>58.070</u>	107.6	28.617	176.4	<u>24.157</u>	135.1	<u>1:50.844</u>
8	59.569	103.9	28.564	178.1	24.250	134.8	1:52.383	16							

21 Marlon Schroeder (GER)									KTM RC390										
lap	Sect-1	Speed	Sect-2	Speed	Sect-3	Speed	TopSpeed	laptime	pit	lap	Sect-1	Speed	Sect-2	Speed	Sect-3	Speed	Topspeed	laptime	pit
1										1									

23 Kenny Leibold (GER)									KTM RC390										
lap	Sect-1	Speed	Sect-2	Speed	Sect-3	Speed	TopSpeed	laptime	pit	lap	Sect-1	Speed	Sect-2	Speed	Sect-3	Speed	Topspeed	laptime	pit
1		100.3	28.837	182.9	25.176	140.0		1:56.243		9	58.224	105.9	<u>27.750</u>	186.4	23.531	142.3		1:49.505	
2	1:01.661	98.8	28.587	184.6	24.435	140.4		1:54.683		10	57.755	107.8	27.853	187.9	23.816	142.0		1:49.424	
3	1:01.029	101.9	28.557	183.4	24.038	139.4		1:53.624		11	57.735	107.6	27.865	<u>188.9</u>	23.587	139.7		1:49.187	
4	1:00.814	103.1	28.091	187.6	23.602	140.0		1:52.507		12	<u>56.974</u>	<u>109.6</u>	27.859	183.7	23.579	138.5		<u>1:48.412</u>	
5	59.805	101.8	28.209	187.6	23.451	142.0		1:51.465		13	57.594	108.3	27.884	186.7	23.470	139.1		1:48.948	
6	59.429	103.7	28.175	184.9	23.614	138.8		1:51.218		14	57.013	109.2	27.975	183.7	23.615	137.8		1:48.603	
7	58.947	104.4	27.861	186.7	23.492	139.4		1:50.300		15	57.038	107.9	27.990	182.6	23.598	141.0		1:48.626	
8	58.153	106.3	28.023	186.1	<u>23.405</u>	139.1		1:49.581		16									

24 Yannick Kruse (GER)									KTM RC390										
lap	Sect-1	Speed	Sect-2	Speed	Sect-3	Speed	TopSpeed	laptime	pit	lap	Sect-1	Speed	Sect-2	Speed	Sect-3	Speed	Topspeed	laptime	pit
1		<u>92.9</u>	<u>30.220</u>	<u>182.3</u>	<u>26.164</u>	137.2		<u>2:05.884</u>		2									

25 Jessica Langstädtler (GER)									KTM RC390										
lap	Sect-1	Speed	Sect-2	Speed	Sect-3	Speed	TopSpeed	laptime	pit	lap	Sect-1	Speed	Sect-2	Speed	Sect-3	Speed	Topspeed	laptime	pit
1		94.2	30.435	179.4	25.559	136.6		2:04.856		9	1:01.625	100.2	29.360	181.1	25.381	134.5		1:56.366	
2	1:04.515	95.3	29.753	180.6	25.294	136.3		1:59.562		10	1:01.704	101.1	<u>29.211</u>	181.1	25.358	134.8		1:56.273	
3	1:05.193	89.4	30.085	180.8	26.096	136.9		2:01.374		11	<u>1:00.005</u>	102.2	29.246	181.1	25.393	135.7		<u>1:54.644</u>	
4	1:04.754	92.3	30.165	174.8	26.028	135.4		2:00.947		12	1:00.267	101.3	29.617	177.5	<u>25.154</u>	134.2		1:55.038	
5	1:03.601	94.0	30.021	177.0	26.598	132.5		2:00.220		13	1:00.465	101.7	29.606	176.1	25.741	133.0		1:55.812	
6	1:04.646	95.4	29.560	182.6	25.682	136.3		1:59.888		14	1:00.417	<u>103.1</u>	29.277	177.8	25.495	134.5		1:55.189	
7	1:03.460	96.8	29.551	<u>182.9</u>	25.345	136.9		1:58.356		15	1:01.284	101.7	29.710	177.2	25.562	133.3		1:56.556	
8	1:03.591	97.6	29.602	178.6	25.705	137.5		1:58.898		16									

26 Toni Thurmayer (GER)									KTM RC390										
lap	Sect-1	Speed	Sect-2	Speed	Sect-3	Speed	TopSpeed	laptime	pit	lap	Sect-1	Speed	Sect-2	Speed	Sect-3	Speed	Topspeed	laptime	pit
1		100.7	28.951	187.9	24.941	139.1		1:58.974		7	57.912	107.2	27.954	<u>189.5</u>	<u>23.227</u>	140.7		1:49.093	
2	1:02.124	102.2	28.375	186.1	24.227	137.5		1:54.726		8	58.046	108.2	<u>27.721</u>	188.9	23.499	142.0		1:49.266	
3	1:00.558	103.5	28.612	183.1	23.815	138.5		1:52.985		9	58.015	108.1	27.860	185.5	23.428	139.7		1:49.303	
4	1:00.216	102.2	28.626	184.6	23.735	138.1		1:52.577		10	57.038	107.2	27.893	185.5	23.755	138.5		1:48.686	
5	59.125	105.5	28.206	185.2	23.539	139.1		1:50.870		11	57.802	105.5	27.870	184.3	23.348	138.8		1:49.020	
6	58.411	105.9	28.091	188.9	23.374	140.7		1:49.876		12	<u>56.916</u>	<u>109.0</u>	28.009	184.0	23.427	139.4		<u>1:48.352</u>	

51 Jirka Mrkývka (CZE)									KTM RC390										
lap	Sect-1	Speed	Sect-2	Speed	Sect-3	Speed	TopSpeed	laptime	pit	lap	Sect-1	Speed	Sect-2	Speed	Sect-3	Speed	Topspeed	laptime	pit
1		98.8	29.749	182.0	24.786	139.4		2:00.125		9	1:00.005	102.0	29.185	175.3	24.584	134.2		1:53.774	
2	1:02.365	100.5	29.311	<u>185.8</u>	25.179	139.1		1:56.855		10	59.368	103.0	29.153	177.0	24.627	134.5		1:53.148	
3	59.927	101.5	29.127	180.3	24.760	137.5		1:53.814		11	58.579	104.4	<u>28.777</u>	176.4	24.356	135.4		1:51.712	
4	1:00.624	100.9	29.066	179.7	24.625	135.7		1:54.315		12	58.862	102.8	28.999	176.1	24.429	134.5		1:52.290	
5	59.469	102.0	28.898	179.2	24.412	136.6		1:52.779		13	58.840	105.0	28.893	176.1	24.325	135.4		1:52.058	
6	59.762	102.5	28.994	177.8	24.324	135.4		1:53.080		14	<u>57.822</u>	<u>106.2</u>	28.786	176.7	24.428	135.7		<u>1:51.036</u>	
7	59.329	102.9	29.163	176.7	<u>24.207</u>	135.7		1:52.699		15	58.759	104.7	28.979	175.9	24.765	133.0		1:52.503	
8	59.350	105.0	28.870	177.8	24.297	135.7		1:52.517		16									

Int. ADAC Siegerlandpreis

MSC Freies Grund e.V. im ADAC

ADAC Junior Cup powered by KTM - Rennen Laps and Sector Times

27 - 29 June 2014
Nürburgring Kurz - 3618 mtr.

52 Petr Voslajer (CZE)									KTM RC390										
lap	Sect-1	Speed	Sect-2	Speed	Sect-3	Speed	TopSpeed	laptime	pit	lap	Sect-1	Speed	Sect-2	Speed	Sect-3	Speed	Topspeed	laptime	pit
1		101.7	29.501	185.8	24.931	138.1		1:59.703		9	58.005	105.9	28.045	187.6	24.099	137.2		1:50.149	
2	1:01.699	101.0	28.789	186.4	24.820	136.0		1:55.308		10	57.708	104.4	28.223	183.1	24.170	138.5		1:50.101	
3	1:00.565	100.6	28.558	190.4	24.562	138.5		1:53.685		11	57.598	106.7	<u>27.737</u>	190.1	24.088	137.8		1:49.423	
4	59.695	103.3	28.232	189.5	24.435	136.3		1:52.362		12	57.030	<u>107.5</u>	28.131	182.3	<u>23.978</u>	139.1		1:49.139	
5	59.019	102.5	28.126	190.1	24.445	137.2		1:51.590		13	1:06.019	102.6	28.472	182.6	24.046	137.2		1:58.537	
6	58.519	102.6	28.218	<u>190.7</u>	24.438	136.6		1:51.175		14	57.206	<u>107.5</u>	27.848	187.3	24.038	138.8		1:49.092	
7	58.654	103.6	28.378	182.6	24.109	138.1		1:51.141		15	<u>56.465</u>	105.9	28.212	180.6	23.999	135.1		<u>1:48.676</u>	
8	58.294	103.9	28.492	182.9	24.478	135.1		1:51.264		16									

53 Michaël Verbrugghe (BEL)									KTM RC390										
lap	Sect-1	Speed	Sect-2	Speed	Sect-3	Speed	TopSpeed	laptime	pit	lap	Sect-1	Speed	Sect-2	Speed	Sect-3	Speed	Topspeed	laptime	pit
1		99.6	29.274	188.2	25.544	140.0		2:00.939		9	58.607	103.6	28.322	182.9	<u>23.834</u>	138.5		1:50.763	
2	1:01.748	102.2	28.765	186.7	24.523	139.4		1:55.036		10	58.230	104.0	28.248	184.3	23.949	137.5		1:50.427	
3	1:00.204	103.1	28.342	<u>191.4</u>	24.551	140.7		1:53.097		11	58.410	104.9	28.380	182.0	24.039	137.2		1:50.829	
4	59.861	101.5	28.450	188.2	24.173	140.0		1:52.484		12	58.124	104.3	28.656	181.1	24.099	138.1		1:50.879	
5	59.218	104.3	<u>28.204</u>	188.2	24.244	140.4		1:51.666		13	58.416	104.5	28.464	179.7	24.091	137.2		1:50.971	
6	59.227	102.7	28.568	187.0	24.248	139.4		1:52.043		14	<u>57.841</u>	<u>106.7</u>	28.376	181.1	23.968	136.9		<u>1:50.185</u>	
7	59.273	104.0	28.393	184.9	24.152	138.8		1:51.818		15	58.198	106.1	28.392	181.7	24.361	136.0		1:50.951	
8	59.058	103.3	28.348	184.3	23.928	138.5		1:51.334		16									

54 Joel Kugler (SUI)									KTM RC390										
lap	Sect-1	Speed	Sect-2	Speed	Sect-3	Speed	TopSpeed	laptime	pit	lap	Sect-1	Speed	Sect-2	Speed	Sect-3	Speed	Topspeed	laptime	pit
1		95.2	31.137	178.1	26.108	134.2		2:10.476		8	1:01.795	98.5	29.920	<u>183.1</u>	25.634	133.0		1:57.349	
2	1:06.580	95.6	30.533	181.4	26.063	131.3		2:03.176		9	1:01.842	102.4	29.952	182.3	25.565	132.5		1:57.359	
3	1:03.868	97.3	30.284	180.8	25.816	131.3		1:59.968		10	1:01.274	101.2	29.786	181.4	25.335	133.9		1:56.395	
4	1:04.190	96.8	30.461	181.1	25.400	132.5		2:00.051		11	1:01.084	102.6	30.176	178.9	26.155	135.4		1:57.415	
5	1:02.693	99.7	30.104	182.0	25.410	131.9		1:58.207		12	<u>1:00.758</u>	102.4	29.873	181.4	25.366	134.2		1:55.997	
6	1:02.806	97.7	30.453	180.8	25.684	133.0		1:58.943		13	1:00.765	<u>104.5</u>	29.763	180.8	25.241	133.0		<u>1:55.769</u>	
7	1:02.590	99.3	30.191	182.0	25.676	131.0		1:58.457		14	1:02.011	103.6	<u>29.736</u>	182.9	<u>25.208</u>	134.5		1:56.955	

G83 Lachlan Epis (AUS)									KTM RC390										
lap	Sect-1	Speed	Sect-2	Speed	Sect-3	Speed	TopSpeed	laptime	pit	lap	Sect-1	Speed	Sect-2	Speed	Sect-3	Speed	Topspeed	laptime	pit
1		105.5	29.621	<u>184.3</u>	25.270	139.1		2:00.660		7	1:00.484	105.9	28.872	180.0	24.590	139.4		1:53.946	
2	1:01.449	<u>106.4</u>	29.330	184.0	25.366	137.2		1:56.145		8	59.085	105.3	<u>28.724</u>	182.6	24.576	136.9		1:52.385	
3	1:00.960	103.1	29.321	181.4	25.063	137.5		1:55.344		9	59.693	102.9	29.804	179.7	24.611	137.8		1:54.108	
4	1:01.005	101.2	29.872	177.5	25.011	135.4		1:55.888		10	59.644	103.3	28.743	181.7	24.648	137.5		1:53.035	
5	1:01.108	100.7	29.600	176.7	24.940	139.1		1:55.648		11	<u>59.007</u>	104.9	28.743	180.8	<u>24.533</u>	137.2		<u>1:52.283</u>	
6	1:01.020	95.0	29.583	177.5	25.245	133.9		1:55.848		12									

Int. ADAC Siegerlandpreis

MSC Freies Grund e.V. im ADAC

ADAC Junior Cup powered by KTM - Rennen

27 - 29 June 2014

Sector analyse

Nürburgring Kurz - 3618 mtr.

Pos	Nbr	Name / Team name	Sector 1			Sector 2			Sector 3			Theoretical best	Actual best	In
			time	Lap	pos	time	Lap	pos	time	Lap	pos			
1	6	Lukas Tulovic (GER)	56.029	13	1	27.687	13	5	23.397	7	5	1:47.113	1:47.363	13
2	11	Pedro John (GER)	56.739	13	4	27.813	14	11	23.486	8	8	1:48.038	1:48.249	13
3	7	Tim Georgi (GER)	56.894	14	6	27.177	12	1	23.190	14	3	1:47.261	1:47.540	14
4	4	Matthias Meggle (GER)	56.650	14	3	27.537	12	3	22.917	15	1	1:47.104	1:47.804	15
5	17	Marc Zellhöfer (GER)	56.828	15	5	27.472	12	2	23.135	15	2	1:47.435	1:47.807	15
6	23	Kenny Leibold (GER)	56.974	12	9	27.750	9	9	23.405	8	6	1:48.129	1:48.412	12
7	8	Maximilian Sohnius (GER)	57.017	13	10	27.738	14	8	23.580	9	9	1:48.335	1:48.691	12
8	5	Jonas Hähle (GER)	56.924	12	8	27.800	10	10	23.413	11	7	1:48.137	1:48.668	12
9	3	Dennis Norick Stelzer (GER)	57.774	11	11	27.636	12	4	23.644	9	10	1:49.054	1:49.242	12
10	52	Petr Voslajer (CZE)	56.465	15	2	27.737	11	7	23.978	12	13	1:48.180	1:48.676	15
11	53	Michaël Verbrugge (BEL)	57.841	14	13	28.204	5	12	23.834	9	11	1:49.879	1:50.185	14
12	51	Jirka Mrkývka (CZE)	57.822	14	12	28.777	11	17	24.207	7	16	1:50.806	1:51.036	14
13	20	Hagen Wiedemann (GER)	58.070	15	14	28.373	9	13	24.157	15	14	1:50.600	1:50.844	15
14	12	Leon Langstädtler (GER)	58.423	15	15	28.377	15	14	23.892	15	12	1:50.692	1:50.692	15
15	9	Milan Wiedemann (GER)	1:00.738	10	21	29.147	2	20	25.030	4	20	1:54.915	1:55.809	10
16	1	Dominic Kaßner (GER)	59.898	15	17	28.642	15	15	24.189	15	15	1:52.729	1:52.729	15
17	25	Jessica Langstädtler (GER)	1:00.005	11	18	29.211	10	21	25.154	12	21	1:54.370	1:54.644	11
18	14	Jendrik Sättele (GER)	1:00.636	13	19	28.823	14	18	25.162	7	22	1:54.621	1:55.542	10
19	16	Yannik Tuisel (GER)	1:00.711	11	20	28.890	12	19	24.679	10	18	1:54.280	1:54.660	13
20	19	Chris Leibold (GER)											1:55.013	13
21	54	Joel Kugler (SUI)	1:00.758	12	22	29.736	14	23	25.208	14	23	1:55.702	1:55.769	13
22	18	Tom Günther (GER)	1:01.840	11	23	29.510	14	22	25.000	14	19	1:56.350	1:56.423	11
23	26	Toni Thurmayer (GER)	56.916	12	7	27.721	8	6	23.227	7	4	1:47.864	1:48.352	12
24	G83	Lachlan Epis (AUS)	59.007	11	16	28.724	8	16	24.533	11	17	1:52.264	1:52.283	11
25	24	Yannick Kruse (GER)	1:49.859	1	24	30.220	1	24	26.164	1	24	2:46.243	2:05.884	1
26	2	Tim Aydin (GER)												0
27	21	Marlon Schroeder (GER)												0

Int. ADAC Siegerlandpreis
MSC Freies Grund e.V. im ADAC

Lapchart for Rennen

27 - 29 June 2014
Nürburgring Kurz - 3618 mtr.

Nr.	Name	Pos	Laps	1	2	3	4	5	6	7	8	9	10	11	12	13	14	15
11	Pedro John	1	11	11	11	11	17	11	11	11	11	11	11	11	11	11	6	6
6	Lukas Tulovic	2	6	4	4	4	11	6	6	17	17	17	26	26	26	6	11	11
4	Matthias Meggle	3	4	6	6	4	17	4	4	4	4	26	17	6	6	4	7	7
17	Marc Zellhöfer	4	17	17	17	6	4	17	6	6	6	6	4	4	7	4	4	4
23	Kenny Leibold	5	23	23	23	7	7	7	7	7	7	7	4	7	17	17	17	17
7	Tim Georgi	6	7	7	7	23	23	23	26	26	4	7	17	7	23	23	23	23
3	Dennis Norick Stelzer	7	3	26	26	26	26	26	26	23	23	8	8	8	23	8	8	8
8	Maximilian Sohnus	8	8	3	8	8	8	8	8	8	8	23	23	23	8	5	5	5
26	Toni Thurmayer	9	26	8	3	3	3	3	3	3	3	5	5	5	5	3	3	3
5	Jonas Hähle	10	5	52	52	52	52	52	52	52	52	3	3	3	3	53	53	52
52	Petr Voslajer	11	52	5	5	53	53	5	5	5	5	52	52	52	52	52	52	53
51	Jirka Mrkývka	12	51	53	53	5	5	53	53	53	53	53	53	53	53	51	51	51
G83	Lachlan Epis	13	G83	G83	51	51	51	51	51	51	51	51	51	51	51	20	20	20
53	Michaël Verbrugge	14	53	51	G83	G83	20	12	20	20	20	20	20	20	20	12	12	12
20	Hagen Wiedemann	15	20	20	20	12	G83	G83	12	G83	12	12	12	12	12	9	9	9
12	Leon Langstädtler	16	12	12	12	20	12	20	G83	12	G83	G83	G83	9	1	1	1	1
9	Milan Wiedemann	17	9	9	9	9	9	9	9	9	9	9	9	9	1	25	25	25
19	Chris Leibold	18	19	19	25	19	25	1	1	1	1	1	1	1	25	14	14	14
25	Jessica Langstädtler	19	25	25	19	25	1	19	19	14	14	14	14	14	14	16	16	
24	Yannick Kruse	20	24	1	1	1	19	25	25	19	25	25	25	25	16	19	19	
14	Jendrik Sättele	21	14	14	14	14	14	14	14	14	25	19	19	19	19	54	54	
1	Dominic Kaßner	22	1	54	54	54	54	54	54	54	54	54	54	16	54	18	18	
16	Yannik Tuisel	23	16	16	16	16	16	16	16	16	16	16	16	54	18			
54	Joel Kugler	24	54	18	18	18	18	18	18	18	18	18	18	18				
18	Tom Günther	25	18															

Int. ADAC Siegerlandpreis

MSC Freies Grund e.V. im ADAC

Heat Statistics

Heat name : ADAC Junior Cup powered by KTM - Rennen
Heat Date : 29 June 2014
Circuit name : Nürburgring Kurz - 3618 mtr.

Participants Started : 27 **Participants Classified** : 22
Participants Finished : 22 **Participants Not Classified** : 5
Participants Not Finished : 5

Green flag at : 29.06.2014 - 13:25:31 **Heat recording start time** : 29.06.2014 - 13:07:05
Finish flag waved at : 29.06.2014 - 13:53:09 **Heat recording end time** : 29.06.2014 - 13:55:33
Total time under Green : 27:37 **Total of All Laps in Heat** : 350
Number of cautions : 0 **Total time under Yellow** : 00:00:00
Number of code-60's : 0 **Total time under Code-60** : 00:00:00

Leader history during the Heat

#	Nbr	Lap	to Lap	Name	Car
1	11	1	3	Pedro John	KTM RC390
2	17	4	4	Marc Zellhöfer	KTM RC390
3	11	5	13	Pedro John	KTM RC390
4	6	14	15	Lukas Tulovic	KTM RC390

Best Lap time history during the Heat

#	Nbr	lap time	in lap	Name	Car	time of day
1	11	1:55.393	1	Pedro John	KTM RC390	13:27:27
2	11	1:54.231	2	Pedro John	KTM RC390	13:29:21
3	11	1:53.353	3	Pedro John	KTM RC390	13:31:14
4	4	1:53.166	3	Matthias Meggle	KTM RC390	13:31:15
5	6	1:53.045	3	Lukas Tulovic	KTM RC390	13:31:15
6	26	1:52.985	3	Toni Thurmayer	KTM RC390	13:31:18
7	8	1:52.979	3	Maximilian Sohnius	KTM RC390	13:31:18
8	17	1:52.011	4	Marc Zellhöfer	KTM RC390	13:33:07
9	7	1:51.547	4	Tim Georgi	KTM RC390	13:33:08
10	11	1:50.637	5	Pedro John	KTM RC390	13:34:58
11	6	1:50.436	5	Lukas Tulovic	KTM RC390	13:34:58
12	11	1:50.377	6	Pedro John	KTM RC390	13:36:48
13	4	1:50.169	6	Matthias Meggle	KTM RC390	13:36:49
14	26	1:49.876	6	Toni Thurmayer	KTM RC390	13:36:51
15	8	1:49.605	6	Maximilian Sohnius	KTM RC390	13:36:52
16	26	1:49.093	7	Toni Thurmayer	KTM RC390	13:38:40
17	11	1:48.918	9	Pedro John	KTM RC390	13:42:17
18	26	1:48.686	10	Toni Thurmayer	KTM RC390	13:44:08
19	4	1:48.574	11	Matthias Meggle	KTM RC390	13:45:57
20	26	1:48.352	12	Toni Thurmayer	KTM RC390	13:47:45
21	17	1:48.308	12	Marc Zellhöfer	KTM RC390	13:47:46

Int. ADAC Siegerlandpreis

MSC Freies Grund e.V. im ADAC

Heat Statistics

Best Lap time history during the Heat

#	Nbr	lap time	in lap	Name	Car	time of day
22	11	1:48.249	13	Pedro John	KTM RC390	13:49:32
23	6	1:47.363	13	Lukas Tulovic	KTM RC390	13:49:33