

# Ergebnis

**ADAC Junior Cup** *powered by KTM*

**2014**

**V2 Oschersleben**

**vom**

**20. - 22.06.2014**

# Int. ADAC Motorradpreis von Niedersachsen

ADAC Niedersachsen - Sachsen Anhalt e.V.

## ADAC Junior Cup powered by KTM - Freies Training 10

20 - 22 June 2014

Oschersleben - 3667 mtr.


Pos	Nbr	Name / Entrant	Motorcycle / City	Fastest	In	Gap	Diff	Laps	Km/h
1	6	Lukas Tulovic ADAC Nordbaden e.V./Leviator RT Germany	KTM RC390 Eberbach	<b>1:45.385</b>	<b>16</b>			16	125.27
2	7	Tim Georgi ADAC Berlin Brandenburg e.V./Team Bergau	KTM RC390 Berlin	<b>1:45.559</b>	<b>15</b>	0.174	0.174	17	125.06
3	11	Pedro John ADAC Württemberg e.V.	KTM RC390 Ulm	<b>1:45.921</b>	<b>16</b>	0.536	0.362	17	124.63
4	4	Matthias Meggle ADAC Team Südbayern e.V.	KTM RC390 Reicholzried	<b>1:46.156</b>	<b>16</b>	0.771	0.235	16	124.36
5	3	Dennis Norick Stelzer ADAC Sachsen e.V./Beinlich Racing Team	KTM RC390 Dohma	<b>1:46.174</b>	<b>17</b>	0.789	0.018	19	124.34
6	23	Kenny Leibold ADAC Württemberg e.V.	KTM RC390 Schlierbach	<b>1:46.369</b>	<b>11</b>	0.984	0.195	16	124.11
7	17	Marc Zellhöfer ADAC Nordbayern e.V.	KTM RC390 Fürth	<b>1:46.416</b>	<b>16</b>	1.031	0.047	19	124.05
8	20	Hagen Wiedemann ADAC Westfalen e.V. Bereich Sport	KTM RC390 Everswinkel	<b>1:47.080</b>	<b>16</b>	1.695	0.664	17	123.28
9	8	Maximilian Sohnus ADAC Team Südbayern e.V.	KTM RC390 Hausham	<b>1:47.122</b>	<b>15</b>	1.737	0.042	16	123.24
10	52	Petr Voslajer AMK Czech Budeiovice	KTM RC390 Ratboř	<b>1:47.228</b>	<b>14</b>	1.843	0.106	15	123.11
11	5	Jonas Hähle ADAC Racing Team AMC Sachsenring e.V.	KTM RC390 Lugau	<b>1:47.375</b>	<b>17</b>	1.990	0.147	18	122.94
12	51	Jirka Mrkývka ADAC Sachsenring e.V.	KTM RC390 Brno	<b>1:47.597</b>	<b>10</b>	2.212	0.222	18	122.69
13	21	Marlon Schroeder ADAC Westfalen e.V. Bereich Sport	KTM RC390 Datteln	<b>1:47.720</b>	<b>13</b>	2.335	0.123	14	122.55
14	53	Michaël Verbrugge Team Motorsportschool Zolder	KTM RC390 Kessel	<b>1:47.859</b>	<b>10</b>	2.474	0.139	10	122.39
15	12	Leon Langstädtler ADAC Hessen Thüringen e.V.	KTM RC390 Idstein	<b>1:47.975</b>	<b>15</b>	2.590	0.116	16	122.26
16	84	Tim Holtz ADAC Sachsenring e.V.	KTM RC390 Cup	<b>1:48.580</b>	<b>12</b>	3.195	0.605	16	121.58
17	1	Dominic Kaßner ADAC Racing Team AMC Sachsenring e.V.	KTM RC390 Kemtau	<b>1:49.296</b>	<b>13</b>	3.911	0.716	19	120.78
18	26	Toni Thurmayer ADAC Nordbayern e.V.	KTM RC390 Stockstadt	<b>1:50.449</b>	<b>12</b>	5.064	1.153	15	119.52
19	19	Chris Leibold ADAC Sachsenring e.V.	KTM RC390 Schlierbach	<b>1:51.102</b>	<b>7</b>	5.717	0.653	7	118.82
20	9	Milan Wiedemann ADAC Westfalen e.V. Bereich Sport	KTM RC390 Everswinkel	<b>1:51.134</b>	<b>15</b>	5.749	0.032	17	118.79
21	14	Jendrik Sättele ADAC Württemberg e.V.	KTM RC390 Balingen	<b>1:51.838</b>	<b>14</b>	6.453	0.704	15	118.04
22	2	Tim Aydin ADAC Hessen Thüringen e.V.	KTM RC390 Aschaffenburg	<b>1:52.089</b>	<b>13</b>	6.704	0.251	13	117.77
23	25	Jessica Langstädtler ADAC Hessen Thüringen e.V.	KTM RC390 Idstein	<b>1:54.364</b>	<b>13</b>	8.979	2.275	16	115.43
24	16	Yannik Tuisel ADAC e.V. Bereich Jugend und Sport	KTM RC390 Gladenbach	<b>1:54.631</b>	<b>12</b>	9.246	0.267	17	115.16
25	54	Joel Kugler ADAC Sachsenring e.V.	KTM RC390 Rebstein	<b>1:55.402</b>	<b>18</b>	10.017	0.771	18	114.39

Fastest time : 1:45.385 in lap 16 by nbr. 6 : Lukas Tulovic (KTM RC390)

**Publication-time**

Results and Laptimes : [www.raceresults.at](http://www.raceresults.at)

Timekeeping by : SDO SportTiming

Clerk of the Course	Steward	Timekeeper	
Ralph Bohnhorst	Rüdiger Merdes	Bernd Jung	

Page 1 of 1

## Int. ADAC Motorradpreis von Niedersachsen

ADAC Niedersachsen - Sachsen Anhalt e.V.

ADAC Junior Cup powered by KTM - Freies Training 10

20 - 22 June 2014

Laptimes

Oschersleben - 3667 mtr.

Nbr	Name	Laps	lap	Lap ..1	Lap ..2	Lap ..3	Lap ..4	Lap ..5	Lap ..6	Lap ..7	Lap ..8	Lap ..9	Lap ..0
6	Lukas Tulovic	16	1 - 10	2:08.080	1:49.408	1:49.115	1:47.775	1:50.603	1:46.506	5:36.032	1:47.202	1:46.740	1:47.278
			11 - 20	1:46.147	1:45.849	1:45.887	1:47.035	1:45.939	1:45.385				
7	Tim Georgi	17	1 - 10	2:12.518	1:53.731	1:49.636	1:49.662	1:48.794	1:46.845	1:46.376	1:46.227	1:46.539	1:45.928
			11 - 20	1:46.087	1:46.945	1:45.823	1:45.597	1:45.559	5:42.399	1:45.622			
11	Pedro John	17	1 - 10	1:51.036	1:50.190	1:47.953	1:46.795	1:46.481	1:46.554	1:46.795	1:47.293	1:47.291	1:47.317
			11 - 20	4:33.643	1:47.246	1:46.717	1:47.587	1:46.657	1:45.921	1:51.625			
4	Matthias Meggle	16	1 - 10	1:53.109	1:49.374	1:48.028	1:47.726	1:48.741	5:52.481	1:47.949	1:48.021	1:47.403	1:46.873
			11 - 20	1:47.278	1:46.696	1:46.879	1:46.356	1:46.792	1:46.156				
3	Dennis Norick Stelzer	19	1 - 10	2:05.473	1:57.242	1:52.576	1:51.169	1:50.171	1:48.108	1:48.044	1:48.330	1:48.188	1:47.433
			11 - 20	1:47.054	1:46.728	1:46.686	1:46.445	1:50.513	1:46.521	1:46.174	1:57.194	1:46.897	
23	Kenny Leibold	16	1 - 10	1:52.140	1:50.596	1:48.133	1:47.713	1:48.628	1:47.034	6:05.463	1:47.237	1:47.018	1:48.906
			11 - 20	1:46.369	1:48.289	1:47.178	1:47.180	1:48.492	1:56.108				
17	Marc Zellhöfer	19	1 - 10	2:11.604	1:53.897	1:49.818	1:48.885	1:48.320	1:47.929	1:54.678	1:46.821	1:51.937	1:48.559
			11 - 20	1:47.580	1:47.469	1:48.967	1:47.990	1:48.998	1:46.416	1:46.639	1:46.602	1:46.614	
20	Hagen Wiedemann	17	1 - 10	2:26.378	1:54.675	1:52.855	1:50.992	1:54.021	1:49.549	1:48.866	1:48.638	6:27.849	1:47.973
			11 - 20	1:48.284	1:48.978	1:48.313	1:47.657	1:48.123	1:47.080	1:58.001			
8	Maximilian Sohnius	16	1 - 10	2:09.013	1:54.101	1:50.270	1:50.385	1:49.864	1:48.237	5:03.841	1:50.976	1:48.204	1:48.566
			11 - 20	1:48.165	1:48.921	1:48.825	4:44.805	1:47.122	1:47.901				
52	Petr Voslajer	15	1 - 10	2:08.373	1:51.541	1:49.409	1:48.111	1:47.770	1:48.417	1:47.528	1:47.776	6:17.038	1:47.933
			11 - 20	1:48.051	1:48.484	5:42.053	1:47.228	1:47.369					
5	Jonas Hähle	18	1 - 10	2:00.592	1:55.356	1:53.128	1:51.712	1:51.806	1:49.526	1:49.469	1:48.672	1:48.462	1:48.410
			11 - 20	1:48.093	1:47.915	1:48.005	1:49.783	1:48.488	1:49.089	1:47.375	1:47.399		
51	Jirka Mrkývka	18	1 - 10	2:12.688	1:55.170	1:52.552	1:51.051	1:50.665	1:49.051	1:48.691	1:48.946	1:48.757	1:47.597
			11 - 20	1:48.291	1:49.313	1:48.412	1:48.351	1:48.306	5:06.596	1:48.032	1:47.877		
21	Marlon Schroeder	14	1 - 10	1:52.675	1:50.242	1:50.075	1:50.211	1:56.887	1:49.037	1:48.968	1:51.766	5:23.248	1:50.612
			11 - 20	1:49.304	1:49.275	1:47.720	1:47.744						
53	Michaël Verbrugge	10	1 - 10	2:11.530	1:54.085	1:51.151	1:50.069	1:49.186	1:49.100	1:48.888	1:48.692	1:49.770	1:47.859
			11 - 20	1:49.126	1:48.299	5:29.008	1:49.059	1:47.975	1:49.748				
84	Tim Holtz	16	1 - 10	2:17.881	2:00.683	1:54.977	1:51.610	1:52.833	1:51.032	1:49.368	1:49.688	1:50.299	7:15.042
			11 - 20	1:50.297	1:48.580	1:48.738	1:49.785	1:49.728	1:50.567				
1	Dominic Kaßner	19	1 - 10	2:22.136	1:58.114	1:56.707	1:54.298	1:52.887	1:52.398	1:51.832	1:51.802	1:51.837	1:50.300
			11 - 20	1:50.597	1:49.828	1:49.296	1:50.086	1:49.876	1:49.924	1:49.931	1:49.335	1:49.772	
26	Toni Thurmayer	15	1 - 10	1:55.906	1:53.150	1:53.241	1:55.084	1:54.811	6:22.201	1:52.027	1:52.077	1:51.978	1:51.024
			11 - 20	1:51.189	1:50.449	1:55.460	1:52.132	1:53.117					

## Int. ADAC Motorradpreis von Niedersachsen

ADAC Niedersachsen - Sachsen Anhalt e.V.

**ADAC Junior Cup powered by KTM - Freies Training 10**

**20 - 22 June 2014**

**Laptimes**

**Oschersleben - 3667 mtr.**

Nbr	Name	Laps	lap	Lap ..1	Lap ..2	Lap ..3	Lap ..4	Lap ..5	Lap ..6	Lap ..7	Lap ..8	Lap ..9	Lap ..0
19	Chris Leibold	7	1 - 10	2:15.735	1:58.670	1:54.735	1:58.788	1:53.986	1:52.977	1:51.102			
9	Milan Wiedemann	17	1 - 10	2:21.133	1:59.874	1:57.052	1:55.607	1:55.094	1:53.375	1:52.820	1:53.206	1:54.517	1:53.408
			11 - 20	1:54.966	1:52.702	1:52.764	1:52.052	1:51.134	1:51.305	1:51.159			
14	Jendrik Sättele	15	1 - 10	1:56.629	1:53.814	1:52.939	1:52.506	1:52.371	1:52.042	7:45.957	1:52.305	1:52.184	1:53.094
			11 - 20	1:52.013	1:55.895	2:02.435	1:51.838	1:52.257					
2	Tim Aydin	13	1 - 10	2:24.609	2:07.321	2:01.405	1:55.712	1:52.822	1:52.428	5:52.597	1:53.073	1:53.117	1:52.812
			11 - 20	1:52.586	5:03.244	1:52.089							
25	Jessica Langstädtler	16	1 - 10	2:31.186	2:04.691	2:00.888	1:58.307	1:57.123	1:55.929	1:56.607	1:58.023	1:56.779	1:55.164
			11 - 20	1:58.750	1:55.214	1:54.364	5:55.403	1:55.761	1:55.913				
16	Yannik Tuisel	17	1 - 10	2:19.846	1:59.136	1:57.509	1:56.767	1:57.306	1:56.601	1:54.762	1:55.379	1:55.346	1:54.639
			11 - 20	1:54.781	1:54.631	4:50.374	1:55.623	1:56.262	1:54.893	1:56.047			
54	Joel Kugler	18	1 - 10	2:19.304	2:04.698	2:00.681	1:58.936	1:58.342	1:57.145	1:56.750	1:56.889	1:57.511	1:55.594
			11 - 20	1:57.818	1:56.001	1:56.228	1:56.196	1:55.719	1:56.146	1:55.444	1:55.402		

# Int. ADAC Motorradpreis von Niedersachsen

ADAC Niedersachsen - Sachsen Anhalt e.V.

**ADAC Junior Cup powered by KTM - Freies Training 10**  
**Laps and Sector Times**

**20 - 22 June 2014**  
**Oschersleben - 3667 mtr.**

1 Dominic KaBner										KTM RC390										
lap	Sect-1	Speed	Sect-2	Speed	Sect-3	Speed	TopSpeed	laptime	pit	lap	Sect-1	Speed	Sect-2	Speed	Sect-3	Speed	Topspeed	laptime	pit	
1	Out		45.349	130.3	37.943	162.7		2:22.136		11	40.040		38.929	139.2	31.628	164.9			1:50.597	
2	43.191		41.738	135.5	33.185	161.4		1:58.114		12	<u>39.319</u>		39.109	<u>142.9</u>	31.400	165.6			1:49.828	
3	41.620		41.655	140.6	33.432	167.7		1:56.707		13	39.347		38.656	141.2	31.293	165.4			<u>1:49.296</u>	
4	41.468		40.248	140.3	32.582	163.9		1:54.298		14	40.098		38.520	138.8	31.468	166.2			1:50.086	
5	40.812		39.991	137.4	32.084	163.9		1:52.887		15	39.610		39.114	138.6	<u>31.152</u>	166.4			1:49.876	
6	40.528		39.961	139.4	31.909	164.1		1:52.398		16	39.574		38.663	141.2	31.687	165.9			1:49.924	
7	40.524		39.478	141.7	31.830	166.2		1:51.832		17	39.748		38.653	137.2	31.530	163.9			1:49.931	
8	40.467		39.231	141.2	32.104	164.6		1:51.802		18	39.641		<u>38.508</u>	140.6	31.186	165.9			1:49.335	
9	40.186		38.878	140.4	32.773	<u>169.3</u>		1:51.837		19	39.863		38.588	135.5	31.321	166.7			1:49.772	
10	39.906		38.972	140.6	31.422	166.7		1:50.300		20										

2 Tim Aydin										KTM RC390										
lap	Sect-1	Speed	Sect-2	Speed	Sect-3	Speed	TopSpeed	laptime	pit	lap	Sect-1	Speed	Sect-2	Speed	Sect-3	Speed	Topspeed	laptime	pit	
1	Out		50.998	111.9	39.480	130.8		2:24.609		8	41.387		39.551	137.6	32.135	163.9			1:53.073	
2	47.004		44.494	130.3	35.823	145.6		2:07.321		9	41.151		39.880	135.7	32.086	163.9			1:53.117	
3	44.997		42.617	136.5	33.791			2:01.405		10	40.919		39.891	132.8	32.002	161.9			1:52.812	
4	42.547		40.751	135.3	32.414			1:55.712		11	40.899		<u>39.436</u>	137.1	32.251	162.7			1:52.586	
5	40.898		39.811	<u>139.4</u>	32.113			1:52.822		12	3:51.479		39.651	135.7	32.114	164.1			5:03.244	
6	40.751		39.708	136.5	31.969	163.9		1:52.428		13	<u>40.617</u>		39.509	136.2	<u>31.963</u>	<u>165.4</u>			<u>1:52.089</u>	
7	4:39.829		40.217	135.5	32.551	162.9		5:52.597		14										

3 Dennis Norick Stelzer										KTM RC390										
lap	Sect-1	Speed	Sect-2	Speed	Sect-3	Speed	TopSpeed	laptime	pit	lap	Sect-1	Speed	Sect-2	Speed	Sect-3	Speed	Topspeed	laptime	pit	
1	Out		42.392	130.4	35.758			2:05.473		11	38.848		37.053	142.5	31.153				1:47.054	
2	43.201		40.893	135.5	33.148	168.8		1:57.242		12	39.124		36.985	141.4	30.619	172.0			1:46.728	
3	41.398		38.815	138.5	32.363	168.5		1:52.576		13	39.032		36.891	<u>142.9</u>	30.763	170.9			1:46.686	
4	40.488		39.044	141.0	31.637	170.3		1:51.169		14	39.151		<u>36.821</u>	141.5	<u>30.473</u>	171.2			1:46.445	
5	40.264		37.636	137.9	32.271			1:50.171		15	39.779		39.042	137.2	31.692	143.0			1:50.513	
6	39.675		37.319	140.1	31.114			1:48.108		16	39.052		36.964	142.1	30.505	<u>174.2</u>			1:46.521	
7	39.410		37.336	138.6	31.298			1:48.044		17	<u>38.671</u>		36.973	141.7	30.530	172.5			<u>1:46.174</u>	
8	39.412		38.012	137.8	30.906	170.9		1:48.330		18	44.778		41.517	133.0	30.899	168.8			1:57.194	
9	39.533		37.249	140.4	31.406			1:48.188		19	38.960		37.358	<u>142.9</u>	30.579	169.5			1:46.897	
10	39.645		37.185	139.5	30.603	171.2		1:47.433		20										

4 Matthias Meggle										KTM RC390										
lap	Sect-1	Speed	Sect-2	Speed	Sect-3	Speed	TopSpeed	laptime	pit	lap	Sect-1	Speed	Sect-2	Speed	Sect-3	Speed	Topspeed	laptime	pit	
1	41.393		38.936	143.4	32.780	171.4		1:53.109		9	39.082		37.465	143.8	30.856	172.0			1:47.403	
2	39.553		37.950	145.4	31.871	<u>175.3</u>		1:49.374		10	38.834		37.304	146.5	30.735	171.7			1:46.873	
3	39.164		37.872	150.4	30.992	173.9		1:48.028		11	39.255		37.303	144.4	30.720	172.0			1:47.278	
4	39.017		37.423	149.2	31.286			1:47.726		12	<u>38.481</u>		37.474	144.8	30.741	173.1			1:46.696	
5	39.158		37.762	139.4	31.821			1:48.741		13	38.793		37.209	144.2	30.877	168.8			1:46.879	
6	4:42.647		38.128	144.0	31.706	0.4		5:52.481		14	38.748		37.101	144.0	<u>30.507</u>	171.2			1:46.356	
7	39.317		37.653	143.4	30.979	170.6		1:47.949		15	38.801		37.153	144.6	30.838	170.9			1:46.792	
8	38.919		37.573	145.0	31.529			1:48.021		16	38.736		<u>36.875</u>	144.4	30.545	172.0			<u>1:46.156</u>	

5 Jonas Hähle										KTM RC390										
lap	Sect-1	Speed	Sect-2	Speed	Sect-3	Speed	TopSpeed	laptime	pit	lap	Sect-1	Speed	Sect-2	Speed	Sect-3	Speed	Topspeed	laptime	pit	
1	44.781		42.444	129.0	33.367	165.4		2:00.592		10	39.345		37.861	134.8	31.204	168.5			1:48.410	
2	42.941		40.171	137.6	32.244	168.2		1:55.356		11	39.367		37.880	141.4	30.846	169.0			1:48.093	
3	41.313		39.548	139.4	32.267	168.0		1:53.128		12	39.237		37.888	141.7	30.790	167.7			1:47.915	
4	40.819		38.807	140.1	32.086	169.8		1:51.712		13	39.189		37.962	141.7	30.854	167.7			1:48.005	
5	39.531		39.390	140.6	32.885	160.7		1:51.806		14	40.890		37.743	141.0	31.150	170.1			1:49.783	
6	39.591		38.431	140.6	31.504	166.9		1:49.526		15	40.013		37.884	117.0	30.591	<u>171.7</u>			1:48.488	
7	39.710		37.919	139.5	31.840	168.8		1:49.469		16	40.802		37.848	142.5	<u>30.439</u>	164.6			1:49.089	
8	39.384		38.041	141.9	31.247	167.2		1:48.672		17	39.429		<u>37.392</u>	140.3	30.554	170.1			<u>1:47.375</u>	

# Int. ADAC Motorradpreis von Niedersachsen

ADAC Niedersachsen - Sachsen Anhalt e.V.

**ADAC Junior Cup powered by KTM - Freies Training 10**

**20 - 22 June 2014**

**Laps and Sector Times**

**Oschersleben - 3667 mtr.**

9	39.534	37.956	140.6	30.972	168.0	1:48.462	18	39.146	37.499	143.0	30.754	168.8	1:47.399
---	--------	--------	-------	--------	-------	----------	----	--------	--------	-------	--------	-------	----------

6 Lukas Tulovic								KTM RC390											
lap	Sect-1	Speed	Sect-2	Speed	Sect-3	Speed	TopSpeed	laptime	pit	lap	Sect-1	Speed	Sect-2	Speed	Sect-3	Speed	Topspeed	laptime	pit
1	Out		40.842	135.3	32.931			2:08.080		9	39.086		37.000	140.1	30.654	165.4		1:46.740	
2	40.394		37.437	136.7	31.577	170.6		1:49.408		10	39.758		36.785	139.2	30.735	166.7		1:47.278	
3	39.329		37.975	142.9	31.811	170.1		1:49.115		11	38.803		36.945	140.8	30.399	165.9		1:46.147	
4	39.156		37.629	137.9	30.990	163.1		1:47.775		12	38.761		36.594	140.6	30.494	166.4		1:45.849	
5	42.670		37.323	131.5	30.610			1:50.603		13	38.861		36.727	139.7	30.299	166.4		1:45.887	
6	38.783		36.624	141.5	31.099			1:46.506		14	38.839		37.407	139.9	30.789	169.3		1:47.035	
7	4:27.258		37.555	138.8	31.219			5:36.032		15	38.709		36.834	140.4	30.396	166.7		1:45.939	
8	39.430		37.011	139.4	30.761	165.9		1:47.202		16	38.591		36.614	140.6	30.180	167.4		1:45.385	

7 Tim Georgi								KTM RC390											
lap	Sect-1	Speed	Sect-2	Speed	Sect-3	Speed	TopSpeed	laptime	pit	lap	Sect-1	Speed	Sect-2	Speed	Sect-3	Speed	Topspeed	laptime	pit
1	Out		43.256	137.1	34.388			2:12.518		10	38.478		36.655	144.0	30.795	170.9		1:45.928	
2	42.028		39.617	139.0	32.086			1:53.731		11	38.661		36.845	145.7	30.581	172.0		1:46.087	
3	40.505		38.083	142.3	31.048	170.3		1:49.636		12	38.847		37.593	142.1	30.505	170.9		1:46.945	
4	39.732		38.442	145.0	31.488	171.4		1:49.662		13	38.440		37.022	147.5	30.361	172.5		1:45.823	
5	39.976		37.963	143.2	30.855			1:48.794		14	38.341		36.829	146.5	30.427	172.2		1:45.597	
6	39.022		37.200	144.2	30.623			1:46.845		15	38.467		36.911	143.8	30.181	170.9		1:45.559	
7	38.761		37.251	145.6	30.364			1:46.376		16	4:33.946		37.723	143.4	30.730	170.9		5:42.399	
8	38.646		37.127	144.0	30.454	170.9		1:46.227		17	38.771		36.601	144.6	30.250	172.5		1:45.622	
9	38.513		37.535	144.6	30.491			1:46.539		18									

8 Maximilian Sohnus								KTM RC390											
lap	Sect-1	Speed	Sect-2	Speed	Sect-3	Speed	TopSpeed	laptime	pit	lap	Sect-1	Speed	Sect-2	Speed	Sect-3	Speed	Topspeed	laptime	pit
1	Out		43.221	133.2	34.036			2:09.013		9	39.441		37.486	140.1	31.277	164.9		1:48.204	
2	41.981		39.549	136.4	32.571			1:54.101		10	39.576		37.434	139.7	31.556	164.9		1:48.566	
3	40.200		38.438	137.9	31.632	166.9		1:50.270		11	39.410		37.602	140.4	31.153	165.9		1:48.165	
4	39.709		39.306	140.1	31.370	166.4		1:50.385		12	39.405		37.647	141.2	31.869	166.7		1:48.921	
5	39.646		38.702	139.2	31.516			1:49.864		13	39.306		38.078	140.4	31.441	166.4		1:48.825	
6	39.510		37.462	138.8	31.265			1:48.237		14	3:35.830		37.515	140.4	31.460	169.0		4:44.805	
7	3:54.485		37.736	140.4	31.620	171.7		5:03.841		15	39.013		37.090	141.4	31.019	168.0		1:47.122	
8	39.398		40.240	141.0	31.338	166.7		1:50.976		16	39.571		37.284	139.7	31.046	166.4		1:47.901	

9 Milan Wiedemann								KTM RC390											
lap	Sect-1	Speed	Sect-2	Speed	Sect-3	Speed	TopSpeed	laptime	pit	lap	Sect-1	Speed	Sect-2	Speed	Sect-3	Speed	Topspeed	laptime	pit
1	Out		44.616	122.4	35.951	145.7		2:21.133		10	41.302		39.644	135.8	32.462	163.1		1:53.408	
2	43.975		41.597	130.9	34.302	161.7		1:59.874		11	41.457		39.895	135.7	33.614	163.6		1:54.966	
3	43.390		40.202	134.8	33.460	161.9		1:57.052		12	41.116		39.166	137.9	32.420	165.6		1:52.702	
4	42.373		39.960	136.5	33.274	161.7		1:55.607		13	41.209		39.302	136.4	32.253	163.4		1:52.764	
5	41.896		39.551	133.8	33.647	161.4		1:55.094		14	41.026		39.035	135.3	31.991	165.6		1:52.052	
6	41.377		39.565	135.7	32.433	156.7		1:53.375		15	40.555		38.438	137.4	32.141	168.8		1:51.134	
7	41.121		39.018	139.0	32.681	166.2		1:52.820		16	40.389		38.837	136.0	32.079	165.6		1:51.305	
8	41.295		39.529	135.2	32.382	164.6		1:53.206		17	40.699		38.921	138.1	31.539	163.4		1:51.159	
9	41.638		39.927	133.2	32.952	163.1		1:54.517		18									

11 Pedro John								KTM RC390											
lap	Sect-1	Speed	Sect-2	Speed	Sect-3	Speed	TopSpeed	laptime	pit	lap	Sect-1	Speed	Sect-2	Speed	Sect-3	Speed	Topspeed	laptime	pit
1	40.434		38.736	140.3	31.866	168.0		1:51.036		10	38.958		37.598	142.7	30.761	169.0		1:47.317	
2	40.208		38.129	143.6	31.853	170.1		1:50.190		11	3:24.984		37.562	142.9	31.097	169.0		4:33.643	
3	39.197		37.798	142.7	30.958	167.7		1:47.953		12	39.054		37.380	138.8	30.812	170.3		1:47.246	
4	38.795		37.370	142.3	30.630	171.2		1:46.795		13	38.793		37.252	143.8	30.672	172.0		1:46.717	
5	38.847		37.110	143.2	30.524	169.8		1:46.481		14	38.634		38.250	145.2	30.703	170.6		1:47.587	
6	38.624		37.168	143.8	30.762	167.7		1:46.554		15	38.797		37.252	143.4	30.608	170.1		1:46.657	
7	38.776		37.352	144.4	30.667	169.0		1:46.795		16	38.660		36.895	145.4	30.366	171.4		1:45.921	

# Int. ADAC Motorradpreis von Niedersachsen

ADAC Niedersachsen - Sachsen Anhalt e.V.

**ADAC Junior Cup powered by KTM - Freies Training 10**

**20 - 22 June 2014**

**Laps and Sector Times**

**Oschersleben - 3667 mtr.**

<b>8</b>	<u>38.508</u>	<u>36.769</u>	144.8	32.016	170.6		1:47.293	<b>17</b>	39.654	40.825	124.4	31.146	169.0		1:51.625
<b>9</b>	39.163	37.107	143.6	31.021	<u>172.0</u>		1:47.291	<b>18</b>							

<b>12 Leon Langstädtler</b>								<b>KTM RC390</b>											
lap	Sect-1	Speed	Sect-2	Speed	Sect-3	Speed	TopSpeed	laptime	pit	lap	Sect-1	Speed	Sect-2	Speed	Sect-3	Speed	Topspeed	laptime	pit
<b>1</b>	Out		43.284	130.8	33.934			2:12.392		<b>9</b>	<u>39.346</u>		37.879	<u>141.0</u>	31.425	<u>169.3</u>		1:48.650	
<b>2</b>	41.153		40.146	136.0	32.988		1:54.287		<b>10</b>	4:00.692		38.335	137.1	31.873	162.9		5:10.900		
<b>3</b>	40.528		38.085	138.1	31.481	165.1	1:50.094		<b>11</b>	39.650		38.068	136.9	31.408	163.6		1:49.126		
<b>4</b>	40.136		40.311	139.0	31.577	162.4	1:52.024		<b>12</b>	39.400		37.663	140.3	31.236	162.9		1:48.299		
<b>5</b>	39.521		38.015	140.4	31.221		1:48.757		<b>13</b>	4:19.303		38.456	136.4	31.249	162.7		5:29.008		
<b>6</b>	39.808		38.461	138.3	31.056		1:49.325		<b>14</b>	40.066		37.851	139.5	31.142	165.6		1:49.059		
<b>7</b>	39.772		38.029	139.5	31.469		1:49.270		<b>15</b>	39.436		<u>37.527</u>	<u>138.3</u>	<u>31.012</u>	165.9		<u>1:47.975</u>		
<b>8</b>	39.435		38.066	137.6	31.314	164.6	1:48.815		<b>16</b>	39.654		38.370	137.1	31.724	164.1		1:49.748		

<b>14 Jendrik Sättele</b>								<b>KTM RC390</b>											
lap	Sect-1	Speed	Sect-2	Speed	Sect-3	Speed	TopSpeed	laptime	pit	lap	Sect-1	Speed	Sect-2	Speed	Sect-3	Speed	Topspeed	laptime	pit
<b>1</b>	42.630		40.553	137.6	33.446			1:56.629		<b>9</b>	40.688		38.938	139.9	32.558	164.4		1:52.184	
<b>2</b>	41.921		39.531	137.8	32.362	165.4	1:53.814		<b>10</b>	40.807		39.394	139.2	32.893	166.2		1:53.094		
<b>3</b>	40.656		39.692	139.2	32.591	164.9	1:52.939		<b>11</b>	40.561		38.981	138.1	32.471	165.9		1:52.013		
<b>4</b>	40.895		39.404	140.8	<u>32.207</u>		1:52.506		<b>12</b>	40.520		42.012	138.1	33.363	136.7		1:55.895		
<b>5</b>	<u>40.388</u>		39.174	141.4	32.809		1:52.371		<b>13</b>	41.005		45.164	140.1	36.266	74.1		2:02.435		
<b>6</b>	40.577		38.969	141.5	32.496		1:52.042		<b>14</b>	40.446		<u>38.916</u>	<u>143.2</u>	32.476	<u>167.4</u>		<u>1:51.838</u>		
<b>7</b>	6:31.214		41.543	135.8	33.200	161.9	7:45.957		<b>15</b>	40.526		39.240	137.8	32.491	165.9		1:52.257		
<b>8</b>	40.657		38.921	138.6	32.727	165.4	1:52.305		<b>16</b>										

<b>16 Yannik Tuisel</b>								<b>KTM RC390</b>											
lap	Sect-1	Speed	Sect-2	Speed	Sect-3	Speed	TopSpeed	laptime	pit	lap	Sect-1	Speed	Sect-2	Speed	Sect-3	Speed	Topspeed	laptime	pit
<b>1</b>	Out		43.567	129.0	34.766	159.3		2:19.846		<b>10</b>	<u>41.608</u>		39.896	138.5	33.135	<u>165.4</u>		1:54.639	
<b>2</b>	43.584		41.450	133.7	34.102	161.7	1:59.136		<b>11</b>	41.624		39.844	137.6	33.313	164.1		1:54.781		
<b>3</b>	42.712		40.957	137.1	33.840	162.2	1:57.509		<b>12</b>	41.838		<u>39.708</u>	137.8	33.085	163.6		<u>1:54.631</u>		
<b>4</b>	42.402		40.510	138.3	33.855	162.9	1:56.767		<b>13</b>	3:35.250		40.916	134.8	34.208	164.1		4:50.374		
<b>5</b>	42.880		40.795	136.2	33.631	162.9	1:57.306		<b>14</b>	42.318		39.995	136.5	33.310	164.4		1:55.623		
<b>6</b>	42.895		40.644	130.4	33.062		1:56.601		<b>15</b>	42.333		40.210	136.5	33.719	163.6		1:56.262		
<b>7</b>	41.831		40.041	<u>138.6</u>	32.890		1:54.762		<b>16</b>	41.952		39.805	136.9	33.136	<u>165.4</u>		1:54.893		
<b>8</b>	41.690		40.831	136.0	<u>32.858</u>	165.1	1:55.379		<b>17</b>	42.350		40.396	134.7	33.301	164.6		1:56.047		
<b>9</b>	42.290		39.845	137.8	33.211	164.9	1:55.346		<b>18</b>										

<b>17 Marc Zellhöfer</b>								<b>KTM RC390</b>											
lap	Sect-1	Speed	Sect-2	Speed	Sect-3	Speed	TopSpeed	laptime	pit	lap	Sect-1	Speed	Sect-2	Speed	Sect-3	Speed	Topspeed	laptime	pit
<b>1</b>	Out		41.892	130.8	33.740			2:11.604		<b>11</b>	39.121		37.293	140.6	31.166			1:47.580	
<b>2</b>	41.892		39.408	136.7	32.597		1:53.897		<b>12</b>	39.192		37.614	139.9	30.663	165.9		1:47.469		
<b>3</b>	40.156		38.356	138.8	31.306	166.2	1:49.818		<b>13</b>	40.135		37.914	141.5	30.918	170.1		1:48.967		
<b>4</b>	40.300		37.591	139.2	30.994	168.0	1:48.885		<b>14</b>	38.923		37.814	142.1	31.253	168.2		1:47.990		
<b>5</b>	39.238		37.422	139.5	31.660		1:48.320		<b>15</b>	41.130		37.181	140.6	30.687	170.6		1:48.998		
<b>6</b>	39.747		37.323	140.3	30.859		1:47.929		<b>16</b>	38.938		<u>36.696</u>	141.0	30.782	<u>172.8</u>		<u>1:46.416</u>		
<b>7</b>	40.783		42.582	88.4	31.313	123.6	1:54.678		<b>17</b>	38.896		37.203	<u>143.4</u>	30.540	168.8		1:46.639		
<b>8</b>	38.834		37.380	142.1	30.607	167.4	1:46.821		<b>18</b>	<u>38.811</u>		37.180	143.2	30.611	169.0		1:46.602		
<b>9</b>	39.223		37.247	143.0	35.467	154.9	1:51.937		<b>19</b>	38.922		37.155	<u>143.4</u>	<u>30.537</u>	169.3		1:46.614		
<b>10</b>	39.971		37.671	136.5	30.917	165.9	1:48.559		<b>20</b>										

<b>19 Chris Leibold</b>								<b>KTM RC390</b>											
lap	Sect-1	Speed	Sect-2	Speed	Sect-3	Speed	TopSpeed	laptime	pit	lap	Sect-1	Speed	Sect-2	Speed	Sect-3	Speed	Topspeed	laptime	pit
<b>1</b>	Out		44.423	129.5	36.486	155.4		2:15.735		<b>5</b>	41.609		39.811	135.2	32.566	162.7		1:53.986	
<b>2</b>	43.079		42.363	132.4	33.228	161.2	1:58.670		<b>6</b>	41.017		39.388	138.6	32.572	162.2		1:52.977		
<b>3</b>	41.665		39.900	136.9	33.170	161.9	1:54.735		<b>7</b>	<u>40.511</u>		<u>38.970</u>	<u>139.5</u>	<u>31.621</u>	<u>164.6</u>		<u>1:51.102</u>		
<b>4</b>	41.564		44.748	138.3	32.476	162.2	1:58.788		<b>8</b>										

# Int. ADAC Motorradpreis von Niedersachsen

ADAC Niedersachsen - Sachsen Anhalt e.V.

ADAC Junior Cup powered by KTM - Freies Training 10

20 - 22 June 2014

Laps and Sector Times

Oschersleben - 3667 mtr.

20 Hagen Wiedemann									KTM RC390										
lap	Sect-1	Speed	Sect-2	Speed	Sect-3	Speed	TopSpeed	laptime	pit	lap	Sect-1	Speed	Sect-2	Speed	Sect-3	Speed	Topspeed	laptime	pit
1	Out		43.885	123.6	36.101	156.5		2:26.378		10	39.383		37.530	139.5	31.060	162.9		1:47.973	
2	41.980		39.457	133.5	33.238	163.4		1:54.675		11	39.470		37.598	138.5	31.216	165.4		1:48.284	
3	40.693		40.153	138.6	32.009	162.4		1:52.855		12	39.940		37.807	136.9	31.231	163.9		1:48.978	
4	40.396		38.612	139.0	31.984	162.9		1:50.992		13	39.681		37.434	136.4	31.198	166.4		1:48.313	
5	43.420		38.923	133.0	31.678	165.4		1:54.021		14	39.593		37.175	138.8	30.889	166.2		1:47.657	
6	39.961		38.276	137.6	31.312	164.1		1:49.549		15	39.888		37.445	137.6	30.790	163.6		1:48.123	
7	39.940		37.646	137.2	31.280	163.9		1:48.866		16	39.252		37.130	138.1	30.698	165.4		1:47.080	
8	39.887		37.495	135.5	31.256	165.4		1:48.638		17	42.355		40.656	136.2	34.990	154.7		1:58.001	
9	5:19.096		37.562	137.4	31.191	164.1		6:27.849		18									

21 Marlon Schroeder									KTM RC390										
lap	Sect-1	Speed	Sect-2	Speed	Sect-3	Speed	TopSpeed	laptime	pit	lap	Sect-1	Speed	Sect-2	Speed	Sect-3	Speed	Topspeed	laptime	pit
1	41.646		38.837	138.3	32.192	164.4		1:52.675		8	39.907		38.026	139.0	33.833	168.0		1:51.766	
2	40.307		38.389	137.9	31.546	166.7		1:50.242		9	4:06.859		44.960	130.3	31.429	139.5		5:23.248	
3	40.170		38.415	138.5	31.490	164.4		1:50.075		10	39.537		39.735	140.4	31.340	165.4		1:50.612	
4	40.461		38.029	136.9	31.721	167.7		1:50.211		11	39.927		38.061	137.6	31.316	165.1		1:49.304	
5	42.083		43.410	111.9	31.394			1:56.887		12	39.923		38.190	138.6	31.162	166.4		1:49.275	
6	39.791		37.949	140.4	31.297	168.8		1:49.037		13	39.474		37.231	140.6	31.015	167.7		1:47.720	
7	39.924		37.692	140.8	31.352	168.0		1:48.968		14	39.393		37.628	140.1	30.723	165.4		1:47.744	

23 Kenny Leibold									KTM RC390										
lap	Sect-1	Speed	Sect-2	Speed	Sect-3	Speed	TopSpeed	laptime	pit	lap	Sect-1	Speed	Sect-2	Speed	Sect-3	Speed	Topspeed	laptime	pit
1	41.372		38.816	136.9	31.952	167.2		1:52.140		9	38.993		37.255	140.8	30.770	167.7		1:47.018	
2	40.023		38.500	137.2	32.073	168.0		1:50.596		10	41.537		36.854	141.7	30.515	167.7		1:48.906	
3	39.401		37.585	143.8	31.147	165.9		1:48.133		11	39.011		36.977	142.5	30.381	168.0		1:46.369	
4	39.114		37.322	140.1	31.277	168.2		1:47.713		12	39.224		37.844	142.9	31.221	166.7		1:48.289	
5	39.332		37.740	139.4	31.556	163.1		1:48.628		13	39.291		37.149	141.0	30.738	168.2		1:47.178	
6	38.966		36.975	145.2	31.093	166.9		1:47.034		14	39.168		37.383	139.9	30.629	166.7		1:47.180	
7	4:56.975		37.640	137.6	30.848	166.4		6:05.463		15	40.254		37.437	137.2	30.801	168.2		1:48.492	
8	39.097		37.085	140.3	31.055	167.2		1:47.237		16	39.266		45.704	140.8	31.138	119.2		1:56.108	

25 Jessica Langstädtler									KTM RC390										
lap	Sect-1	Speed	Sect-2	Speed	Sect-3	Speed	TopSpeed	laptime	pit	lap	Sect-1	Speed	Sect-2	Speed	Sect-3	Speed	Topspeed	laptime	pit
1	Out		46.640	127.1	36.800	144.0		2:31.186		9	42.402		41.232	137.8	33.145	156.1		1:56.779	
2	46.107		43.842	131.1	34.742	156.3		2:04.691		10	41.615		40.497	137.2	33.052	162.7		1:55.164	
3	44.174		42.443	131.5	34.271	160.0		2:00.888		11	44.399		41.103	137.6	33.248	162.9		1:58.750	
4	43.190		41.262	138.5	33.855	161.4		1:58.307		12	41.632		40.628	140.8	32.954	161.7		1:55.214	
5	42.395		41.566	134.5	33.162			1:57.123		13	41.747		40.097	135.2	32.520	165.4		1:54.364	
6	41.979		40.673	137.6	33.277			1:55.929		14	4:40.490		41.814	134.2	33.099	161.9		5:55.403	
7	42.201		41.146	137.4	33.260	160.0		1:56.607		15	41.781		41.056	137.6	32.924	157.2		1:55.761	
8	42.298		41.271	136.0	34.454	160.7		1:58.023		16	41.775		40.724	137.6	33.414	164.4		1:55.913	

26 Toni Thurmayer									KTM RC390										
lap	Sect-1	Speed	Sect-2	Speed	Sect-3	Speed	TopSpeed	laptime	pit	lap	Sect-1	Speed	Sect-2	Speed	Sect-3	Speed	Topspeed	laptime	pit
1	43.285		40.036	135.0	32.585	164.6		1:55.906		9	41.202		38.975	132.8	31.801	164.9		1:51.978	
2	41.637		38.927	139.9	32.586	168.5		1:53.150		10	40.692		38.348	137.4	31.984	168.5		1:51.024	
3	41.355		39.252	140.3	32.634	166.2		1:53.241		11	40.807		38.715	133.0	31.667	161.9		1:51.189	
4	41.679		41.157	134.5	32.248	155.4		1:55.084		12	40.571		38.198	136.7	31.680	167.4		1:50.449	
5	41.625		39.923	132.0	33.263	165.1		1:54.811		13	40.864		41.515	133.5	33.081	138.1		1:55.460	
6	5:04.600		43.177	119.7	34.424	159.1		6:22.201		14	42.687		37.999	141.9	31.446	167.4		1:52.132	
7	41.119		38.721	137.4	32.187	165.1		1:52.027		15	40.601		38.768	133.8	33.748	154.1		1:53.117	
8	40.812		38.469	138.3	32.796	165.1		1:52.077		16									



# Int. ADAC Motorradpreis von Niedersachsen

ADAC Niedersachsen - Sachsen Anhalt e.V.

**ADAC Junior Cup powered by KTM - Freies Training 10**

**20 - 22 June 2014**

**Laps and Sector Times**

**Oschersleben - 3667 mtr.**

<b>51</b>		<b>Jirka Mrkývka</b>							<b>KTM RC390</b>										
lap	Sect-1	Speed	Sect-2	Speed	Sect-3	Speed	TopSpeed	laptime	pit	lap	Sect-1	Speed	Sect-2	Speed	Sect-3	Speed	Topspeed	laptime	pit
1	Out		45.330	132.4	35.525	149.8		2:12.688		10	39.044		<u>37.625</u>	140.6	30.928	166.9		<u>1:47.597</u>	
2	42.114		40.478	138.3	32.578			1:55.170		11	39.083		37.730	141.7	31.478	166.9		1:48.291	
3	40.794		39.675	137.6	32.083	165.9		1:52.552		12	39.743		38.503	139.7	31.067	166.7		1:49.313	
4	40.175		39.009	137.8	31.867	163.1		1:51.051		13	39.151		37.846	141.9	31.415	165.6		1:48.412	
5	39.994		38.830	138.6	31.841	167.7		1:50.665		14	39.353		37.820	140.3	31.178	165.9		1:48.351	
6	39.801		38.269	138.8	30.981	168.0		1:49.051		15	39.432		37.700	138.5	31.174	167.2		1:48.306	
7	39.333		37.883	<u>143.0</u>	31.475			1:48.691		16	3:57.112		38.359	125.9	31.125	165.1		5:06.596	
8	39.270		38.296	139.7	31.380	165.1		1:48.946		17	<u>39.037</u>		37.850	141.4	31.145	<u>168.2</u>		1:48.032	
9	39.809		37.796	141.7	31.152			1:48.757		18	39.309		37.677	139.4	<u>30.891</u>	168.0		1:47.877	

<b>52</b>		<b>Petr Voslajer</b>							<b>KTM RC390</b>										
lap	Sect-1	Speed	Sect-2	Speed	Sect-3	Speed	TopSpeed	laptime	pit	lap	Sect-1	Speed	Sect-2	Speed	Sect-3	Speed	Topspeed	laptime	pit
1	Out		42.932	137.4	32.897	165.6		2:08.373		9	5:07.191		38.559	137.9	31.288			6:17.038	
2	40.582		39.058	141.7	31.901	166.9		1:51.541		10	39.500		37.722	139.5	30.711	166.7		1:47.933	
3	39.541		37.977	142.7	31.891	<u>174.2</u>		1:49.409		11	39.416		37.514	141.0	31.121	166.2		1:48.051	
4	39.385		37.674	141.5	31.052	166.4		1:48.111		12	39.452		38.360	139.7	30.672	166.2		1:48.484	
5	39.399		37.312	144.6	31.059			1:47.770		13	4:32.991		38.223	138.5	30.839	167.7		5:42.053	
6	39.348		37.746	139.5	31.323			1:48.417		14	<u>39.056</u>		37.327	143.0	30.845	169.8		<u>1:47.228</u>	
7	39.406		<u>37.301</u>	<u>147.3</u>	30.821			1:47.528		15	39.094		37.748	142.5	<u>30.527</u>	164.1		1:47.369	
8	39.304		37.545	140.4	30.927	165.4		1:47.776		16									

<b>53</b>		<b>Michaël Verbrugghe</b>							<b>KTM RC390</b>										
lap	Sect-1	Speed	Sect-2	Speed	Sect-3	Speed	TopSpeed	laptime	pit	lap	Sect-1	Speed	Sect-2	Speed	Sect-3	Speed	Topspeed	laptime	pit
1	Out		44.501	132.5	35.843			2:11.530		6	39.875		38.010	138.3	31.215			1:49.100	
2	42.290		39.494	140.8	32.301	166.9		1:54.085		7	39.701		38.165	140.1	31.022			1:48.888	
3	40.512		38.604	139.0	32.035	<u>169.3</u>		1:51.151		8	39.785		38.018	139.7	<u>30.889</u>	165.6		1:48.692	
4	40.378		38.327	139.0	31.364	166.7		1:50.069		9	41.154		37.385	<u>142.5</u>	31.231			1:49.770	
5	40.122		37.908	138.3	31.156			1:49.186		10	39.645		37.284	141.4	30.930	165.4		<u>1:47.859</u>	

<b>54</b>		<b>Joel Kugler</b>							<b>KTM RC390</b>										
lap	Sect-1	Speed	Sect-2	Speed	Sect-3	Speed	TopSpeed	laptime	pit	lap	Sect-1	Speed	Sect-2	Speed	Sect-3	Speed	Topspeed	laptime	pit
1	Out		46.877	124.9	36.793	150.8		2:19.304		10	<u>41.671</u>		40.763	138.5	33.160	166.2		1:55.594	
2	45.905		43.931	125.6	34.862	163.4		2:04.698		11	42.970		41.852	<u>138.8</u>	32.996	166.2		1:57.818	
3	44.341		42.244	130.0	34.096	163.9		2:00.681		12	41.844		40.815	137.6	33.342	166.2		1:56.001	
4	43.421		41.565	133.0	33.950	163.9		1:58.936		13	41.755		41.262	137.8	33.211	165.4		1:56.228	
5	43.853		41.300	131.5	33.189	<u>167.2</u>		1:58.342		14	42.014		40.794	134.5	33.388	166.9		1:56.196	
6	42.552		40.894	135.3	33.699	165.6		1:57.145		15	41.879		40.671	134.5	33.169	165.6		1:55.719	
7	42.343		40.975	135.7	33.432	166.2		1:56.750		16	42.346		40.591	134.7	33.209	165.4		1:56.146	
8	42.267		40.540	134.2	34.082	166.2		1:56.889		17	42.134		40.433	137.1	<u>32.877</u>	166.7		1:55.444	
9	42.926		40.945	134.8	33.640	<u>167.2</u>		1:57.511		18	41.960		<u>40.420</u>	136.2	33.022	165.9		<u>1:55.402</u>	

<b>84</b>		<b>Tim Holtz</b>							<b>KTM RC390</b>										
lap	Sect-1	Speed	Sect-2	Speed	Sect-3	Speed	TopSpeed	laptime	pit	lap	Sect-1	Speed	Sect-2	Speed	Sect-3	Speed	Topspeed	laptime	pit
1	Out		44.933	125.4	36.863	144.2		2:17.881		9	39.890		38.879	138.8	31.530	163.4		1:50.299	
2	44.743		41.971	130.4	33.969	163.6		2:00.683		10	6:03.750		39.219	137.4	32.073	164.1		7:15.042	
3	42.033		40.434	137.6	32.510	162.7		1:54.977		11	40.579		38.336	138.8	31.382	163.6		1:50.297	
4	40.597		38.880	140.6	32.133	165.6		1:51.610		12	39.710		37.656	138.3	31.214	167.2		<u>1:48.580</u>	
5	41.852		38.956	136.4	32.025	164.1		1:52.833		13	39.730		37.879	137.8	<u>31.129</u>	165.4		1:48.738	
6	40.245		38.443	143.0	32.344	<u>169.0</u>		1:51.032		14	40.358		37.822	138.6	31.605	165.4		1:49.785	
7	39.874		38.110	140.8	31.384	166.7		1:49.368		15	39.824		<u>37.619</u>	142.3	32.285	168.0		1:49.728	
8	40.113		38.241	136.9	31.334	166.7		1:49.688		16	<u>38.785</u>		40.009	<u>144.2</u>	31.773	164.9		1:50.567	

## Int. ADAC Motorradpreis von Niedersachsen

ADAC Niedersachsen - Sachsen Anhalt e.V.

**ADAC Junior Cup powered by KTM - Freies Training 10**

**20 - 22 June 2014**

**Sector analyse**

**Oschersleben - 3667 mtr.**

Pos	Nbr	Name / Team name	Sector 1			Sector 2			Sector 3			Theoretical best	Actual best	In
			time	Lap	pos	time	Lap	pos	time	Lap	pos			
1	6	Lukas Tulovic (GER)	38.591	16	4	36.594	12	1	30.180	16	1	1:45.365	<b>1:45.385</b>	<b>16</b>
2	7	Tim Georgi (GER)	38.341	14	1	36.601	17	2	30.181	15	2	1:45.123	<b>1:45.559</b>	<b>15</b>
3	11	Pedro John (GER)	38.508	8	3	36.769	8	4	30.366	16	3	1:45.643	<b>1:45.921</b>	<b>16</b>
4	4	Matthias Meggle (GER)	38.481	12	2	36.875	16	7	30.507	14	7	1:45.863	<b>1:46.156</b>	<b>16</b>
5	3	Dennis Norick Stelzer (GER)	38.671	17	5	36.821	14	5	30.473	14	6	1:45.965	<b>1:46.174</b>	<b>17</b>
6	23	Kenny Leibold (GER)	38.966	6	8	36.854	10	6	30.381	11	4	1:46.201	<b>1:46.369</b>	<b>11</b>
7	17	Marc Zellhöfer (GER)	38.811	18	7	36.696	16	3	30.537	19	9	1:46.044	<b>1:46.416</b>	<b>16</b>
8	20	Hagen Wiedemann (GER)	39.252	16	14	37.130	16	9	30.698	16	10	1:47.080	<b>1:47.080</b>	<b>16</b>
9	8	Maximilian Sohnius (GER)	39.013	15	9	37.090	15	8	31.019	15	15	1:47.122	<b>1:47.122</b>	<b>15</b>
10	52	Petr Voslajer (CZE)	39.056	14	11	37.301	7	12	30.527	15	8	1:46.884	<b>1:47.228</b>	<b>14</b>
11	5	Jonas Hähle (GER)	39.146	18	12	37.392	17	13	30.439	16	5	1:46.977	<b>1:47.375</b>	<b>17</b>
12	51	Jirka Mrkývka (CZE)	39.037	17	10	37.625	10	16	30.891	18	13	1:47.553	<b>1:47.597</b>	<b>10</b>
13	21	Marlon Schroeder (GER)	39.393	14	17	37.231	13	10	30.723	14	11	1:47.347	<b>1:47.720</b>	<b>13</b>
14	53	Michaël Verbrugge (BEL)	39.193	11	13	37.280	11	11	30.889	8	12	1:47.362	<b>1:47.859</b>	<b>10</b>
15	12	Leon Langstädtler (GER)	39.346	9	16	37.527	15	14	31.012	15	14	1:47.885	<b>1:47.975</b>	<b>15</b>
16	84	Tim Holtz (GER)	38.785	16	6	37.619	15	15	31.129	13	16	1:47.533	<b>1:48.580</b>	<b>12</b>
17	1	Dominic Kaßner (GER)	39.319	12	15	38.508	18	19	31.152	15	17	1:48.979	<b>1:49.296</b>	<b>13</b>
18	26	Toni Thurmayer (GER)	40.571	12	21	37.999	14	17	31.446	14	18	1:50.016	<b>1:50.449</b>	<b>12</b>
19	19	Chris Leibold (GER)	40.511	7	20	38.970	7	21	31.621	7	20	1:51.102	<b>1:51.102</b>	<b>7</b>
20	9	Milan Wiedemann (GER)	40.389	16	19	38.438	15	18	31.539	17	19	1:50.366	<b>1:51.134</b>	<b>15</b>
21	14	Jendrik Sättele (GER)	40.388	5	18	38.916	14	20	32.207	4	22	1:51.511	<b>1:51.838</b>	<b>14</b>
22	2	Tim Aydin (GER)	40.617	13	22	39.436	11	22	31.963	13	21	1:52.016	<b>1:52.089</b>	<b>13</b>
23	25	Jessica Langstädtler (GER)	41.519	14	23	40.097	13	24	32.520	13	23	1:54.136	<b>1:54.364</b>	<b>13</b>
24	16	Yannik Tuisel (GER)	41.608	10	24	39.708	12	23	32.858	8	24	1:54.174	<b>1:54.631</b>	<b>12</b>
25	54	Joel Kugler (SUI)	41.671	10	25	40.420	18	25	32.877	17	25	1:54.968	<b>1:55.402</b>	<b>18</b>

# Int. ADAC Motorradpreis von Niedersachsen

ADAC Niedersachsen - Sachsen Anhalt e.V.

## ADAC Junior Cup powered by KTM - Qualifying 1

20 - 22 June 2014

Oschersleben - 3667 mtr.


Pos	Nbr	Name / Entrant	Motorcycle / City	Fastest	In	Gap	Diff	Laps	Km/h
1	6	Lukas Tulovic ADAC Nordbaden e.V./Leviator RT Germany	KTM RC390 Eberbach	<b>1:44.693</b>	<b>9</b>			13	126.09
2	7	Tim Georgi ADAC Berlin Brandenburg e.V./Team Bergau	KTM RC390 Berlin	<b>1:44.940</b>	<b>13</b>	0.247	0.247	14	125.80
3	4	Matthias Meggle ADAC Team Südbavarn e.V.	KTM RC390 Reicholzried	<b>1:45.318</b>	<b>13</b>	0.625	0.378	14	125.35
4	3	Dennis Norick Stelzer ADAC Sachsen e.V./Beinlich Racing Team	KTM RC390 Dohma	<b>1:45.466</b>	<b>13</b>	0.773	0.148	14	125.17
5	8	Maximilian Sohnus ADAC Team Südbavarn e.V.	KTM RC390 Hausham	<b>1:45.758</b>	<b>7</b>	1.065	0.292	14	124.82
6	11	Pedro John ADAC Württemberg e.V.	KTM RC390 Ulm	<b>1:45.768</b>	<b>8</b>	1.075	0.010	14	124.81
7	23	Kenny Leibold ADAC Württemberg e.V.	KTM RC390 Schlierbach	<b>1:45.814</b>	<b>7</b>	1.121	0.046	13	124.76
8	17	Marc Zellhöfer ADAC Nordbavarn e.V.	KTM RC390 Fürth	<b>1:45.929</b>	<b>13</b>	1.236	0.115	13	124.62
9	51	Jirka Mrkývka	KTM RC390 Brno	<b>1:45.975</b>	<b>8</b>	1.282	0.046	14	124.57
10	52	Petr Voslajer AMK Czech Budeiovice	KTM RC390 Ratboř	<b>1:46.340</b>	<b>11</b>	1.647	0.365	13	124.14
11	5	Jonas Hähle ADAC Racing Team AMC Sachsenring e.V.	KTM RC390 Lugau	<b>1:47.091</b>	<b>12</b>	2.398	0.751	13	123.27
12	12	Leon Langstädtler ADAC Hessen Thüringen e.V.	KTM RC390 Idstein	<b>1:47.225</b>	<b>5</b>	2.532	0.134	9	123.12
13	2	Tim Aydin ADAC Hessen Thüringen e.V.	KTM RC390 Aschaffenburg	<b>1:47.452</b>	<b>13</b>	2.759	0.227	13	122.86
14	20	Hagen Wiedemann ADAC Westfalen e.V. Bereich Sport	KTM RC390 Everswinkel	<b>1:47.727</b>	<b>13</b>	3.034	0.275	13	122.54
15	21	Marlon Schroeder ADAC Westfalen e.V. Bereich Sport	KTM RC390 Datteln	<b>1:47.895</b>	<b>5</b>	3.202	0.168	13	122.35
16	1	Dominic Kaßner ADAC Racing Team AMC Sachsenring e.V.	KTM RC390 Kemtau	<b>1:47.897</b>	<b>7</b>	3.204	0.002	14	122.35
17	53	Michaël Verbrugge Team Motorsportschool Zolder	KTM RC390 Kessel	<b>1:48.129</b>	<b>12</b>	3.436	0.232	13	122.09
18	84	Tim Holtz	KTM RC390 Cup	<b>1:48.215</b>	<b>6</b>	3.522	0.086	7	121.99
19	26	Toni Thurmayer ADAC Nordbavarn e.V.	KTM RC390 Stockstadt	<b>1:49.009</b>	<b>8</b>	4.316	0.794	14	121.10
20	14	Jendrik Sättele ADAC Württemberg e.V.	KTM RC390 Balingen	<b>1:49.500</b>	<b>7</b>	4.807	0.491	12	120.56
21	9	Milan Wiedemann ADAC Westfalen e.V. Bereich Sport	KTM RC390 Everswinkel	<b>1:49.638</b>	<b>8</b>	4.945	0.138	14	120.41
22	19	Chris Leibold	KTM RC390 Schlierbach	<b>1:51.919</b>	<b>12</b>	7.226	2.281	13	117.95
23	25	Jessica Langstädtler ADAC Hessen Thüringen e.V.	KTM RC390 Idstein	<b>1:52.629</b>	<b>5</b>	7.936	0.710	13	117.21
24	16	Yannik Tuisel ADAC e.V. Bereich Jugend und Sport	KTM RC390 Gladenbach	<b>1:53.529</b>	<b>13</b>	8.836	0.900	13	116.28
25	54	Joel Kugler	KTM RC390 Rebstein	<b>1:54.659</b>	<b>11</b>	9.966	1.130	13	115.13

Fastest time : 1:44.693 in lap 9 by nbr. 6 : Lukas Tulovic (KTM RC390)

**Publication-time**

Results and Laptimes : [www.raceresults.at](http://www.raceresults.at)

Timekeeping by : SDO SportTiming

Clerk of the Course	Steward	Timekeeper	
Ralph Bohnhorst	Rüdiger Merdes	Bernd Jung	

Page 1 of 1

## Int. ADAC Motorradpreis von Niedersachsen

ADAC Niedersachsen - Sachsen Anhalt e.V.

**ADAC Junior Cup powered by KTM - Qualifying 1**  
**Laptimes**

**20 - 22 June 2014**  
**Oschersleben - 3667 mtr.**

Nbr	Name	Laps	lap	Lap ..1	Lap ..2	Lap ..3	Lap ..4	Lap ..5	Lap ..6	Lap ..7	Lap ..8	Lap ..9	Lap ..0
6	Lukas Tulovic	13	1 - 10	4:42.203	1:47.333	1:47.196	1:46.193	1:45.801	1:45.789	1:45.428	1:45.024	1:44.693	1:46.464
			11 - 20	1:47.230	1:46.201	2:16.039							
7	Tim Georgi	14	1 - 10	2:04.736	1:53.248	1:48.371	1:47.963	1:46.332	1:45.908	1:45.982	1:45.509	1:49.629	1:45.118
			11 - 20	1:46.030	1:45.320	1:44.940	1:45.662						
4	Matthias Meggle	14	1 - 10	2:04.145	1:50.642	1:49.039	1:47.911	1:46.578	1:46.440	1:47.833	1:46.017	1:49.944	1:45.836
			11 - 20	1:46.039	1:46.242	1:45.318	1:45.373						
3	Dennis Norick Stelzer	14	1 - 10	2:05.391	1:55.272	1:49.660	1:48.264	1:47.113	1:47.464	1:47.196	1:46.633	1:46.541	1:46.277
			11 - 20	1:47.035	1:45.953	1:45.466	1:45.932						
8	Maximilian Sohnius	14	1 - 10	2:01.481	1:49.702	1:47.437	1:47.172	1:46.483	1:45.975	1:45.758	1:50.184	1:47.217	1:46.258
			11 - 20	1:50.032	1:46.815	1:46.778	1:49.081						
11	Pedro John	14	1 - 10	2:07.592	1:51.211	1:48.268	1:46.959	1:46.672	1:46.008	1:46.269	1:45.768	1:48.662	1:46.650
			11 - 20	1:52.398	1:46.260	1:48.464	1:47.463						
23	Kenny Leibold	13	1 - 10	1:50.503	1:48.805	1:48.417	1:51.732	1:46.662	1:51.445	1:45.814	1:47.920	1:47.341	1:52.057
			11 - 20	1:47.084	1:46.430	1:48.114							
17	Marc Zellhöfer	13	1 - 10	1:52.407	1:49.163	1:48.023	1:46.792	1:46.580	1:54.461	1:46.695	1:51.784	1:46.493	1:51.561
			11 - 20	1:56.032	1:46.401	1:45.929							
51	Jirka Mrkývka	14	1 - 10	2:13.631	1:53.534	1:49.636	1:48.334	1:47.679	1:47.737	1:47.352	1:45.975	1:47.015	1:46.940
			11 - 20	1:47.566	1:48.028	1:47.287	1:46.039						
52	Petr Voslajer	13	1 - 10	2:03.700	1:49.880	1:48.877	1:47.330	1:46.978	1:46.706	1:49.044	2:00.016	3:22.104	1:50.881
			11 - 20	1:46.340	1:46.561	1:47.702							
5	Jonas Hähle	13	1 - 10	2:13.422	2:07.772	2:19.907	1:50.180	1:49.237	1:49.125	1:57.235	1:49.266	1:47.480	1:47.837
			11 - 20	1:47.330	1:47.091	1:47.202							
12	Leon Langstädtler	9	1 - 10	2:03.880	1:50.871	1:48.927	1:48.007	1:47.225	1:48.134	1:48.019	1:57.403	2:48.677	
			11 - 20										
2	Tim Aydin	13	1 - 10	2:10.095	1:51.838	1:50.131	1:49.030	1:49.684	1:48.728	1:47.799	1:48.283	2:04.561	3:09.015
			11 - 20	1:48.480	1:48.883	1:47.452							
20	Hagen Wiedemann	13	1 - 10	2:13.487	1:56.715	1:51.657	1:48.861	1:47.877	1:48.213	1:47.916	2:00.396	3:09.983	1:48.840
			11 - 20	1:48.264	1:47.867	1:47.727							
21	Marlon Schroeder	13	1 - 10	2:10.704	1:50.700	1:49.292	1:49.338	1:47.895	1:48.391	1:55.677	2:53.009	1:48.247	1:48.929
			11 - 20	2:01.070	2:00.973	1:50.585							
1	Dominic Kaßner	14	1 - 10	2:05.991	1:53.477	1:50.868	1:50.276	1:49.688	1:48.236	1:47.897	1:48.959	1:49.027	1:48.942
			11 - 20	1:49.413	1:48.998	1:49.224	1:48.803						
53	Michaël Verbrugge	13	1 - 10	2:09.940	1:55.169	1:51.532	1:50.466	1:49.239	1:48.151	1:48.583	1:48.519	2:09.829	1:48.511
			11 - 20	1:48.669	1:48.129	2:06.800							
84	Tim Holtz	7	1 - 10	2:11.460	1:53.863	1:51.534	1:48.581	1:50.103	1:48.215	1:48.263			
			11 - 20										
26	Toni Thurmayer	14	1 - 10	2:08.438	1:52.618	1:51.052	1:51.082	1:49.718	2:00.259	1:49.659	1:49.009	1:55.471	1:54.038
			11 - 20										

## Int. ADAC Motorradpreis von Niedersachsen

ADAC Niedersachsen - Sachsen Anhalt e.V.

**ADAC Junior Cup powered by KTM - Qualifying 1**  
**Laptimes**

**20 - 22 June 2014**  
**Oschersleben - 3667 mtr.**

Nbr	Name	Laps	lap	Lap ..1	Lap ..2	Lap ..3	Lap ..4	Lap ..5	Lap ..6	Lap ..7	Lap ..8	Lap ..9	Lap ..0
			11 - 20	1:50.791	1:49.568	1:49.640	2:10.926						
14	Jendrik Sättele	12	1 - 10	2:19.192	1:58.164	1:53.385	1:51.161	1:53.064	1:50.449	1:49.500	2:03.616	4:23.731	1:51.348
			11 - 20	1:50.394	1:51.646								
9	Milan Wiedemann	14	1 - 10	2:06.400	1:56.115	1:52.617	1:50.295	1:51.357	1:50.712	1:49.945	1:49.638	1:50.313	1:54.449
			11 - 20	1:55.618	1:54.798	1:58.319	2:20.645						
19	Chris Leibold	13	1 - 10	2:15.628	1:57.785	2:19.083	1:56.190	1:54.813	1:54.457	1:53.330	1:53.223	1:53.019	1:53.723
			11 - 20	1:52.559	1:51.919	1:55.212							
25	Jessica Langstädtler	13	1 - 10	2:15.092	1:59.006	1:54.366	1:54.333	1:52.629	1:53.307	2:01.518	1:57.892	1:54.424	1:53.575
			11 - 20	1:56.138	2:00.742	1:59.010							
16	Yannik Tuisel	13	1 - 10	2:18.459	1:59.073	1:57.102	1:55.998	1:55.513	1:55.506	1:55.034	1:55.090	1:54.059	1:54.681
			11 - 20	1:55.380	1:53.809	1:53.529							
54	Joel Kugler	13	1 - 10	2:21.176	2:02.154	1:59.382	1:57.305	1:56.164	1:55.904	1:55.089	1:56.349	1:55.130	1:56.286
			11 - 20	1:54.659	1:54.947	1:55.092							

# Int. ADAC Motorradpreis von Niedersachsen

ADAC Niedersachsen - Sachsen Anhalt e.V.

ADAC Junior Cup powered by KTM - Qualifying 1

20 - 22 June 2014

Laps and Sector Times

Oschersleben - 3667 mtr.

1 Dominic Kaßner									KTM RC390											
lap	Sect-1	Speed	Sect-2	Speed	Sect-3	Speed	TopSpeed	laptime	pit	lap	Sect-1	Speed	Sect-2	Speed	Sect-3	Speed	Topspeed	laptime	pit	
1	Out		42.199	136.4	35.329	168.5		2:05.991		8	39.546		38.373	139.7	<u>31.040</u>	163.4			1:48.959	
2	41.919		39.502	144.2	32.056	166.7		1:53.477		9	39.677		37.970	141.0	31.380	161.7			1:49.027	
3	39.640		39.462	143.0	31.766	165.1		1:50.868		10	39.250		38.195	139.5	31.497	164.9			1:48.942	
4	40.949		38.105	144.0	31.222	167.7		1:50.276		11	39.239		38.066	140.8	32.108	162.7			1:49.413	
5	39.127		38.304	<u>147.7</u>	32.257	<u>169.0</u>		1:49.688		12	39.637		37.979	141.0	31.382	163.6			1:48.998	
6	39.470		<u>37.701</u>	143.8	31.065	165.6		1:48.236		13	39.898		38.000	139.9	31.326	163.6			1:49.224	
7	<u>38.748</u>		38.042	139.0	31.107	167.4		<u>1:47.897</u>		14	39.462		38.041	141.2	31.300	164.6			1:48.803	

2 Tim Aydin									KTM RC390											
lap	Sect-1	Speed	Sect-2	Speed	Sect-3	Speed	TopSpeed	laptime	pit	lap	Sect-1	Speed	Sect-2	Speed	Sect-3	Speed	Topspeed	laptime	pit	
1	Out		43.681	138.5	36.548	136.9		2:10.095		8	39.131		38.295	141.7	30.857	162.2			1:48.283	
2	40.850		39.364	134.8	31.624	164.9		1:51.838		9	39.613		38.239	141.2	In	161.9			2:04.561	P
3	40.121		38.731	135.7	31.279	164.6		1:50.131		10	Out		38.561	139.2	31.483	164.9			3:09.015	
4	39.739		38.442	141.7	30.849	164.1		1:49.030		11	39.330		38.096	142.7	31.054	161.2			1:48.480	
5	40.232		38.571	141.0	30.881	165.1		1:49.684		12	39.799		38.181	141.0	30.903	161.7			1:48.883	
6	39.472		38.285	140.3	30.971	165.9		1:48.728		13	<u>39.009</u>		<u>37.761</u>	142.1	30.682	<u>166.4</u>			<u>1:47.452</u>	
7	39.173		38.066	<u>144.6</u>	<u>30.560</u>	165.4		1:47.799		14										

3 Dennis Norick Stelzer									KTM RC390											
lap	Sect-1	Speed	Sect-2	Speed	Sect-3	Speed	TopSpeed	laptime	pit	lap	Sect-1	Speed	Sect-2	Speed	Sect-3	Speed	Topspeed	laptime	pit	
1	Out		41.285	136.7	33.707	166.9		2:05.391		8	38.959		37.088	143.0	30.586	168.5			1:46.633	
2	42.234		40.580	141.7	32.458	166.2		1:55.272		9	38.998		36.993	143.2	30.550	169.3			1:46.541	
3	40.431		37.939	144.6	31.290	171.4		1:49.660		10	38.766		36.987	143.2	30.524	170.9			1:46.277	
4	39.293		37.334	143.8	31.637	166.9		1:48.264		11	38.818		36.985	143.2	31.232	170.6			1:47.035	
5	39.168		37.031	142.5	30.914	171.7		1:47.113		12	38.938		36.716	144.0	<u>30.299</u>	169.8			1:45.953	
6	38.709		37.781	145.4	30.974	170.3		1:47.464		13	<u>38.485</u>		<u>36.581</u>	<u>146.3</u>	30.400	<u>172.2</u>			<u>1:45.466</u>	
7	39.094		37.262	144.2	30.840	168.5		1:47.196		14	38.699		36.836	143.0	30.397	170.6			1:45.932	

4 Matthias Meggle									KTM RC390											
lap	Sect-1	Speed	Sect-2	Speed	Sect-3	Speed	TopSpeed	laptime	pit	lap	Sect-1	Speed	Sect-2	Speed	Sect-3	Speed	Topspeed	laptime	pit	
1	Out		41.607	139.9	33.119	166.4		2:04.145		8	38.618		36.998	145.6	30.401	170.9			1:46.017	
2	40.696		38.528	144.6	31.418	<u>171.4</u>		1:50.642		9	38.818		38.873	141.5	32.253	162.7			1:49.944	
3	39.920		37.948	143.8	31.171	170.3		1:49.039		10	38.695		36.756	145.2	30.385	171.2			1:45.836	
4	39.483		37.516	143.8	30.912	169.5		1:47.911		11	38.684		36.736	145.2	30.619	<u>171.4</u>			1:46.039	
5	38.804		37.145	145.4	30.629	168.8		1:46.578		12	39.100		36.658	145.4	30.484	169.8			1:46.242	
6	38.609		37.348	144.4	30.483	168.2		1:46.440		13	38.647		<u>36.540</u>	145.0	<u>30.131</u>	171.2			<u>1:45.318</u>	
7	39.658		37.538	131.1	30.637	169.0		1:47.833		14	<u>38.426</u>		36.634	<u>146.3</u>	30.313	169.5			1:45.373	

5 Jonas Hähle									KTM RC390											
lap	Sect-1	Speed	Sect-2	Speed	Sect-3	Speed	TopSpeed	laptime	pit	lap	Sect-1	Speed	Sect-2	Speed	Sect-3	Speed	Topspeed	laptime	pit	
1	Out		43.785	133.5	34.738	150.0		2:13.422		8	40.319		38.253	142.9	30.694	165.4			1:49.266	
2	43.606		41.431	118.0	In	159.3		2:07.772	P	9	39.284		37.668	143.6	30.528	<u>167.2</u>			1:47.480	
3	Out		39.556	139.5	31.534	165.4		2:19.907		10	<u>38.959</u>		37.645	143.4	31.233	166.9			1:47.837	
4	40.761		38.327	140.6	31.092	165.1		1:50.180		11	39.087		37.669	141.2	30.574	166.4			1:47.330	
5	39.235		38.972	<u>144.0</u>	31.030	166.7		1:49.237		12	38.974		37.813	143.6	<u>30.304</u>	164.4			<u>1:47.091</u>	
6	39.529		38.907	142.7	30.689	166.2		1:49.125		13	39.042		<u>37.449</u>	141.7	30.711	166.4			1:47.202	
7	39.638		46.556	142.3	31.041	164.4		1:57.235		14										

6 Lukas Tulovic									KTM RC390											
lap	Sect-1	Speed	Sect-2	Speed	Sect-3	Speed	TopSpeed	laptime	pit	lap	Sect-1	Speed	Sect-2	Speed	Sect-3	Speed	Topspeed	laptime	pit	
1	Out		37.872	136.7	31.415	162.4		4:42.203		8	<u>38.392</u>		36.466	141.9	30.166	164.6			1:45.024	
2	39.643		36.925	139.0	30.765	<u>166.9</u>		1:47.333		9	38.440		<u>36.203</u>	140.4	<u>30.050</u>	<u>166.9</u>			<u>1:44.693</u>	
3	39.354		37.159	140.1	30.683	163.1		1:47.196		10	38.506		36.914	140.4	31.044	162.4			1:46.464	
4	38.546		37.115	<u>143.4</u>	30.532	164.4		1:46.193		11	38.530		37.135	141.9	31.565	152.8			1:47.230	

# Int. ADAC Motorradpreis von Niedersachsen

ADAC Niedersachsen - Sachsen Anhalt e.V.

ADAC Junior Cup powered by KTM - Qualifying 1

20 - 22 June 2014

Laps and Sector Times

Oschersleben - 3667 mtr.

5	38.821	36.593	140.6	30.387	164.9	1:45.801	12	38.639	36.853	139.9	30.709	163.6	1:46.201
6	38.612	36.813	141.7	30.364	166.4	1:45.789	13	40.411	41.148	127.8	In	141.9	2:16.039 P
7	38.654	36.553	140.6	30.221	163.6	1:45.428	14						

7 Tim Georgi								KTM RC390											
lap	Sect-1	Speed	Sect-2	Speed	Sect-3	Speed	TopSpeed	laptime	pit	lap	Sect-1	Speed	Sect-2	Speed	Sect-3	Speed	Topspeed	laptime	pit
1	Out		40.684	143.4	32.835	168.5		2:04.736		8	38.399		36.703	146.3	30.407	170.6		1:45.509	
2	40.901		39.903	145.6	32.444	169.0		1:53.248		9	41.724		37.309	145.6	30.596	168.8		1:49.629	
3	39.619		37.676	144.0	31.076	169.5		1:48.371		10	38.352		<u>36.554</u>	146.3	30.212	172.2		1:45.118	
4	39.168		38.012	146.5	30.783	166.4		1:47.963		11	<u>37.896</u>		37.203	147.3	30.931	170.1		1:46.030	
5	38.641		37.119	146.5	30.572	170.9		1:46.332		12	38.209		36.784	<u>147.5</u>	30.327	170.1		1:45.320	
6	38.525		36.947	145.0	30.436	169.8		1:45.908		13	38.159		36.626	146.5	<u>30.155</u>	<u>173.6</u>		<u>1:44.940</u>	
7	38.415		36.985	142.5	30.582	173.4		1:45.982		14	38.226		36.999	146.9	30.437	170.9		1:45.662	

8 Maximilian Sohnius								KTM RC390											
lap	Sect-1	Speed	Sect-2	Speed	Sect-3	Speed	TopSpeed	laptime	pit	lap	Sect-1	Speed	Sect-2	Speed	Sect-3	Speed	Topspeed	laptime	pit
1	Out		40.461	138.6	34.308	165.9		2:01.481		8	41.578		37.851	110.9	30.755	167.2		1:50.184	
2	40.216		37.887	142.3	31.599	165.9		1:49.702		9	38.984		37.230	143.0	31.003	163.9		1:47.217	
3	39.315		37.151	143.2	30.971	169.5		1:47.437		10	38.778		36.802	142.1	30.678	167.4		1:46.258	
4	39.045		37.226	142.7	30.901	168.2		1:47.172		11	38.350		37.033	144.8	34.649	156.3		1:50.032	
5	38.879		36.852	144.2	30.752	168.5		1:46.483		12	38.885		36.915	<u>146.9</u>	31.015	169.3		1:46.815	
6	38.425		36.950	144.6	30.600	169.0		1:45.975		13	38.757		36.955	144.4	31.066	170.1		1:46.778	
7	38.566		<u>36.605</u>	145.0	<u>30.587</u>	<u>170.3</u>		<u>1:45.758</u>		14	<u>38.314</u>		38.144	<u>146.9</u>	32.623	165.6		1:49.081	

9 Milan Wiedemann								KTM RC390											
lap	Sect-1	Speed	Sect-2	Speed	Sect-3	Speed	TopSpeed	laptime	pit	lap	Sect-1	Speed	Sect-2	Speed	Sect-3	Speed	Topspeed	laptime	pit
1	Out		41.591	135.0	34.035	157.4		2:06.400		8	<u>40.073</u>		<u>37.975</u>	140.6	31.590	168.2		<u>1:49.638</u>	
2	42.412		40.322	141.5	33.381	163.6		1:56.115		9	40.080		38.316	139.4	31.917	164.6		1:50.313	
3	41.356		39.311	137.6	31.950	164.9		1:52.617		10	40.584		40.198	136.4	33.667	112.1		1:54.449	
4	40.215		38.353	141.0	31.727	168.8		1:50.295		11	41.392		40.248	139.9	33.978	113.7		1:55.618	
5	40.731		38.806	139.7	31.820	164.9		1:51.357		12	43.245		39.358	118.4	32.195	165.1		1:54.798	
6	40.363		38.542	139.5	31.807	165.1		1:50.712		13	41.075		41.419	136.2	35.825	124.9		1:58.319	
7	40.087		38.384	<u>145.7</u>	<u>31.474</u>	<u>169.0</u>		1:49.945		14	44.458		40.235	137.4	In	160.5		2:20.645 P	

11 Pedro John								KTM RC390											
lap	Sect-1	Speed	Sect-2	Speed	Sect-3	Speed	TopSpeed	laptime	pit	lap	Sect-1	Speed	Sect-2	Speed	Sect-3	Speed	Topspeed	laptime	pit
1	Out		44.122	140.3	33.397	165.4		2:07.592		8	38.475		<u>36.897</u>	145.9	30.396	170.1		<u>1:45.768</u>	
2	40.792		38.582	142.9	31.837	167.4		1:51.211		9	38.912		38.359	144.6	31.391	128.6		1:48.662	
3	39.417		37.677	145.0	31.174	169.3		1:48.268		10	38.125		37.883	145.7	30.642	168.0		1:46.650	
4	38.679		37.278	146.3	31.002	172.5		1:46.959		11	38.538		38.325	145.0	35.535	131.5		1:52.398	
5	38.938		37.088	143.8	30.646	170.1		1:46.672		12	38.647		37.044	145.0	30.569	166.7		1:46.260	
6	38.551		37.108	146.3	<u>30.349</u>	169.5		1:46.008		13	38.602		38.700	144.2	31.162	125.1		1:48.464	
7	38.529		37.258	147.3	30.482	170.9		1:46.269		14	<u>37.983</u>		38.012	<u>150.8</u>	31.468	<u>175.3</u>		1:47.463	

12 Leon Langstädtler								KTM RC390											
lap	Sect-1	Speed	Sect-2	Speed	Sect-3	Speed	TopSpeed	laptime	pit	lap	Sect-1	Speed	Sect-2	Speed	Sect-3	Speed	Topspeed	laptime	pit
1	Out		42.748	135.7	33.189	157.2		2:03.880		6	39.260		38.042	140.4	30.832	165.4		1:48.134	
2	40.416		38.485	<u>142.3</u>	31.970	<u>168.5</u>		1:50.871		7	<u>39.013</u>		37.735	141.2	31.271	161.9		1:48.019	
3	39.579		37.996	141.0	31.352	160.2		1:48.927		8	39.666		38.511	138.3	In	160.7		1:57.403 P	
4	39.745		37.629	140.8	<u>30.633</u>	165.6		1:48.007		9	Out		38.327	137.1	31.416	161.7		2:48.677	
5	39.167		<u>37.282</u>	140.8	30.776	167.4		<u>1:47.225</u>		10									

14 Jendrik Sättele								KTM RC390											
lap	Sect-1	Speed	Sect-2	Speed	Sect-3	Speed	TopSpeed	laptime	pit	lap	Sect-1	Speed	Sect-2	Speed	Sect-3	Speed	Topspeed	laptime	pit
1	Out		47.875	127.4	37.288	148.6		2:19.192		7	<u>39.270</u>		38.684	<u>146.7</u>	<u>31.546</u>	168.5		<u>1:49.500</u>	
2	43.321		40.889	140.1	33.954	162.9		1:58.164		8	40.100		39.300	143.6	In	163.9		2:03.616 P	

# Int. ADAC Motorradpreis von Niedersachsen

ADAC Niedersachsen - Sachsen Anhalt e.V.

## ADAC Junior Cup powered by KTM - Qualifying 1

20 - 22 June 2014

### Laps and Sector Times

Oschersleben - 3667 mtr.

3	41.225	39.525	139.7	32.635	164.6	1:53.385	9	Out	39.397	137.8	32.756	165.1	4:23.731
4	40.414	38.765	142.1	31.982	164.4	1:51.161	10	40.473	38.818	142.5	32.057	163.1	1:51.348
5	40.959	39.003	136.5	33.102	<u>168.8</u>	1:53.064	11	39.875	<u>38.518</u>	140.6	32.001	164.1	1:50.394
6	39.869	38.562	144.4	32.018	159.5	1:50.449	12	39.755	39.041	141.5	32.850	165.4	1:51.646

16 Yannik Tuisel										KTM RC390										
lap	Sect-1	Speed	Sect-2	Speed	Sect-3	Speed	TopSpeed	laptime	pit	lap	Sect-1	Speed	Sect-2	Speed	Sect-3	Speed	Topspeed	laptime	pit	
1	Out		47.641	130.0	38.187	140.4		2:18.459		8	41.810		40.235	139.2	33.045	163.6			1:55.090	
2	43.541		41.541	<u>141.2</u>	33.991	163.9		1:59.073		9	41.468		39.893	139.5	32.698	162.2			1:54.059	
3	42.816		40.323	138.8	33.963	163.1		1:57.102		10	41.955		39.944	139.0	32.782	158.4			1:54.681	
4	41.721		41.318	140.4	32.959	163.4		1:55.998		11	<u>41.334</u>		39.695	139.0	34.351	161.7			1:55.380	
5	42.056		40.228	140.4	33.229	163.4		1:55.513		12	41.575		39.606	138.8	32.628	160.7			1:53.809	
6	42.090		40.034	139.4	33.382	161.7		1:55.506		13	41.599		<u>39.396</u>	139.0	<u>32.534</u>	163.9			<u>1:53.529</u>	
7	41.764		40.412	138.8	32.858	<u>165.1</u>		1:55.034		14										

17 Marc Zellhöfer										KTM RC390										
lap	Sect-1	Speed	Sect-2	Speed	Sect-3	Speed	TopSpeed	laptime	pit	lap	Sect-1	Speed	Sect-2	Speed	Sect-3	Speed	Topspeed	laptime	pit	
1	41.426		39.066	140.3	31.915	162.2		1:52.407		8	43.561		37.440	139.4	30.783	164.6			1:51.784	
2	40.446		37.784	141.7	30.933	168.8		1:49.163		9	38.798		37.078	142.5	30.617	165.4			1:46.493	
3	39.685		37.401	143.4	30.937	<u>169.3</u>		1:48.023		10	38.914		37.478	144.2	35.169	150.2			1:51.561	
4	39.080		37.184	143.0	30.528	167.2		1:46.792		11	43.907		40.386	143.8	31.739	160.0			1:56.032	
5	<u>38.570</u>		37.313	<u>145.0</u>	30.697	168.0		1:46.580		12	38.864		37.045	141.5	30.492	165.1			1:46.401	
6	45.226		37.840	123.4	31.395	167.7		1:54.461		13	38.886		<u>36.871</u>	142.3	<u>30.172</u>	166.9			<u>1:45.929</u>	
7	38.926		36.946	143.0	30.823	168.2		1:46.695		14										

19 Chris Leibold										KTM RC390										
lap	Sect-1	Speed	Sect-2	Speed	Sect-3	Speed	TopSpeed	laptime	pit	lap	Sect-1	Speed	Sect-2	Speed	Sect-3	Speed	Topspeed	laptime	pit	
1	Out		44.567	133.0	37.723	151.3		2:15.628		8	41.497		39.816	<u>138.3</u>	<u>31.910</u>	158.8			1:53.223	
2	42.817		41.357	<u>138.3</u>	33.611	<u>163.6</u>		1:57.785		9	40.930		39.694	137.2	32.395	158.8			1:53.019	
3	1:03.874		41.330	135.0	33.879	160.0		2:19.083		10	41.511		39.372	136.4	32.840	160.5			1:53.723	
4	42.261		40.567	135.7	33.362	155.8		1:56.190		11	41.128		39.276	136.4	32.155	158.4			1:52.559	
5	41.905		40.203	136.5	32.705	159.5		1:54.813		12	<u>40.780</u>		<u>39.201</u>	137.6	31.938	159.8			<u>1:51.919</u>	
6	41.518		40.072	137.2	32.867	161.2		1:54.457		13	40.853		42.052	136.5	32.307	160.2			1:55.212	
7	41.211		39.664	137.8	32.455	160.7		1:53.330		14										

20 Hagen Wiedemann										KTM RC390										
lap	Sect-1	Speed	Sect-2	Speed	Sect-3	Speed	TopSpeed	laptime	pit	lap	Sect-1	Speed	Sect-2	Speed	Sect-3	Speed	Topspeed	laptime	pit	
1	Out		43.847	131.7	35.334	158.6		2:13.487		8	40.032		38.005	138.6	In	161.9			2:00.396	P
2	43.245		40.487	136.4	32.983	159.1		1:56.715		9	Out	<u>44.6</u>	38.178	136.7	31.082	163.4			3:09.983	
3	41.350		38.571	137.1	31.736	162.7		1:51.657		10	39.644		37.587	134.7	31.609	164.6			1:48.840	
4	40.122		37.707	138.3	31.032	163.4		1:48.861		11	39.565		37.625	140.4	31.074	162.9			1:48.264	
5	39.730		37.344	141.4	<u>30.803</u>	<u>165.1</u>		1:47.877		12	39.585		37.381	139.5	30.901	163.1			1:47.867	
6	39.980		37.328	139.7	30.905	163.6		1:48.213		13	<u>39.339</u>		<u>37.253</u>	<u>141.5</u>	31.135	163.1			<u>1:47.727</u>	
7	39.622		37.279	139.4	31.015	164.1		1:47.916		14										

21 Marlon Schroeder										KTM RC390										
lap	Sect-1	Speed	Sect-2	Speed	Sect-3	Speed	TopSpeed	laptime	pit	lap	Sect-1	Speed	Sect-2	Speed	Sect-3	Speed	Topspeed	laptime	pit	
1	Out		44.179	130.0	33.456	159.8		2:10.704		8	Out		45.439	97.4	31.347	157.9			2:53.009	
2	40.558		38.291	141.9	31.851	166.2		1:50.700		9	39.698		37.764	140.1	<u>30.785</u>	164.4			1:48.247	
3	40.178		37.844	140.3	31.270	165.4		1:49.292		10	39.583		38.137	139.5	31.209	165.6			1:48.929	
4	39.921		37.838	140.1	31.579	164.9		1:49.338		11	42.212		42.084	121.2	36.774	144.0			2:01.070	
5	39.502		<u>37.441</u>	141.4	30.952	169.0		<u>1:47.895</u>		12	44.088		42.530	138.5	34.355	116.3			2:00.973	
6	<u>39.126</u>		38.381	141.5	30.884	164.9		1:48.391		13	39.813		38.390	142.3	32.382	168.8			1:50.585	
7	39.803		37.621	<u>143.4</u>	In	<u>169.8</u>		1:55.677	P	14										



# Int. ADAC Motorradpreis von Niedersachsen

ADAC Niedersachsen - Sachsen Anhalt e.V.

ADAC Junior Cup powered by KTM - Qualifying 1

20 - 22 June 2014

Laps and Sector Times

Oschersleben - 3667 mtr.

23 Kenny Leibold										KTM RC390									
lap	Sect-1	Speed	Sect-2	Speed	Sect-3	Speed	TopSpeed	laptime	pit	lap	Sect-1	Speed	Sect-2	Speed	Sect-3	Speed	Topspeed	laptime	pit
1	40.637		38.400	139.7	31.466	162.7		1:50.503		8	38.817		38.048	144.8	31.055	147.7		1:47.920	
2	40.034		37.688	136.2	31.083	164.6		1:48.805		9	38.994		37.600	142.9	30.747	165.9		1:47.341	
3	39.665		37.645	139.2	31.107	164.1		1:48.417		10	38.706		38.122	143.2	35.229	132.2		1:52.057	
4	39.956		40.824	132.7	30.952	167.4		1:51.732		11	39.107		37.250	145.7	30.727	166.4		1:47.084	
5	38.955		37.127	142.3	30.580	165.6		1:46.662		12	38.794		36.811	142.1	30.825	167.7		1:46.430	
6	42.352		38.235	119.5	30.858	161.4		1:51.445		13	38.670		38.140	146.5	31.304	166.7		1:48.114	
7	38.759		36.737	143.0	30.318	167.7		1:45.814		14									

25 Jessica Langstädtler										KTM RC390									
lap	Sect-1	Speed	Sect-2	Speed	Sect-3	Speed	TopSpeed	laptime	pit	lap	Sect-1	Speed	Sect-2	Speed	Sect-3	Speed	Topspeed	laptime	pit
1	Out		43.158	136.2	37.879	155.8		2:15.092		8	42.222		41.680	135.5	33.990	157.7		1:57.892	
2	43.523		41.532	142.7	33.951	162.4		1:59.006		9	42.212		40.045	141.0	32.167	164.6		1:54.424	
3	41.496		40.150	140.8	32.720	164.1		1:54.366		10	41.079		39.853	137.4	32.643	161.7		1:53.575	
4	41.355		40.304	141.2	32.674	154.3		1:54.333		11	40.884		39.888	138.5	35.366	162.2		1:56.138	
5	40.656		39.560	141.9	32.413	165.9		1:52.629		12	44.118		42.853	136.2	33.771	151.0		2:00.742	
6	40.954		39.736	140.6	32.617	163.4		1:53.307		13	42.266		42.157	137.2	34.587	151.3		1:59.010	
7	41.397		43.402	136.2	36.719	147.7		2:01.518		14									

26 Toni Thurmayer										KTM RC390									
lap	Sect-1	Speed	Sect-2	Speed	Sect-3	Speed	TopSpeed	laptime	pit	lap	Sect-1	Speed	Sect-2	Speed	Sect-3	Speed	Topspeed	laptime	pit
1	Out		42.199	135.3	34.276	165.6		2:08.438		8	39.902		37.744	140.3	31.363	168.0		1:49.009	
2	41.445		38.850	142.7	32.323	169.5		1:52.618		9	40.340		39.543	139.0	35.588	163.6		1:55.471	
3	40.534		38.605	141.4	31.913	165.9		1:51.052		10	43.629		38.919	131.4	31.490	166.7		1:54.038	
4	40.584		38.749	139.7	31.749	164.6		1:51.082		11	40.193		37.987	139.4	32.611	164.4		1:50.791	
5	40.026		38.065	141.4	31.627	165.6		1:49.718		12	40.047		38.100	139.9	31.421	164.1		1:49.568	
6	41.134		46.254	120.3	32.871	123.0		2:00.259		13	40.237		37.988	140.3	31.415	164.9		1:49.640	
7	40.224		38.051	143.2	31.384	168.8		1:49.659		14	40.401		38.017	139.4	In	165.1		2:10.926	P

51 Jirka Mrkývka										KTM RC390									
lap	Sect-1	Speed	Sect-2	Speed	Sect-3	Speed	TopSpeed	laptime	pit	lap	Sect-1	Speed	Sect-2	Speed	Sect-3	Speed	Topspeed	laptime	pit
1	Out		46.945	131.4	35.171	161.4		2:13.631		8	38.748		36.847	145.7	30.380	169.0		1:45.975	
2	41.898		39.004	143.8	32.632	165.1		1:53.534		9	38.847		37.488	143.2	30.680	162.9		1:47.015	
3	40.054		38.116	140.3	31.466	165.4		1:49.636		10	38.825		37.496	139.2	30.619	166.4		1:46.940	
4	39.359		37.775	141.9	31.200	165.1		1:48.334		11	38.744		37.460	145.0	31.362	165.6		1:47.566	
5	39.066		37.753	142.1	30.860	165.1		1:47.679		12	38.958		38.241	145.9	30.829	168.8		1:48.028	
6	39.008		37.693	141.5	31.036	165.1		1:47.737		13	38.862		37.550	141.7	30.875	165.4		1:47.287	
7	38.885		37.553	143.2	30.914	165.6		1:47.352		14	38.483		37.141	145.0	30.415	169.8		1:46.039	

52 Petr Voslajer										KTM RC390									
lap	Sect-1	Speed	Sect-2	Speed	Sect-3	Speed	TopSpeed	laptime	pit	lap	Sect-1	Speed	Sect-2	Speed	Sect-3	Speed	Topspeed	laptime	pit
1	Out		41.462	138.1	32.913	163.4		2:03.700		8	39.235		37.263	142.9	In	168.2		2:00.016	P
2	40.518		38.257	140.6	31.105	163.9		1:49.880		9	Out		37.510	142.5	31.191	167.4		3:22.104	
3	40.271		37.739	140.1	30.867	164.9		1:48.877		10	39.056		37.177	142.5	34.648	161.0		1:50.881	
4	39.421		37.211	140.6	30.698	166.4		1:47.330		11	38.862		36.987	144.0	30.491	167.7		1:46.340	
5	39.062		37.268	140.6	30.648	165.6		1:46.978		12	38.865		37.271	141.9	30.425	166.4		1:46.561	
6	39.003		37.095	142.7	30.608	166.2		1:46.706		13	38.728		37.782	141.5	31.192	168.8		1:47.702	
7	39.166		39.265	140.3	30.613	148.6		1:49.044		14									

53 Michaël Verbrugge										KTM RC390									
lap	Sect-1	Speed	Sect-2	Speed	Sect-3	Speed	TopSpeed	laptime	pit	lap	Sect-1	Speed	Sect-2	Speed	Sect-3	Speed	Topspeed	laptime	pit
1	Out		43.650	137.2	35.824	162.4		2:09.940		8	39.615		37.712	141.2	31.192	166.2		1:48.519	
2	42.057		40.134	141.0	32.978	167.4		1:55.169		9	55.683		42.759	83.7	31.387	164.1		2:09.829	
3	40.530		38.926	140.6	32.076	166.9		1:51.532		10	39.636		37.605	141.2	31.270	166.2		1:48.511	
4	39.752		39.163	143.0	31.551	165.6		1:50.466		11	39.579		37.671	140.1	31.419	166.7		1:48.669	

# Int. ADAC Motorradpreis von Niedersachsen

ADAC Niedersachsen - Sachsen Anhalt e.V.

**ADAC Junior Cup powered by KTM - Qualifying 1**

**20 - 22 June 2014**

**Laps and Sector Times**

**Oschersleben - 3667 mtr.**

5	39.766	38.019	143.4	31.454	<u>168.0</u>	1:49.239	12	39.419	<u>37.529</u>	143.4	31.181	164.4	<u>1:48.129</u>
6	<u>39.262</u>	37.853	<u>144.2</u>	<u>31.036</u>	165.9	1:48.151	13	40.360	47.410	127.8	39.030	86.3	2:06.800
7	39.395	37.755	141.7	31.433	166.4	1:48.583	14						

54 Joel Kugler										KTM RC390									
lap	Sect-1	Speed	Sect-2	Speed	Sect-3	Speed	TopSpeed	laptime	pit	lap	Sect-1	Speed	Sect-2	Speed	Sect-3	Speed	Topspeed	laptime	pit
1	Out		46.801	129.7	37.182	159.1		2:21.176		8	42.261		41.056	136.0	33.032	162.2		1:56.349	
2	45.023		42.490	134.3	34.641	161.0		2:02.154		9	41.519		40.503	137.9	33.108	164.6		1:55.130	
3	43.400		42.086	133.3	33.896	163.9		1:59.382		10	41.245		41.187	138.8	33.854	154.3		1:56.286	
4	42.894		40.922	135.2	33.489	164.4		1:57.305		11	<u>41.097</u>		40.536	140.3	33.026	163.9		<u>1:54.659</u>	
5	41.971		40.839	137.2	33.354	164.1		1:56.164		12	41.308		<u>40.351</u>	137.8	33.288	164.6		1:54.947	
6	42.204		40.513	136.4	33.187	163.1		1:55.904		13	41.262		40.896	<u>140.4</u>	32.934	164.1		1:55.092	
7	41.811		40.355	136.0	<u>32.923</u>	<u>165.6</u>		1:55.089		14									

84 Tim Holtz										KTM RC390 Cup									
lap	Sect-1	Speed	Sect-2	Speed	Sect-3	Speed	TopSpeed	laptime	pit	lap	Sect-1	Speed	Sect-2	Speed	Sect-3	Speed	Topspeed	laptime	pit
1	Out		43.743	137.4	35.025	164.4		2:11.460		5	39.887		38.736	<u>142.7</u>	31.480	168.2		1:50.103	
2	41.878		39.379	139.0	32.606	161.7		1:53.863		6	<u>39.383</u>		<u>37.615</u>	138.3	31.217	161.9		<u>1:48.215</u>	
3	40.842		38.600	139.7	32.092	<u>169.0</u>		1:51.534		7	39.471		37.676	139.4	31.116	163.1		1:48.263	
4	39.932		37.621	139.2	<u>31.028</u>	164.4		1:48.581		8									

# Int. ADAC Motorradpreis von Niedersachsen

ADAC Niedersachsen - Sachsen Anhalt e.V.

## ADAC Junior Cup powered by KTM - Qualifying 1 Sector analyse

20 - 22 June 2014  
Oschersleben - 3667 mtr.

Pos	Nbr	Name / Team name	Sector 1			Sector 2			Sector 3			Theoretical best	Actual best	In
			time	Lap	pos	time	Lap	pos	time	Lap	pos			
1	6	Lukas Tulovic (GER)	38.392	8	4	36.203	9	1	30.050	9	1	1:44.645	<b>1:44.693</b>	<b>9</b>
2	7	Tim Georgi (GER)	37.896	11	1	36.554	10	3	30.155	13	3	1:44.605	<b>1:44.940</b>	<b>13</b>
3	4	Matthias Meggle (GER)	38.426	14	5	36.540	13	2	30.131	13	2	1:45.097	<b>1:45.318</b>	<b>13</b>
4	3	Dennis Norick Stelzer (GER)	38.485	13	7	36.581	13	4	30.299	12	5	1:45.365	<b>1:45.466</b>	<b>13</b>
5	8	Maximilian Sohnius (GER)	38.314	14	3	36.605	7	5	30.587	7	12	1:45.506	<b>1:45.758</b>	<b>7</b>
6	11	Pedro John (GER)	37.983	14	2	36.897	8	9	30.349	6	8	1:45.229	<b>1:45.768</b>	<b>8</b>
7	23	Kenny Leibold (GER)	38.670	13	9	36.737	7	6	30.318	7	7	1:45.725	<b>1:45.814</b>	<b>7</b>
8	17	Marc Zellhöfer (GER)	38.570	5	8	36.871	13	8	30.172	13	4	1:45.613	<b>1:45.929</b>	<b>13</b>
9	51	Jirka Mrkvicka (CZE)	38.483	14	6	36.847	8	7	30.380	8	9	1:45.710	<b>1:45.975</b>	<b>8</b>
10	52	Petr Voslajer (CZE)	38.728	13	10	36.987	11	10	30.425	12	10	1:46.140	<b>1:46.340</b>	<b>11</b>
11	5	Jonas Hähle (GER)	38.959	10	12	37.449	13	14	30.304	12	6	1:46.712	<b>1:47.091</b>	<b>12</b>
12	12	Leon Langstädtler (GER)	39.013	7	14	37.282	5	12	30.633	4	13	1:46.928	<b>1:47.225</b>	<b>5</b>
13	2	Tim Aydin (GER)	39.009	13	13	37.761	13	19	30.560	7	11	1:47.330	<b>1:47.452</b>	<b>13</b>
14	20	Hagen Wiedemann (GER)	39.339	13	18	37.253	13	11	30.803	5	15	1:47.395	<b>1:47.727</b>	<b>13</b>
15	21	Marlon Schroeder (GER)	39.126	6	15	37.441	5	13	30.785	9	14	1:47.352	<b>1:47.895</b>	<b>5</b>
16	1	Dominic Kaßner (GER)	38.748	7	11	37.701	6	17	31.040	8	18	1:47.489	<b>1:47.897</b>	<b>7</b>
17	53	Michaël Verbrugge (BEL)	39.262	6	16	37.529	12	15	31.036	6	17	1:47.827	<b>1:48.129</b>	<b>12</b>
18	84	Tim Holtz (GER)	39.383	6	19	37.615	6	16	31.028	4	16	1:48.026	<b>1:48.215</b>	<b>6</b>
19	26	Toni Thurmayer (GER)	39.902	8	20	37.744	8	18	31.363	8	19	1:49.009	<b>1:49.009</b>	<b>8</b>
20	14	Jendrik Sättele (GER)	39.270	7	17	38.518	11	21	31.546	7	21	1:49.334	<b>1:49.500</b>	<b>7</b>
21	9	Milan Wiedemann (GER)	40.073	8	21	37.975	8	20	31.474	7	20	1:49.522	<b>1:49.638</b>	<b>8</b>
22	19	Chris Leibold (GER)	40.780	12	23	39.201	12	22	31.910	8	22	1:51.891	<b>1:51.919</b>	<b>12</b>
23	25	Jessica Langstädtler (GER)	40.656	5	22	39.560	5	24	32.167	9	23	1:52.383	<b>1:52.629</b>	<b>5</b>
24	16	Yannik Tuisel (GER)	41.334	11	25	39.396	13	23	32.534	13	24	1:53.264	<b>1:53.529</b>	<b>13</b>
25	54	Joel Kugler (SUI)	41.097	11	24	40.351	12	25	32.923	7	25	1:54.371	<b>1:54.659</b>	<b>11</b>

# Int. ADAC Motorradpreis von Niedersachsen

ADAC Niedersachsen - Sachsen Anhalt e.V.

## ADAC Junior Cup powered by KTM - Qualifying 2

20 - 22 June 2014

Oschersleben - 3667 mtr.


Pos	Nbr	Name / Entrant	Motorcycle / City	Fastest	In	Gap	Diff	Laps	Km/h
1	4	Matthias Meggle ADAC Team Südbayern e.V.	KTM RC390 Reicholzried	<b>1:45.013</b>	<b>14</b>			14	125.71
2	7	Tim Georgi ADAC Berlin Brandenburg e.V./Team Bergau	KTM RC390 Berlin	<b>1:45.110</b>	<b>7</b>	0.097	0.097	13	125.59
3	6	Lukas Tulovic ADAC Nordbaden e.V./Leviator RT Germany	KTM RC390 Eberbach	<b>1:45.338</b>	<b>11</b>	0.325	0.228	14	125.32
4	11	Pedro John ADAC Württemberg e.V.	KTM RC390 Ulm	<b>1:45.537</b>	<b>13</b>	0.524	0.199	14	125.09
5	17	Marc Zellhöfer ADAC Nordbayern e.V.	KTM RC390 Fürth	<b>1:45.657</b>	<b>4</b>	0.644	0.120	11	124.94
6	3	Dennis Norick Stelzer ADAC Sachsen e.V./Beinlich Racing Team	KTM RC390 Dohma	<b>1:45.658</b>	<b>12</b>	0.645	0.001	14	124.94
7	52	Petr Voslajer AMK Czech Budejovice	KTM RC390 Ratboř	<b>1:45.798</b>	<b>12</b>	0.785	0.140	13	124.78
8	8	Maximilian Sohnus ADAC Team Südbayern e.V.	KTM RC390 Hausham	<b>1:46.658</b>	<b>7</b>	1.645	0.860	14	123.77
9	5	Jonas Hähle ADAC Racing Team AMC Sachsenring e.V.	KTM RC390 Lugau	<b>1:46.867</b>	<b>11</b>	1.854	0.209	14	123.53
10	23	Kenny Leibold ADAC Württemberg e.V.	KTM RC390 Schlierbach	<b>1:47.061</b>	<b>11</b>	2.048	0.194	12	123.31
11	51	Jirka Mrkývka	KTM RC390 Brno	<b>1:47.444</b>	<b>13</b>	2.431	0.383	13	122.87
12	2	Tim Aydin ADAC Hessen Thüringen e.V.	KTM RC390 Aschaffenburg	<b>1:47.699</b>	<b>9</b>	2.686	0.255	13	122.57
13	12	Leon Langstädtler ADAC Hessen Thüringen e.V.	KTM RC390 Idstein	<b>1:47.761</b>	<b>11</b>	2.748	0.062	13	122.50
14	20	Hagen Wiedemann ADAC Westfalen e.V. Bereich Sport	KTM RC390 Everswinkel	<b>1:47.853</b>	<b>4</b>	2.840	0.092	8	122.40
15	84	Tim Holtz	KTM RC390	<b>1:47.988</b>	<b>14</b>	2.975	0.135	14	122.25
16	53	Michaël Verbrugge Team Motorsportschool Zolder	KTM RC390 Kessel	<b>1:48.171</b>	<b>8</b>	3.158	0.183	14	122.04
17	26	Toni Thurmayer ADAC Nordbayern e.V.	KTM RC390 Stockstadt	<b>1:48.294</b>	<b>12</b>	3.281	0.123	14	121.90
18	14	Jendrik Sättele ADAC Württemberg e.V.	KTM RC390 Balingen	<b>1:49.659</b>	<b>11</b>	4.646	1.365	12	120.38
19	21	Marlon Schroeder ADAC Westfalen e.V. Bereich Sport	KTM RC390 Datteln	<b>1:50.452</b>	<b>2</b>	5.439	0.793	3	119.52
20	9	Milan Wiedemann ADAC Westfalen e.V. Bereich Sport	KTM RC390 Everswinkel	<b>1:50.758</b>	<b>4</b>	5.745	0.306	13	119.19
21	19	Chris Leibold	KTM RC390 Schlierbach	<b>1:50.993</b>	<b>8</b>	5.980	0.235	9	118.94
22	16	Yannik Tuisel ADAC e.V. Bereich Jugend und Sport	KTM RC390 Gladenbach	<b>1:52.374</b>	<b>12</b>	7.361	1.381	13	117.48
23	1	Dominic Kaßner ADAC Racing Team AMC Sachsenring e.V.	KTM RC390 Kemtau	<b>1:52.467</b>	<b>2</b>	7.454	0.093	4	117.38
24	25	Jessica Langstädtler ADAC Hessen Thüringen e.V.	KTM RC390 Idstein	<b>1:53.100</b>	<b>6</b>	8.087	0.633	13	116.72
25	54	Joel Kugler	KTM RC390 Rebstein	<b>1:53.796</b>	<b>11</b>	8.783	0.696	13	116.01

Fastest time : 1:45.013 in lap 14 by nbr. 4 : Matthias Meggle (KTM RC390)

**Publication-time**

Results and Laptimes : [www.raceresults.at](http://www.raceresults.at)

Timekeeping by : SDO SportTiming

Clerk of the Course	Steward	Timekeeper	
Ralph Bohnhorst	Rüdiger Merdes	Bernd Jung	

## Int. ADAC Motorradpreis von Niedersachsen

ADAC Niedersachsen - Sachsen Anhalt e.V.

**ADAC Junior Cup powered by KTM - Qualifying 2**  
**Laptimes**

**20 - 22 June 2014**  
**Oschersleben - 3667 mtr.**

Nbr	Name	Laps	lap	Lap ..1	Lap ..2	Lap ..3	Lap ..4	Lap ..5	Lap ..6	Lap ..7	Lap ..8	Lap ..9	Lap ..0
4	Matthias Meggle	14	1 - 10	2:00.403	1:50.217	1:47.140	1:46.823	1:46.358	1:45.828	1:48.277	1:45.660	1:45.388	1:45.404
			11 - 20	1:47.720	1:45.884	1:46.230	1:45.013						
7	Tim Georgi	13	1 - 10	2:04.354	1:49.516	1:49.324	1:46.429	1:45.674	1:46.207	1:45.110	2:01.618	3:44.523	1:49.183
			11 - 20	1:45.515	1:46.137	1:45.110							
6	Lukas Tulovic	14	1 - 10	2:23.924	2:21.125	1:47.120	1:47.225	1:45.862	1:45.989	1:45.595	1:45.434	1:45.941	1:45.590
			11 - 20	1:45.338	1:45.509	1:45.955	1:45.612						
11	Pedro John	14	1 - 10	1:59.212	1:48.483	1:47.280	1:46.379	1:52.969	1:47.015	1:46.139	1:45.971	1:45.822	1:45.815
			11 - 20	1:46.650	1:45.805	1:45.537	1:50.714						
17	Marc Zellhöfer	11	1 - 10	1:52.488	1:48.256	1:46.994	1:45.657	1:52.043	1:45.854	1:46.571	1:48.408	1:45.739	1:45.750
			11 - 20	1:45.885									
3	Dennis Norick Stelzer	14	1 - 10	2:02.720	1:49.327	1:48.123	1:49.633	1:46.054	1:47.961	1:46.321	1:45.925	1:45.869	1:45.966
			11 - 20	1:46.155	1:45.658	1:45.968	1:46.060						
52	Petr Voslajer	13	1 - 10	1:59.964	1:51.652	1:48.336	1:46.852	1:46.125	1:46.724	1:46.834	1:46.504	1:55.315	3:13.651
			11 - 20	1:46.041	1:45.798	1:48.911							
8	Maximilian Sohnus	14	1 - 10	1:58.228	1:48.938	1:47.791	1:47.073	1:52.218	1:47.788	1:46.658	1:49.195	1:47.705	1:47.120
			11 - 20	1:49.358	1:47.465	1:50.096	1:47.048						
5	Jonas Hähle	14	1 - 10	2:17.266	2:19.380	1:49.152	1:48.849	1:48.401	1:49.636	1:47.721	1:48.414	1:48.339	1:47.693
			11 - 20	1:46.867	1:46.921	1:47.099	1:47.710						
23	Kenny Leibold	12	1 - 10	1:58.366	1:52.336	1:48.105	1:47.584	2:02.217	4:37.414	1:50.154	1:48.458	1:54.015	1:57.162
			11 - 20	1:47.061	2:19.445								
51	Jirka Mrkývka	13	1 - 10	2:09.673	1:53.216	1:48.463	1:49.441	1:48.863	1:48.288	1:51.675	1:56.849	3:19.386	1:49.631
			11 - 20	1:47.644	1:48.045	1:47.444							
2	Tim Aydin	13	1 - 10	2:01.628	1:49.221	1:49.058	1:48.139	1:48.071	2:06.060	2:55.245	1:48.528	1:47.699	1:49.828
			11 - 20	1:48.838	1:47.707	1:49.765							
12	Leon Langstädtler	13	1 - 10	2:04.620	1:52.995	1:48.146	1:49.019	1:49.102	1:59.594	2:50.744	1:49.730	1:48.922	1:50.473
			11 - 20	1:47.761	1:48.239	1:50.308							
20	Hagen Wiedemann	8	1 - 10	2:00.949	1:49.355	1:48.481	1:47.853	1:54.653	1:49.476	2:01.167	3:58.806		
			11 - 20										
84	Tim Holtz	14	1 - 10	2:07.727	1:52.352	1:50.600	1:50.757	1:49.516	1:48.841	1:49.694	1:48.568	1:56.762	1:48.276
			11 - 20	1:48.007	1:48.199	1:48.152	1:47.988						
53	Michaël Verbrugge	14	1 - 10	2:06.952	1:52.316	1:49.960	1:52.709	1:50.463	1:48.794	1:48.548	1:48.171	2:12.663	1:48.399
			11 - 20	1:48.693	1:49.295	1:48.802	1:48.929						
26	Toni Thurmayer	14	1 - 10	2:03.880	1:50.193	1:50.157	1:49.716	1:49.856	1:49.303	1:50.173	1:49.160	1:53.470	1:49.114
			11 - 20	1:50.894	1:48.294	1:48.714	1:48.791						
14	Jendrik Sättele	12	1 - 10	2:06.951	1:53.713	1:52.397	1:49.788	1:51.355	2:03.599	5:07.668	1:51.047	1:49.932	1:51.488
			11 - 20	1:49.659	1:50.770								

## Int. ADAC Motorradpreis von Niedersachsen

ADAC Niedersachsen - Sachsen Anhalt e.V.

**ADAC Junior Cup powered by KTM - Qualifying 2**

**20 - 22 June 2014**

**Laptimes**

**Oschersleben - 3667 mtr.**

Nbr	Name	Laps	lap	Lap ..1	Lap ..2	Lap ..3	Lap ..4	Lap ..5	Lap ..6	Lap ..7	Lap ..8	Lap ..9	Lap ..0
21	Marlon Schroeder	3	1 - 10	2:00.279	1:50.452	1:55.113							
9	Milan Wiedemann	13	1 - 10	2:04.447	1:53.054	1:51.854	1:50.758	1:50.821	1:51.923	1:53.297	2:11.004	3:08.769	1:52.854
			11 - 20	1:51.784	1:53.663	1:50.948							
19	Chris Leibold	9	1 - 10	2:05.479	1:53.704	1:59.924	1:55.082	1:52.073	1:51.154	1:51.009	1:50.993	1:51.045	
16	Yannik Tuisel	13	1 - 10	2:06.158	1:55.773	1:54.945	1:55.638	1:54.472	1:54.542	1:53.465	1:53.461	1:53.442	1:55.137
			11 - 20	1:52.570	1:52.374	1:52.817							
1	Dominic Kaßner	4	1 - 10	2:18.319	1:52.467	2:09.321	2:30.447						
25	Jessica Langstädtler	13	1 - 10	2:04.839	1:56.410	1:53.904	1:53.135	1:55.572	1:53.100	1:54.113	2:00.809	1:55.048	1:55.643
			11 - 20	1:54.038	1:58.326	1:54.877							
54	Joel Kugler	13	1 - 10	2:16.226	1:59.233	1:57.426	1:56.721	1:56.738	1:55.864	1:54.789	1:56.204	1:53.811	1:54.879
			11 - 20	1:53.796	1:54.495	1:55.536							

# Int. ADAC Motorradpreis von Niedersachsen

ADAC Niedersachsen - Sachsen Anhalt e.V.

## ADAC Junior Cup powered by KTM - Qualifying 2 Laps and Sector Times

20 - 22 June 2014  
Oschersleben - 3667 mtr.

1										Dominic KaBner										KTM RC390											
lap	Sect-1	Speed	Sect-2	Speed	Sect-3	Speed	TopSpeed	laptime	pit	lap	Sect-1	Speed	Sect-2	Speed	Sect-3	Speed	Topspeed	laptime	pit	lap	Sect-1	Speed	Sect-2	Speed	Sect-3	Speed	Topspeed	laptime	pit		
1	Out		40.601	133.3	32.829	163.4		2:18.319		3	<u>39.488</u>		<u>38.526</u>	<u>143.4</u>	In	<u>169.8</u>			2:09.321	P	4	Out	<u>39.2</u>	41.293	131.4	32.769	155.4			2:30.447	
2		41.357	38.742	138.1	<u>32.368</u>	169.3		<u>1:52.467</u>																							

2										Tim Aydin										KTM RC390										
lap	Sect-1	Speed	Sect-2	Speed	Sect-3	Speed	TopSpeed	laptime	pit	lap	Sect-1	Speed	Sect-2	Speed	Sect-3	Speed	Topspeed	laptime	pit	lap	Sect-1	Speed	Sect-2	Speed	Sect-3	Speed	Topspeed	laptime	pit	
1	Out		41.527	128.4	31.659	164.9		2:01.628		8	39.663		37.851	139.7	31.014	165.9			1:48.528											
2		40.165	38.210	138.3	30.846	163.9		1:49.221		9	39.326		37.730	142.1	<u>30.643</u>	<u>167.2</u>			<u>1:47.699</u>											
3		39.639	38.330	139.5	31.089	163.4		1:49.058		10	40.210		38.061	138.6	31.557	163.1			1:49.828											
4		39.617	37.875	139.2	30.647	166.9		1:48.139		11	39.672		38.032	140.8	31.134	163.4			1:48.838											
5		39.120	38.011	135.3	30.940	163.9		1:48.071		12	39.591		<u>37.455</u>	<u>142.7</u>	30.661	165.6			1:47.707											
6		39.734	38.373	139.2	In	156.1		2:06.060	P	13	<u>39.024</u>		39.141	<u>142.7</u>	31.600	166.4			1:49.765											
7	Out		38.669	135.5	31.108	163.4		2:55.245		14																				

3										Dennis Norick Stelzer										KTM RC390										
lap	Sect-1	Speed	Sect-2	Speed	Sect-3	Speed	TopSpeed	laptime	pit	lap	Sect-1	Speed	Sect-2	Speed	Sect-3	Speed	Topspeed	laptime	pit	lap	Sect-1	Speed	Sect-2	Speed	Sect-3	Speed	Topspeed	laptime	pit	
1	Out		41.584	132.7	34.102	168.0		2:02.720		8	38.786		36.762	141.5	30.377	171.4			1:45.925											
2		39.806	38.354	139.0	31.167	169.0		1:49.327		9	38.915		<u>36.587</u>	142.3	30.367	172.0			1:45.869											
3		40.114	37.215	139.9	30.794	171.7		1:48.123		10	38.908		36.780	141.9	30.278	172.0			1:45.966											
4		40.775	38.256	101.4	30.602	172.2		1:49.633		11	38.696		36.682	142.7	30.777	170.3			1:46.155											
5		<u>38.513</u>	36.912	144.4	30.629	170.1		1:46.054		12	38.631		36.854	<u>145.0</u>	<u>30.173</u>	170.6			<u>1:45.658</u>											
6		39.901	37.449	131.1	30.611	169.3		1:47.961		13	38.523		37.193	<u>145.0</u>	30.252	<u>173.9</u>			1:45.968											
7		38.879	36.979	141.5	30.463	159.8		1:46.321		14	38.671		36.976	141.2	30.413	169.8			1:46.060											

4										Matthias Meggle										KTM RC390										
lap	Sect-1	Speed	Sect-2	Speed	Sect-3	Speed	TopSpeed	laptime	pit	lap	Sect-1	Speed	Sect-2	Speed	Sect-3	Speed	Topspeed	laptime	pit	lap	Sect-1	Speed	Sect-2	Speed	Sect-3	Speed	Topspeed	laptime	pit	
1	Out		41.273	140.6	34.299	167.4		2:00.403		8	38.325		36.947	144.8	30.388	171.7			1:45.660											
2		39.764	39.676	140.4	30.777	170.3		1:50.217		9	38.600		<u>36.501</u>	145.0	30.287	171.7			1:45.388											
3		38.961	37.441	144.2	30.738	167.2		1:47.140		10	38.366		36.822	139.4	30.216	<u>173.1</u>			1:45.404											
4		38.780	37.324	145.7	30.719	171.2		1:46.823		11	38.341		36.775	146.7	32.604	172.2			1:47.720											
5		38.419	37.152	<u>147.9</u>	30.787	169.8		1:46.358		12	<u>38.230</u>		37.171	147.1	30.483	170.3			1:45.884											
6		38.430	36.876	145.4	30.522	169.3		1:45.828		13	38.515		37.187	142.9	30.528	172.5			1:46.230											
7		38.509	39.345	144.6	30.423	172.2		1:48.277		14	38.302		36.546	145.0	<u>30.165</u>	171.4			<u>1:45.013</u>											

5										Jonas Hähle										KTM RC390										
lap	Sect-1	Speed	Sect-2	Speed	Sect-3	Speed	TopSpeed	laptime	pit	lap	Sect-1	Speed	Sect-2	Speed	Sect-3	Speed	Topspeed	laptime	pit	lap	Sect-1	Speed	Sect-2	Speed	Sect-3	Speed	Topspeed	laptime	pit	
1	Out		41.783	129.7	In	148.6		2:17.266	P	8	39.503		37.729	141.9	31.182	<u>168.8</u>			1:48.414											
2	Out	<u>40.0</u>	39.130	137.6	31.127	163.9		2:19.380		9	39.512		38.142	141.4	30.685	167.7			1:48.339											
3		39.793	37.802	141.2	31.557	168.0		1:49.152		10	39.603		37.554	141.4	30.536	166.7			1:47.693											
4		39.691	38.268	142.7	30.890	165.9		1:48.849		11	39.050		37.483	<u>143.0</u>	<u>30.334</u>	166.4			<u>1:46.867</u>											
5		39.673	38.163	142.3	30.565	166.2		1:48.401		12	<u>38.968</u>		37.429	142.3	30.524	168.2			1:46.921											
6		40.093	38.897	138.1	30.646	168.0		1:49.636		13	39.009		<u>37.411</u>	141.7	30.679	168.0			1:47.099											
7		39.449	37.656	142.5	30.616	168.0		1:47.721		14	39.185		37.799	141.7	30.726	167.4			1:47.710											

6										Lukas Tulovic										KTM RC390										
lap	Sect-1	Speed	Sect-2	Speed	Sect-3	Speed	TopSpeed	laptime	pit	lap	Sect-1	Speed	Sect-2	Speed	Sect-3	Speed	Topspeed	laptime	pit	lap	Sect-1	Speed	Sect-2	Speed	Sect-3	Speed	Topspeed	laptime	pit	
1	Out		40.126	130.6	In	157.4		2:23.924	P	8	38.729		36.605	140.8	<u>30.100</u>	165.4			1:45.434											
2	Out		37.534	136.2	30.964	162.7		2:21.125		9	38.830		36.647	139.5	30.464	167.4			1:45.941											
3		39.440	37.118	139.0	30.562	164.1		1:47.120		10	38.318		36.847	<u>144.0</u>	30.425	165.1			1:45.590											
4		39.488	37.143	141.2	30.594	163.6		1:47.225		11	38.401		36.658	141.4	30.279	164.9			<u>1:45.338</u>											
5		38.612	37.014	141.9	30.236	163.9		1:45.862		12	38.598		36.524	140.8	30.387	165.6			1:45.509											
6		38.933	36.663	139.9	30.393	157.9		1:45.989		13	38.779		36.740	139.4	30.436	165.9			1:45.955											
7		38.606	<u>36.510</u>	141.5	30.479	<u>169.5</u>		1:45.595		14	<u>38.205</u>		36.708	141.7	30.699	167.4			1:45.612											

# Int. ADAC Motorradpreis von Niedersachsen

ADAC Niedersachsen - Sachsen Anhalt e.V.

## ADAC Junior Cup powered by KTM - Qualifying 2 Laps and Sector Times

20 - 22 June 2014  
Oschersleben - 3667 mtr.

7 Tim Georgi										KTM RC390										
lap	Sect-1	Speed	Sect-2	Speed	Sect-3	Speed	TopSpeed	laptime	pit	lap	Sect-1	Speed	Sect-2	Speed	Sect-3	Speed	Topspeed	laptime	pit	
1	Out		41.800	138.5	32.600	168.2		2:04.354		8	39.536		39.148	133.2	In	170.9			2:01.618	P
2	40.303		38.195	141.4	31.018	168.8		1:49.516		9	Out		38.415	140.6	30.860	169.5			3:44.523	
3	39.044		38.482	144.2	31.798	170.6		1:49.324		10	38.482		38.669	147.1	32.032	156.1			1:49.183	
4	38.737		37.195	145.9	30.497	171.4		1:46.429		11	38.521		36.712	146.7	30.282	174.5			1:45.515	
5	38.347		37.002	148.4	30.325	170.6		1:45.674		12	38.330		36.925	144.8	30.882	170.9			1:46.137	
6	38.649		37.020	144.6	30.538	170.6		1:46.207		13	38.416		36.592	144.4	30.102	172.0			1:45.110	
7	38.159		36.676	145.2	30.275	170.6		1:45.110		14										

8 Maximilian Sohnus										KTM RC390										
lap	Sect-1	Speed	Sect-2	Speed	Sect-3	Speed	TopSpeed	laptime	pit	lap	Sect-1	Speed	Sect-2	Speed	Sect-3	Speed	Topspeed	laptime	pit	
1	Out		39.683	132.8	31.882	162.7		1:58.228		8	40.799		37.345	139.5	31.051	165.4			1:49.195	
2	39.901		37.973	137.9	31.064	163.1		1:48.938		9	39.544		37.268	138.6	30.893	165.1			1:47.705	
3	39.457		37.319	138.8	31.015	165.9		1:47.791		10	39.230		37.131	139.9	30.759	166.7			1:47.120	
4	39.554		36.816	143.8	30.703	171.4		1:47.073		11	38.866		37.480	141.7	33.012	156.3			1:49.358	
5	38.633		42.445	144.8	31.140	162.7		1:52.218		12	39.025		37.405	144.0	31.035	166.7			1:47.465	
6	39.623		37.254	141.2	30.911	166.7		1:47.788		13	39.258		39.334	145.6	31.504	134.3			1:50.096	
7	38.737		37.258	142.3	30.663	168.2		1:46.658		14	38.999		37.199	140.1	30.850	165.4			1:47.048	

9 Milan Wiedemann										KTM RC390										
lap	Sect-1	Speed	Sect-2	Speed	Sect-3	Speed	TopSpeed	laptime	pit	lap	Sect-1	Speed	Sect-2	Speed	Sect-3	Speed	Topspeed	laptime	pit	
1	Out		40.361	131.1	33.765	167.4		2:04.447		8	40.648		38.911	137.6	In	166.4			2:11.004	P
2	40.863		39.936	139.4	32.255	169.0		1:53.054		9	Out	38.2	39.313	136.2	32.225	165.9			3:08.769	
3	40.346		39.498	137.6	32.010	169.8		1:51.854		10	40.900		38.973	138.3	32.981	161.4			1:52.854	
4	40.413		38.619	139.4	31.726	171.4		1:50.758		11	40.424		39.009	138.1	32.351	165.1			1:51.784	
5	39.947		39.053	141.0	31.821	163.6		1:50.821		12	41.078		39.465	135.5	33.120	157.4			1:53.663	
6	40.535		39.098	137.1	32.290	164.9		1:51.923		13	40.417		38.496	138.5	32.035	168.8			1:50.948	
7	40.872		39.499	136.9	32.926	158.1		1:53.297		14										

11 Pedro John										KTM RC390										
lap	Sect-1	Speed	Sect-2	Speed	Sect-3	Speed	TopSpeed	laptime	pit	lap	Sect-1	Speed	Sect-2	Speed	Sect-3	Speed	Topspeed	laptime	pit	
1	Out		39.006	139.7	31.725	166.9		1:59.212		8	38.578		36.972	143.8	30.421	169.3			1:45.971	
2	39.614		37.666	142.7	31.203	168.8		1:48.483		9	38.557		36.834	144.4	30.431	169.3			1:45.822	
3	38.830		37.360	145.0	31.090	171.2		1:47.280		10	38.453		36.858	145.4	30.504	173.6			1:45.815	
4	38.799		36.991	144.8	30.589	169.0		1:46.379		11	38.399		36.792	145.4	31.459	162.4			1:46.650	
5	38.576		43.668	146.1	30.725	163.6		1:52.969		12	38.433		37.070	147.5	30.302	166.7			1:45.805	
6	38.988		37.309	139.2	30.718	168.2		1:47.015		13	38.337		36.753	146.3	30.447	170.9			1:45.537	
7	38.698		37.088	143.0	30.353	169.3		1:46.139		14	40.242		39.441	123.9	31.031	167.4			1:50.714	

12 Leon Langstädtler										KTM RC390										
lap	Sect-1	Speed	Sect-2	Speed	Sect-3	Speed	TopSpeed	laptime	pit	lap	Sect-1	Speed	Sect-2	Speed	Sect-3	Speed	Topspeed	laptime	pit	
1	Out		42.863	133.8	34.628	161.7		2:04.620		8	40.046		37.994	140.1	31.690	164.6			1:49.730	
2	41.771		39.044	138.5	32.180	168.2		1:52.995		9	39.686		37.987	139.5	31.249	163.6			1:48.922	
3	39.281		37.654	140.3	31.211	166.2		1:48.146		10	39.927		38.064	138.3	32.482	160.7			1:50.473	
4	39.302		37.963	141.7	31.754	165.1		1:49.019		11	39.329		37.690	141.7	30.742	167.2			1:47.761	
5	39.669		38.239	141.0	31.194	163.1		1:49.102		12	39.330		37.703	140.3	31.206	164.4			1:48.239	
6	39.723		38.530	136.5	In	163.1		1:59.594	P	13	39.882		38.896	132.2	31.530	162.7			1:50.308	
7	Out		38.741	139.9	31.403	166.7		2:50.744		14										

14 Jendrik Sättele										KTM RC390										
lap	Sect-1	Speed	Sect-2	Speed	Sect-3	Speed	TopSpeed	laptime	pit	lap	Sect-1	Speed	Sect-2	Speed	Sect-3	Speed	Topspeed	laptime	pit	
1	Out		43.875	131.9	34.709	155.4		2:06.951		7	Out		40.541	135.2	32.829	164.9			5:07.668	
2	41.208		40.073	137.8	32.432	166.7		1:53.713		8	40.530		38.580	139.4	31.937	166.7			1:51.047	
3	40.479		39.462	142.9	32.456	163.6		1:52.397		9	39.868		38.121	142.7	31.943	165.1			1:49.932	
4	39.726		38.439	145.6	31.623	167.2		1:49.788		10	40.396		39.291	140.6	31.801	164.6			1:51.488	



# Int. ADAC Motorradpreis von Niedersachsen

ADAC Niedersachsen - Sachsen Anhalt e.V.

## ADAC Junior Cup powered by KTM - Qualifying 2 Laps and Sector Times

20 - 22 June 2014  
Oschersleben - 3667 mtr.

5	40.545	38.895	145.4	31.915	161.4	1:51.355	11	<u>39.584</u>	38.273	140.6	31.802	166.4	<u>1:49.659</u>	
6	40.474	39.332	142.9	In	<u>167.4</u>	2:03.599	P	12	39.916	38.503	140.3	32.351	165.1	1:50.770

16 Yannik Tuisel									KTM RC390										
lap	Sect-1	Speed	Sect-2	Speed	Sect-3	Speed	TopSpeed	laptime	pit	lap	Sect-1	Speed	Sect-2	Speed	Sect-3	Speed	Topspeed	laptime	pit
1	Out		42.767	131.2	34.036	158.4		2:06.158		8	41.312		39.391	138.6	32.758	163.9		1:53.461	
2	42.118		40.583	138.6	33.072	162.2		1:55.773		9	41.277		39.504	138.6	32.661	163.9		1:53.442	
3	41.942		40.115	136.9	32.888	<u>165.4</u>		1:54.945		10	42.071		39.645	137.9	33.421	153.4		1:55.137	
4	41.789		41.135	139.9	32.714	163.4		1:55.638		11	41.327		39.265	<u>140.3</u>	<u>31.978</u>	162.4		1:52.570	
5	41.790		40.116	136.0	32.566	161.9		1:54.472		12	<u>41.174</u>		<u>38.996</u>	139.5	32.204	164.9		<u>1:52.374</u>	
6	42.104		40.092	137.4	32.346	165.1		1:54.542		13	41.174		39.531	138.8	32.112	160.5		1:52.817	
7	41.659		39.487	139.4	32.319	164.4		1:53.465		14									

17 Marc Zellhöfer									KTM RC390										
lap	Sect-1	Speed	Sect-2	Speed	Sect-3	Speed	TopSpeed	laptime	pit	lap	Sect-1	Speed	Sect-2	Speed	Sect-3	Speed	Topspeed	laptime	pit
1	41.973		38.627	137.4	31.888	167.7		1:52.488		7	38.974		37.105	142.1	30.492	165.6		1:46.571	
2	39.377		37.412	141.4	31.467	169.0		1:48.256		8	40.510		37.497	140.1	30.401	163.9		1:48.408	
3	38.955		37.331	144.0	30.708	<u>170.9</u>		1:46.994		9	38.698		36.821	141.5	30.220	167.7		1:45.739	
4	38.695		36.728	<u>145.6</u>	30.234	169.8		<u>1:45.657</u>		10	38.657		<u>36.577</u>	141.9	30.516	167.2		1:45.750	
5	39.826		39.098	131.4	33.119	148.4		1:52.043		11	38.585		37.187	143.6	<u>30.113</u>	165.4		1:45.885	
6	38.628		36.864	144.2	30.362	167.2		1:45.854		12									

19 Chris Leibold									KTM RC390										
lap	Sect-1	Speed	Sect-2	Speed	Sect-3	Speed	TopSpeed	laptime	pit	lap	Sect-1	Speed	Sect-2	Speed	Sect-3	Speed	Topspeed	laptime	pit
1	Out		42.114	128.6	33.117	162.4		2:05.479		6	<u>40.151</u>		39.086	137.6	31.917	162.4		1:51.154	
2	41.732		39.587	135.5	32.385	161.9		1:53.704		7	40.355		38.883	137.9	<u>31.771</u>	162.7		1:51.009	
3	48.036		39.845	128.4	32.043	162.9		1:59.924		8	40.619		38.538	137.2	31.836	161.4		<u>1:50.993</u>	
4	42.382		40.096	135.2	32.604	163.1		1:55.082		9	40.818		<u>38.420</u>	135.5	31.807	161.7		1:51.045	
5	40.362		39.153	<u>142.5</u>	32.558	<u>164.6</u>		1:52.073		10									

20 Hagen Wiedemann									KTM RC390										
lap	Sect-1	Speed	Sect-2	Speed	Sect-3	Speed	TopSpeed	laptime	pit	lap	Sect-1	Speed	Sect-2	Speed	Sect-3	Speed	Topspeed	laptime	pit
1	Out		41.291	133.8	32.146	165.1		2:00.949		5	39.793		43.901	132.5	<u>30.959</u>	139.4		1:54.653	
2	40.454		37.699	137.4	31.202	166.7		1:49.355		6	<u>39.266</u>		37.998	139.2	32.212	165.4		1:49.476	
3	39.603		37.726	139.7	31.152	160.2		1:48.481		7	40.097		37.212	139.0	In	<u>167.7</u>		2:01.167	P
4	39.355		37.523	<u>139.9</u>	30.975	164.4		<u>1:47.853</u>		8	Out	<u>39.2</u>	58.579	76.0	35.947	75.6		3:58.806	

21 Marlon Schroeder									KTM RC390										
lap	Sect-1	Speed	Sect-2	Speed	Sect-3	Speed	TopSpeed	laptime	pit	lap	Sect-1	Speed	Sect-2	Speed	Sect-3	Speed	Topspeed	laptime	pit
1	Out		39.566	132.2	32.275	<u>166.4</u>		2:00.279		3	40.419		42.833	131.5	31.861	161.2		1:55.113	
2	40.381		<u>38.492</u>	138.1	<u>31.579</u>	163.6		<u>1:50.452</u>		4									

23 Kenny Leibold									KTM RC390										
lap	Sect-1	Speed	Sect-2	Speed	Sect-3	Speed	TopSpeed	laptime	pit	lap	Sect-1	Speed	Sect-2	Speed	Sect-3	Speed	Topspeed	laptime	pit
1	Out		41.115	138.8	32.865	165.4		1:58.366		7	39.776		38.659	135.2	31.719	161.9		1:50.154	
2	41.274		39.660	125.6	31.402	165.6		1:52.336		8	39.833		37.581	138.3	31.044	162.7		1:48.458	
3	39.487		37.744	139.5	30.874	165.4		1:48.105		9	45.552		<u>37.358</u>	136.5	31.105	165.9		1:54.015	
4	39.114		37.527	<u>141.7</u>	30.943	165.4		1:47.584		10	47.809		38.506	132.4	30.847	166.2		1:57.162	
5	40.269		38.536	136.9	In	160.0		2:02.217	P	11	<u>38.990</u>		37.563	139.5	<u>30.508</u>	<u>166.4</u>		<u>1:47.061</u>	
6	Out		38.621	135.8	31.322	158.4		4:37.414		12	44.562		55.446	130.3	39.437	73.7		2:19.445	

25 Jessica Langstädler									KTM RC390										
lap	Sect-1	Speed	Sect-2	Speed	Sect-3	Speed	TopSpeed	laptime	pit	lap	Sect-1	Speed	Sect-2	Speed	Sect-3	Speed	Topspeed	laptime	pit
1	Out		42.339	130.1	33.747	164.9		2:04.839		8	43.652		43.752	129.7	33.405	151.7		2:00.809	
2	42.467		40.911	137.1	33.032	156.1		1:56.410		9	41.584		40.582	137.2	32.882	164.6		1:55.048	
3	41.125		40.140	138.6	32.639	164.9		1:53.904		10	41.812		40.140	136.4	33.691	161.7		1:55.643	

# Int. ADAC Motorradpreis von Niedersachsen

ADAC Niedersachsen - Sachsen Anhalt e.V.

## ADAC Junior Cup powered by KTM - Qualifying 2

20 - 22 June 2014

### Laps and Sector Times

Oschersleben - 3667 mtr.

4	41.008	39.972	<u>142.3</u>	<u>32.155</u>	165.9	1:53.135	11	41.246	40.113	139.7	32.679	161.0	1:54.038
5	41.306	41.363	139.5	32.903	164.1	1:55.572	12	42.113	42.636	123.4	33.577	161.9	1:58.326
6	41.340	<u>39.334</u>	139.4	32.426	<u>166.9</u>	<u>1:53.100</u>	13	41.575	40.042	136.5	33.260	161.4	1:54.877
7	41.246	40.186	139.2	32.681	163.1	1:54.113	14						

26 Toni Thurmayer										KTM RC390									
lap	Sect-1	Speed	Sect-2	Speed	Sect-3	Speed	TopSpeed	lapttime	pit	lap	Sect-1	Speed	Sect-2	Speed	Sect-3	Speed	Topspeed	lapttime	pit
1	Out		40.569	131.7	32.922	163.1		2:03.880		8	40.029		37.693	142.7	31.438	169.5		1:49.160	
2	40.531		37.860	139.4	31.802	168.0		1:50.193		9	40.333		40.390	132.2	32.747	151.3		1:53.470	
3	39.918		38.405	140.8	31.834	<u>172.5</u>		1:50.157		10	40.064		37.970	137.1	<u>31.080</u>	165.4		1:49.114	
4	39.836		38.655	142.3	31.225	167.4		1:49.716		11	41.033		37.946	140.1	31.915	164.9		1:50.894	
5	39.808		38.576	<u>143.4</u>	31.472	164.9		1:49.856		12	39.578		<u>37.560</u>	140.8	31.156	168.0		<u>1:48.294</u>	
6	40.228		37.671	137.2	31.404	169.0		1:49.303		13	<u>39.563</u>		37.759	139.7	31.392	167.4		1:48.714	
7	39.980		38.800	142.5	31.393	168.0		1:50.173		14	39.791		37.694	138.3	31.306	167.4		1:48.791	

51 Jirka Mrkývka										KTM RC390									
lap	Sect-1	Speed	Sect-2	Speed	Sect-3	Speed	TopSpeed	lapttime	pit	lap	Sect-1	Speed	Sect-2	Speed	Sect-3	Speed	Topspeed	lapttime	pit
1	Out		45.299	125.6	35.369	161.0		2:09.673		8	39.544		37.943	145.9	In	168.5		1:56.849	P
2	42.090		39.337	139.2	31.789	161.2		1:53.216		9	Out		40.964	134.7	32.147	152.1		3:19.386	
3	39.600		37.916	140.4	30.947	167.7		1:48.463		10	39.837		38.059	138.3	31.735	164.6		1:49.631	
4	39.252		38.343	144.0	31.846	169.5		1:49.441		11	39.152		37.740	141.9	<u>30.252</u>	164.6		1:47.644	
5	<u>38.812</u>		38.834	<u>147.3</u>	31.217	168.5		1:48.863		12	39.083		38.012	140.3	30.950	164.4		1:48.045	
6	39.294		37.735	140.1	31.259	167.2		1:48.288		13	39.026		<u>37.627</u>	140.1	30.791	166.9		<u>1:47.444</u>	
7	41.936		38.454	123.7	31.285	<u>170.6</u>		1:51.675		14									

52 Petr Voslajer										KTM RC390									
lap	Sect-1	Speed	Sect-2	Speed	Sect-3	Speed	TopSpeed	lapttime	pit	lap	Sect-1	Speed	Sect-2	Speed	Sect-3	Speed	Topspeed	lapttime	pit
1	Out		41.350	133.0	32.089	167.2		1:59.964		8	39.122		37.144	143.2	<u>30.238</u>	169.8		1:46.504	
2	40.313		40.032	137.9	31.307	143.6		1:51.652		9	38.865		36.846	144.0	In	167.2		1:55.315	P
3	40.165		37.424	142.9	30.747	171.7		1:48.336		10	Out		44.846	126.6	32.818	93.6		3:13.651	
4	39.075		36.936	144.0	30.841	169.0		1:46.852		11	<u>38.539</u>		37.171	<u>145.2</u>	30.331	165.6		1:46.041	
5	38.718		36.912	144.4	30.495	168.8		1:46.125		12	38.639		<u>36.796</u>	144.4	30.363	<u>172.0</u>		<u>1:45.798</u>	
6	38.910		37.030	143.2	30.784	168.5		1:46.724		13	38.914		38.691	141.4	31.306	153.8		1:48.911	
7	38.810		37.341	141.4	30.683	161.9		1:46.834		14									

53 Michaël Verbrugge										KTM RC390									
lap	Sect-1	Speed	Sect-2	Speed	Sect-3	Speed	TopSpeed	lapttime	pit	lap	Sect-1	Speed	Sect-2	Speed	Sect-3	Speed	Topspeed	lapttime	pit
1	Out		42.591	132.7	33.877	160.7		2:06.952		8	39.567		<u>37.548</u>	141.9	<u>31.056</u>	169.8		<u>1:48.171</u>	
2	41.437		38.982	137.2	31.897	164.9		1:52.316		9	50.709		50.068	60.2	31.886	160.5		2:12.663	
3	40.217		38.204	138.6	31.539	167.7		1:49.960		10	39.533		37.638	139.4	31.228	166.7		1:48.399	
4	42.935		38.033	143.2	31.741	<u>170.3</u>		1:52.709		11	39.713		37.749	140.8	31.231	165.1		1:48.693	
5	39.648		39.328	<u>144.6</u>	31.487	164.1		1:50.463		12	40.039		37.880	136.9	31.376	166.4		1:49.295	
6	39.704		37.817	140.3	31.273	168.2		1:48.794		13	39.824		37.711	137.9	31.267	165.6		1:48.802	
7	<u>39.393</u>		37.744	143.0	31.411	169.5		1:48.548		14	39.763		38.009	139.2	31.157	164.6		1:48.929	

54 Joel Kugler										KTM RC390									
lap	Sect-1	Speed	Sect-2	Speed	Sect-3	Speed	TopSpeed	lapttime	pit	lap	Sect-1	Speed	Sect-2	Speed	Sect-3	Speed	Topspeed	lapttime	pit
1	Out		44.975	127.4	35.087	160.5		2:16.226		8	41.812		40.919	133.0	33.473	157.4		1:56.204	
2	43.218		42.118	131.7	33.897	162.7		1:59.233		9	41.018		40.073	136.7	<u>32.720</u>	<u>166.9</u>		1:53.811	
3	42.156		41.725	134.5	33.545	164.4		1:57.426		10	41.405		<u>39.969</u>	135.0	33.505	161.4		1:54.879	
4	41.619		41.700	136.0	33.402	164.1		1:56.721		11	<u>40.836</u>		40.222	<u>139.5</u>	32.738	164.9		<u>1:53.796</u>	
5	42.284		41.527	134.7	32.927	165.1		1:56.738		12	41.084		40.108	137.8	33.303	<u>166.9</u>		1:54.495	
6	41.824		40.841	136.4	33.199	165.1		1:55.864		13	41.587		40.668	134.3	33.281	164.9		1:55.536	
7	41.537		40.304	135.0	32.948	164.6		1:54.789		14									

## Int. ADAC Motorradpreis von Niedersachsen

ADAC Niedersachsen - Sachsen Anhalt e.V.

**ADAC Junior Cup powered by KTM - Qualifying 2**  
**Laps and Sector Times**

**20 - 22 June 2014**  
**Oschersleben - 3667 mtr.**

84 Tim Holtz									KTM RC390										
lap	Sect-1	Speed	Sect-2	Speed	Sect-3	Speed	TopSpeed	laptime	pit	lap	Sect-1	Speed	Sect-2	Speed	Sect-3	Speed	Topspeed	laptime	pit
1	Out		42.260	133.5	33.675	163.9		2:07.727		8	39.567		37.770	137.4	31.231	164.1		1:48.568	
2	41.007		39.099	139.5	32.246	166.4		1:52.352		9	42.588		41.431	118.4	32.743	143.2		1:56.762	
3	40.032		38.652	141.2	31.916	167.7		1:50.600		10	39.710		37.647	137.4	<u>30.919</u>	164.6		1:48.276	
4	40.060		38.940	<u>145.2</u>	31.757	<u>169.3</u>		1:50.757		11	<u>39.175</u>		37.523	139.9	31.309	163.4		1:48.007	
5	39.633		38.846	143.2	31.037	165.4		1:49.516		12	39.490		37.594	138.8	31.115	164.4		1:48.199	
6	39.953		37.742	139.9	31.146	168.5		1:48.841		13	39.580		<u>37.513</u>	136.9	31.059	168.8		1:48.152	
7	39.462		39.060	140.4	31.172	164.9		1:49.694		14	39.414		37.590	137.2	30.984	163.9		<u>1:47.988</u>	

## Int. ADAC Motorradpreis von Niedersachsen

ADAC Niedersachsen - Sachsen Anhalt e.V.

### ADAC Junior Cup powered by KTM - Qualifying 2 Sector analyse

20 - 22 June 2014  
Oschersleben - 3667 mtr.

Pos	Nbr	Name / Team name	Sector 1			Sector 2			Sector 3			Theoretical best	Actual best	In
			time	Lap	pos	time	Lap	pos	time	Lap	pos			
1	4	Matthias Meggle (GER)	38.230	12	3	36.501	9	1	30.165	14	4	1:44.896	<b>1:45.013</b>	<b>14</b>
2	7	Tim Georgi (GER)	38.159	7	1	36.592	13	5	30.102	13	2	1:44.853	<b>1:45.110</b>	<b>7</b>
3	6	Lukas Tulovic (GER)	38.205	14	2	36.510	7	2	30.100	8	1	1:44.815	<b>1:45.338</b>	<b>11</b>
4	11	Pedro John (GER)	38.337	13	5	36.753	13	6	30.302	12	7	1:45.392	<b>1:45.537</b>	<b>13</b>
5	17	Marc Zellhöfer (GER)	38.295	12	4	36.577	10	3	30.113	11	3	1:44.985	<b>1:45.657</b>	<b>4</b>
6	3	Dennis Norick Stelzer (GER)	38.513	5	6	36.587	9	4	30.173	12	5	1:45.273	<b>1:45.658</b>	<b>12</b>
7	52	Petr Voslajer (CZE)	38.539	11	7	36.796	12	7	30.238	8	6	1:45.573	<b>1:45.798</b>	<b>12</b>
8	8	Maximilian Sohnius (GER)	38.633	5	8	36.816	4	8	30.663	7	11	1:46.112	<b>1:46.658</b>	<b>7</b>
9	5	Jonas Hähle (GER)	38.968	12	10	37.411	13	11	30.334	11	8	1:46.713	<b>1:46.867</b>	<b>11</b>
10	23	Kenny Leibold (GER)	38.990	11	11	37.358	9	10	30.508	11	9	1:46.856	<b>1:47.061</b>	<b>11</b>
11	51	Jirka Mrkvývka (CZE)	38.812	5	9	37.627	13	16	30.752	11	13	1:47.191	<b>1:47.444</b>	<b>13</b>
12	2	Tim Aydin (GER)	39.024	13	12	37.455	12	12	30.643	9	10	1:47.122	<b>1:47.699</b>	<b>9</b>
13	12	Leon Langstädtler (GER)	39.281	3	15	37.654	3	17	30.742	11	12	1:47.677	<b>1:47.761</b>	<b>11</b>
14	20	Hagen Wiedemann (GER)	39.266	6	14	37.139	9	9	30.959	5	15	1:47.364	<b>1:47.853</b>	<b>4</b>
15	84	Tim Holtz (GER)	39.175	11	13	37.513	13	13	30.919	10	14	1:47.607	<b>1:47.988</b>	<b>14</b>
16	53	Michaël Verbrugge (BEL)	39.393	7	16	37.548	8	14	31.056	8	16	1:47.997	<b>1:48.171</b>	<b>8</b>
17	26	Toni Thurmayer (GER)	39.563	13	18	37.560	12	15	31.080	10	17	1:48.203	<b>1:48.294</b>	<b>12</b>
18	14	Jendrik Sättele (GER)	39.584	11	19	38.121	9	18	31.623	4	19	1:49.328	<b>1:49.659</b>	<b>11</b>
19	21	Marlon Schroeder (GER)	39.774	4	20	38.492	2	20	31.579	2	18	1:49.845	<b>1:50.452</b>	<b>2</b>
20	9	Milan Wiedemann (GER)	39.947	5	21	38.496	13	21	31.726	4	20	1:50.169	<b>1:50.758</b>	<b>4</b>
21	19	Chris Leibold (GER)	40.151	6	22	38.420	9	19	31.771	7	21	1:50.342	<b>1:50.993</b>	<b>8</b>
22	16	Yannik Tuisel (GER)	41.174	12	25	38.996	12	23	31.978	11	22	1:52.148	<b>1:52.374</b>	<b>12</b>
23	1	Dominic Kaßner (GER)	39.488	3	17	38.526	3	22	32.368	2	24	1:50.382	<b>1:52.467</b>	<b>2</b>
24	25	Jessica Langstädtler (GER)	41.008	4	24	39.334	6	24	32.155	4	23	1:52.497	<b>1:53.100</b>	<b>6</b>
25	54	Joel Kugler (SUI)	40.836	11	23	39.969	10	25	32.720	9	25	1:53.525	<b>1:53.796</b>	<b>11</b>

## Int. ADAC Motorradpreis von

ADAC Niedersachsen - Sachsen Anhalt e.V.

### Result of the combined Qualifications - ADAC Junior Cup

**20 - 22 June 2014**  
**Oschersleben - 3667 mtr.**

Pos	Nbr	Name / Entrant	Motorcycle	Qual-1	Qual-2	Fastest	Gap
1	6	Lukas Tulovic ADAC Nordbaden e.V./Leviator RT Germany	KTM RC390	<b>1:44.693</b>	1:45.338	<b>1:44.693</b>	
2	7	Tim Georgi ADAC Berlin Brandenburg e.V./Team Bergau	KTM RC390	<b>1:44.940</b>	1:45.110	<b>1:44.940</b>	0.247
3	4	Matthias Meggle ADAC Team Südbayern e.V.	KTM RC390	1:45.318	<b>1:45.013</b>	<b>1:45.013</b>	0.320
4	3	Dennis Norick Stelzer ADAC Sachsen e.V./Beinlich Racing Team	KTM RC390	<b>1:45.466</b>	1:45.658	<b>1:45.466</b>	0.773
5	11	Pedro John ADAC Württemberg e.V.	KTM RC390	1:45.768	<b>1:45.537</b>	<b>1:45.537</b>	0.844
6	17	Marc Zellhöfer ADAC Nordbayern e.V.	KTM RC390	1:45.929	<b>1:45.657</b>	<b>1:45.657</b>	0.964
7	8	Maximilian Sohnius ADAC Team Südbayern e.V.	KTM RC390	<b>1:45.758</b>	1:46.658	<b>1:45.758</b>	1.065
8	52	Petr Voslajer AMK Czech Budejovice	KTM RC390	1:46.340	<b>1:45.798</b>	<b>1:45.798</b>	1.105
9	23	Kenny Leibold ADAC Württemberg e.V.	KTM RC390	<b>1:45.814</b>	1:47.061	<b>1:45.814</b>	1.121
10	51	Jirka Mrkývka	KTM RC390	<b>1:45.975</b>	1:47.444	<b>1:45.975</b>	1.282
11	5	Jonas Hähle ADAC Racing Team AMC Sachsenring e.V.	KTM RC390	1:47.091	<b>1:46.867</b>	<b>1:46.867</b>	2.174
12	12	Leon Langstädtler ADAC Hessen Thüringen e.V.	KTM RC390	<b>1:47.225</b>	1:47.761	<b>1:47.225</b>	2.532
13	2	Tim Aydin ADAC Hessen Thüringen e.V.	KTM RC390	<b>1:47.452</b>	1:47.699	<b>1:47.452</b>	2.759
14	20	Hagen Wiedemann ADAC Westfalen e.V. Bereich Sport	KTM RC390	<b>1:47.727</b>	1:47.853	<b>1:47.727</b>	3.034
15	21	Marlon Schroeder ADAC Westfalen e.V. Bereich Sport	KTM RC390	<b>1:47.895</b>	1:50.452	<b>1:47.895</b>	3.202
16	1	Dominic Kaßner ADAC Racing Team AMC Sachsenring e.V.	KTM RC390	<b>1:47.897</b>	1:52.467	<b>1:47.897</b>	3.204
17	84	Tim Holtz	KTM RC390	1:48.215	<b>1:47.988</b>	<b>1:47.988</b>	3.295
18	53	Michaël Verbrugge Team Motorsportschool Zolder	KTM RC390	<b>1:48.129</b>	1:48.171	<b>1:48.129</b>	3.436
19	26	Toni Thurmayer ADAC Nordbayern e.V.	KTM RC390	1:49.009	<b>1:48.294</b>	<b>1:48.294</b>	3.601
20	14	Jendrik Sättele ADAC Württemberg e.V.	KTM RC390	<b>1:49.500</b>	1:49.659	<b>1:49.500</b>	4.807
21	9	Milan Wiedemann ADAC Westfalen e.V. Bereich Sport	KTM RC390	<b>1:49.638</b>	1:50.758	<b>1:49.638</b>	4.945
22	19	Chris Leibold	KTM RC390	1:51.919	<b>1:50.993</b>	<b>1:50.993</b>	6.300
23	16	Yannik Tuisel ADAC e.V. Bereich Jugend und Sport	KTM RC390	1:53.529	<b>1:52.374</b>	<b>1:52.374</b>	7.681
24	25	Jessica Langstädtler ADAC Hessen Thüringen e.V.	KTM RC390	<b>1:52.629</b>	1:53.100	<b>1:52.629</b>	7.936
25	54	Joel Kugler	KTM RC390	1:54.659	<b>1:53.796</b>	<b>1:53.796</b>	9.103

All Classified. The maximum Qualification Time for each class was not exceeded.


The minimum Qualification laps are completed

Fastest time : 1:45.013 in lap 14 by nbr. 4 : Matthias Meggle (KTM RC390)

**Publication-time**

Results and Laptimes : [www.raceresults.at](http://www.raceresults.at)

Timekeeping by : SDO SportTiming

Clerk of the Course	Steward	Timekeeper	
Ralph Bohnhorst	Rüdiger Merdes	Bernd Jung	
Page 1 of 1	Results remain provisional pending technical examination and decisions from the stewards of the meeting		



## Int. ADAC Motorradpreis von Niedersachsen

ADAC Niedersachsen - Sachsen Anhalt e.V.

20 - 22 June 2014

Oschersleben - 3667 mtr.

### Startgrid - ADAC Junior Cup powered by KTM - Rennen

Start Time : 10:00 - Heat Duration: 15 Laps

Pos	Nbr	Name	time	Pos	Nbr	Name	time	Pos	Nbr	Name	time	
Row 9	25	54	Joel Kugler	1:53.796								
Row 8	22	19	Chris Leibold	1:50.993	23	16	Yannik Tuisel	1:52.374	24	25	Jessica Langstädtler	1:52.629
Row 7	19	26	Toni Thurmayer	1:48.294	20	14	Jendrik Sättele	1:49.500	21	9	Milan Wiedemann	1:49.638
Row 6	16	1	Dominic Kaßner	1:47.897	17	84	Tim Holtz	1:47.988	18	53	Michaël Verbrugge	1:48.129
Row 5	13	2	Tim Aydin	1:47.452	14	20	Hagen Wiedemann	1:47.727	15	21	Marlon Schroeder	1:47.895
Row 4	10	51	Jirka Mrkývka	1:45.975	11	5	Jonas Hähle	1:46.867	12	12	Leon Langstädtler	1:47.225
Row 3	7	8	Maximilian Sohnus	1:45.758	8	52	Petr Voslajer	1:45.798	9	23	Kenny Leibold	1:45.814
Row 2	4	3	Dennis Norick Stelzer	1:45.466	5	11	Pedro John	1:45.537	6	17	Marc Zellhöfer	1:45.657
Row 1	1	6	Lukas Tulovic	1:44.693	2	7	Tim Georgi	1:44.940	3	4	Matthias Meggle	1:45.013


Pole Right

STARTLINE

Results and Laptimes : [www.raceresults.at](http://www.raceresults.at)

Timekeeping by : SDO SportTiming

Publication-time

Clerk of the Course	Steward	Timekeeper	
Ralph Bohnhorst	Rüdiger Merdes	Bernd Jung	

Page 1 of 1

# Int. ADAC Motorradpreis von Niedersachsen

ADAC Niedersachsen - Sachsen Anhalt e.V.

**ADAC Junior Cup powered by KTM - Rennen**

**20 - 22 June 2014  
Oschersleben - 3667 mtr.**


Pos	Nbr	Name / Entrant	Motorcycle / City	Gap	Total time	Fastest	In	Avg. Speed
1	23	Kenny Leibold ADAC Württemberg e.V.	KTM RC390 Schlierbach	-- 15 laps --	26:45.018	1:45.267	6	123.37
2	8	Maximilian Sohnius ADAC Team Südbayern e.V.	KTM RC390 Hausham	1.584	26:46.602	1:45.697	6	123.25
3	20	Hagen Wiedemann ADAC Westfalen e.V. Bereich Sport	KTM RC390 Everswinkel	12.391	26:57.409	1:45.789	6	122.42
4	5	Jonas Hähle ADAC Racing Team AMC Sachsenring e.V.	KTM RC390 Lugau	21.369	27:06.387	1:47.150	9	121.75
5	1	Dominic Kaßner ADAC Racing Team AMC Sachsenring e.V.	KTM RC390 Kemtau	27.501	27:12.519	1:47.742	8	121.29
6	84	Tim Holtz	KTM RC390	27.553	27:12.571	1:47.534	6	121.29
7	26	Toni Thurmayer ADAC Nordbayern e.V.	KTM RC390 Stockstadt	27.937	27:12.955	1:47.778	11	121.26
8	2	Tim Aydin ADAC Hessen Thüringen e.V.	KTM RC390 Aschaffenburg	28.190	27:13.208	1:47.397	7	121.24
9	12	Leon Langstädtler ADAC Hessen Thüringen e.V.	KTM RC390 Idstein	36.380	27:21.398	1:47.577	6	120.63
10	53	Michaël Verbrughe Team Motorsportschool Zolder	KTM RC390 Kessel	57.022	27:42.040	1:48.288	2	119.14
11	14	Jendrik Sättele ADAC Württemberg e.V.	KTM RC390 Balingen	1:00.174	27:45.192	1:49.482	14	118.91
12	4	Matthias Meggle ADAC Team Südbayern e.V.	KTM RC390 Reicholzried	1:16.669	28:01.687	1:45.541	6	117.74
13	9	Milan Wiedemann ADAC Westfalen e.V. Bereich Sport	KTM RC390 Everswinkel	1:26.721	28:11.739	1:51.189	4	117.04
14	19	Chris Leibold	KTM RC390 Schlierbach	1:38.623	28:23.641	1:52.071	7	116.23
15	25	Jessica Langstädtler ADAC Hessen Thüringen e.V.	KTM RC390 Idstein	1:42.033	28:27.051	1:52.237	14	116.00
16	16	Yannik Tuisel ADAC e.V. Bereich Jugend und Sport	KTM RC390 Gladenbach	1:42.182	28:27.200	1:52.120	14	115.98
17	54	Joel Kugler	KTM RC390 Rebstein	-- 14 laps --	27:02.763	1:54.668	8	113.89
18	11	Pedro John ADAC Württemberg e.V.	KTM RC390 Ulm	1.152	27:03.915	1:45.306	7	113.80
NOT CLASSIFIED IN CLASS JC				Classification Limit (75% of 15 laps) = 11 laps				
DNF	3	Dennis Norick Stelzer ADAC Sachsen e.V./Beinlich Racing Team	KTM RC390 Dohma	12 laps	21:21.197	1:45.698	4	123.64
DNF	52	Petr Voslajer AMK Czech Budejovice	KTM RC390 Ratboř	11 laps	19:34.293	1:45.617	6	123.66
DNF	7	Tim Georgi ADAC Berlin Brandenburg e.V./Team Bergau	KTM RC390 Berlin	9 laps	16:00.676	1:45.391	6	123.67
DNF	6	Lukas Tulovic ADAC Nordbaden e.V./Leviator RT Germany	KTM RC390 Eberbach	8 laps	14:12.484	1:45.382	7	123.88
DNF	21	Marlon Schroeder ADAC Westfalen e.V. Bereich Sport	KTM RC390 Datteln	4 laps	7:21.291	1:47.904	4	119.65
DNF	51	Jirka Mrkývka	KTM RC390 Brno	1 laps	1:52.089	1:50.180	1	117.77
DNF	17	Marc Zellhöfer ADAC Nordbayern e.V.	KTM RC390 Fürth	1 laps	12:22.467		0	17.78

Fastest time : 1:45.267 in lap 6 by nbr. 23 : Kenny Leibold (KTM RC390)

**Publication-time**

Results and Laptimes : [www.raceresults.at](http://www.raceresults.at)

Timekeeping by : SDO SportTiming

Clerk of the Course	Steward	Timekeeper	
Ralph Bohnhorst	Rüdiger Merdes	Bernd Jung	

Page 1 of 1



## Int. ADAC Motorradpreis von Niedersachsen

ADAC Niedersachsen - Sachsen Anhalt e.V.

**ADAC Junior Cup powered by KTM - Rennen**

**20 - 22 June 2014**

**Laptimes**

**Oschersleben - 3667 mtr.**

Nbr	Name	Laps	lap	Lap ..1	Lap ..2	Lap ..3	Lap ..4	Lap ..5	Lap ..6	Lap ..7	Lap ..8	Lap ..9	Lap ..0
23	Kenny Leibold	15	1 - 10	1:51.263	1:49.741	1:46.408	1:45.347	1:46.652	1:45.267	1:45.472	1:46.666	1:46.301	1:46.402
			11 - 20	1:46.250	1:46.554	1:47.254	1:46.893	1:46.929					
8	Maximilian Sohnus	15	1 - 10	1:51.828	1:47.316	1:47.040	1:46.438	1:46.043	1:45.697	1:45.985	1:46.697	1:46.142	1:46.480
			11 - 20	1:46.491	1:46.283	1:48.844	1:46.548	1:47.406					
20	Hagen Wiedemann	15	1 - 10	1:50.442	1:47.402	1:47.259	1:46.440	1:46.329	1:45.789	1:45.954	1:46.878	1:47.010	1:47.468
			11 - 20	1:47.892	1:48.815	1:49.024	1:49.163	1:49.032					
5	Jonas Hähle	15	1 - 10	1:52.955	1:49.232	1:48.458	1:47.402	1:48.239	1:47.510	1:47.262	1:47.403	1:47.150	1:47.483
			11 - 20	1:48.551	1:47.651	1:48.403	1:47.748	1:49.188					
1	Dominic Kaßner	15	1 - 10	1:52.634	1:48.818	1:48.238	1:48.108	1:47.962	1:47.815	1:47.792	1:47.742	1:48.996	1:49.341
			11 - 20	1:49.454	1:48.165	1:48.401	1:48.255	1:48.167					
84	Tim Holtz	15	1 - 10	1:52.852	1:50.254	1:48.087	1:47.852	1:48.473	1:47.534	1:48.122	1:48.228	1:48.750	1:48.246
			11 - 20	1:48.548	1:48.017	1:48.781	1:47.910	1:48.180					
26	Toni Thurmayer	15	1 - 10	1:53.821	1:49.083	1:48.146	1:47.881	1:48.519	1:48.152	1:47.995	1:48.040	1:48.327	1:48.837
			11 - 20	1:47.778	1:48.392	1:48.547	1:48.141	1:48.104					
2	Tim Aydin	15	1 - 10	1:52.782	1:49.858	1:48.482	1:48.011	1:48.687	1:47.699	1:47.397	1:47.944	1:48.249	1:50.044
			11 - 20	1:48.270	1:48.146	1:48.652	1:48.097	1:48.527					
12	Leon Langstädtler	15	1 - 10	1:52.852	1:49.968	1:48.323	1:47.990	1:49.420	1:47.577	1:47.935	1:47.865	1:49.155	1:48.686
			11 - 20	1:48.781	1:49.261	1:50.393	1:50.457	1:50.669					
53	Michaël Verbrugge	15	1 - 10	1:54.005	1:48.288	2:03.750	1:51.007	1:49.388	1:48.687	1:48.492	1:48.870	1:49.929	1:49.846
			11 - 20	1:50.125	1:49.428	1:49.032	1:49.108	1:49.222					
14	Jendrik Sättele	15	1 - 10	1:54.008	1:50.033	1:50.677	1:50.718	1:51.729	1:51.239	1:50.902	1:51.127	1:52.033	1:50.096
			11 - 20	1:49.700	1:49.883	1:49.739	1:49.482	1:50.269					
4	Matthias Meggle	15	1 - 10	1:50.314	1:46.488	1:46.685	1:45.792	1:45.872	1:45.541	1:45.593	1:45.704	3:00.604	1:50.791
			11 - 20	1:47.709	1:48.456	1:46.832	1:47.069	1:47.812					
9	Milan Wiedemann	15	1 - 10	1:56.071	1:51.354	1:51.710	1:51.189	1:52.523	1:51.487	1:51.218	1:51.469	1:51.870	1:53.529
			11 - 20	1:53.083	1:53.175	1:54.001	1:52.101	1:53.265					
19	Chris Leibold	15	1 - 10	1:57.131	1:52.929	1:52.895	1:52.583	1:52.896	1:53.090	1:52.071	1:52.384	1:52.600	1:52.543
			11 - 20	1:53.377	1:53.601	1:53.143	1:53.553	1:54.645					
25	Jessica Langstädtler	15	1 - 10	1:56.661	1:52.581	1:54.100	1:53.555	1:52.415	1:52.496	1:52.881	1:52.945	1:53.750	1:53.735
			11 - 20	1:54.350	1:53.350	1:55.421	1:52.237	1:52.909					
16	Yannik Tuisel	15	1 - 10	1:56.584	1:54.799	1:53.960	1:53.316	1:54.721	1:53.371	1:53.252	1:53.209	1:53.713	1:53.298
			11 - 20	1:52.885	1:52.293	1:52.888	1:52.120	1:53.149					
54	Joel Kugler	14	1 - 10	2:00.562	1:55.799	1:55.442	1:55.653	1:55.545	1:54.673	1:54.901	1:54.668	1:55.891	1:54.976
			11 - 20	1:54.965	1:55.664	1:54.964	1:54.688						
11	Pedro John	14	1 - 10	1:50.982	1:46.831	1:47.208	1:46.232	1:46.730	1:45.543	1:45.306	1:46.203	1:45.355	3:47.194
			11 - 20	1:52.666	1:48.775	1:47.146	1:46.989						



## Int. ADAC Motorradpreis von Niedersachsen

ADAC Niedersachsen - Sachsen Anhalt e.V.

**ADAC Junior Cup powered by KTM - Rennen**  
**Laptimes**

**20 - 22 June 2014**  
**Oschersleben - 3667 mtr.**

Nbr	Name	Laps	lap	Lap ..1	Lap ..2	Lap ..3	Lap ..4	Lap ..5	Lap ..6	Lap ..7	Lap ..8	Lap ..9	Lap ..0
3	Dennis Norick Stelzer	12	1 - 10	1:50.683	1:46.358	1:46.766	1:45.698	1:45.847	1:46.952	1:45.783	1:45.822	1:46.230	1:46.597
			11 - 20	1:47.179	1:46.636								
52	Petr Voslajer	11	1 - 10	1:50.525	1:46.586	1:46.925	1:46.664	1:46.086	1:45.617	1:45.931	1:45.886	1:45.788	1:45.803
			11 - 20	1:47.038									
7	Tim Georgi	9	1 - 10	1:50.858	1:46.420	1:46.646	1:45.493	1:45.963	1:45.391	1:46.037	1:45.550	1:48.174	
6	Lukas Tulovic	8	1 - 10	1:50.713	1:46.620	1:46.945	1:45.614	1:45.605	1:45.772	1:45.382	1:45.833		
21	Marlon Schroeder	4	1 - 10	1:53.770	1:48.619	1:48.285	1:47.904						
51	Jirka Mrkývka	1	1 - 10	1:50.180									
17	Marc Zellhöfer	1	1 - 10	10:59.111									

# Int. ADAC Motorradpreis von Niedersachsen

ADAC Niedersachsen - Sachsen Anhalt e.V.

**ADAC Junior Cup powered by KTM - Rennen**

**20 - 22 June 2014**

**Laps and Sector Times**

**Oschersleben - 3667 mtr.**

1										Dominic KaBner										KTM RC390									
lap	Sect-1	Speed	Sect-2	Speed	Sect-3	Speed	TopSpeed	laptime	pit	lap	Sect-1	Speed	Sect-2	Speed	Sect-3	Speed	Topspeed	laptime	pit	lap	Sect-1	Speed	Sect-2	Speed	Sect-3	Speed	Topspeed	laptime	pit
1	43.032		38.219	145.0	31.383	<u>172.0</u>		1:52.634		9	39.340		38.244	139.7	31.412	164.6		1:48.996		1	43.032		38.219	145.0	31.383	<u>172.0</u>		1:52.634	
2	39.462		37.817	143.0	31.539	168.0		1:48.818		10	39.500		38.054	140.3	31.787	164.1		1:49.341		2	39.462		37.817	143.0	31.539	168.0		1:48.818	
3	38.916		38.095	139.5	31.227	167.7		1:48.238		11	39.579		38.191	139.0	31.684	163.1		1:49.454		3	38.916		38.095	139.5	31.227	167.7		1:48.238	
4	39.446		37.607	143.0	31.055	168.5		1:48.108		12	39.324		37.685	<u>145.7</u>	31.156	166.4		1:48.165		4	39.446		37.607	143.0	31.055	168.5		1:48.108	
5	39.183		37.739	136.9	31.040	169.8		1:47.962		13	39.021		38.013	141.0	31.367	164.9		1:48.401		5	39.183		37.739	136.9	31.040	169.8		1:47.962	
6	39.178		<u>37.560</u>	141.0	31.077	167.4		1:47.815		14	39.210		37.980	141.0	31.065	166.2		1:48.255		6	39.178		<u>37.560</u>	141.0	31.077	167.4		1:47.815	
7	38.961		37.632	141.4	31.199	167.7		1:47.792		15	<u>38.894</u>		38.013	142.9	31.260	165.4		1:48.167		7	38.961		37.632	141.4	31.199	167.7		1:47.792	
8	39.137		37.722	142.5	<u>30.883</u>	165.9		<u>1:47.742</u>		16										8	39.137		37.722	142.5	<u>30.883</u>	165.9		<u>1:47.742</u>	

2										Tim Aydin										KTM RC390									
lap	Sect-1	Speed	Sect-2	Speed	Sect-3	Speed	TopSpeed	laptime	pit	lap	Sect-1	Speed	Sect-2	Speed	Sect-3	Speed	Topspeed	laptime	pit	lap	Sect-1	Speed	Sect-2	Speed	Sect-3	Speed	Topspeed	laptime	pit
1	43.217		38.316	142.7	31.249	167.4		1:52.782		9	39.049		38.162	142.3	31.038	165.1		1:48.249		1	43.217		38.316	142.7	31.249	167.4		1:52.782	
2	39.937		38.012	<u>146.7</u>	31.909	<u>168.2</u>		1:49.858		10	39.083		39.600	144.8	31.361	<u>168.2</u>		1:50.044		2	39.937		38.012	<u>146.7</u>	31.909	<u>168.2</u>		1:49.858	
3	39.571		37.763	144.6	31.148	166.9		1:48.482		11	38.963		37.807	141.4	31.500	168.0		1:48.270		3	39.571		37.763	144.6	31.148	166.9		1:48.482	
4	39.108		37.820	141.4	31.083	168.0		1:48.011		12	39.110		37.861	143.4	31.175	<u>168.2</u>		1:48.146		4	39.108		37.820	141.4	31.083	168.0		1:48.011	
5	39.533		37.600	139.7	31.554	165.1		1:48.687		13	39.270		38.231	141.7	31.151	160.5		1:48.652		5	39.533		37.600	139.7	31.554	165.1		1:48.687	
6	39.258		37.594	138.5	<u>30.847</u>	167.2		1:47.699		14	39.296		37.805	142.3	30.996	167.7		1:48.097		6	39.258		37.594	138.5	<u>30.847</u>	167.2		1:47.699	
7	<u>38.873</u>		<u>37.569</u>	141.9	30.955	167.7		<u>1:47.397</u>		15	39.131		37.730	145.7	31.666	<u>168.2</u>		1:48.527		7	<u>38.873</u>		<u>37.569</u>	141.9	30.955	167.7		<u>1:47.397</u>	
8	39.133		37.820	142.5	30.991	165.6		1:47.944		16										8	39.133		37.820	142.5	30.991	165.6		1:47.944	

3										Dennis Norick Stelzer										KTM RC390									
lap	Sect-1	Speed	Sect-2	Speed	Sect-3	Speed	TopSpeed	laptime	pit	lap	Sect-1	Speed	Sect-2	Speed	Sect-3	Speed	Topspeed	laptime	pit	lap	Sect-1	Speed	Sect-2	Speed	Sect-3	Speed	Topspeed	laptime	pit
1	42.658		37.156	<u>146.9</u>	30.869	<u>175.9</u>		1:50.683		7	38.663		36.808	143.4	<u>30.312</u>	172.0		1:45.783		1	42.658		37.156	<u>146.9</u>	30.869	<u>175.9</u>		1:50.683	
2	38.898		36.750	146.7	30.710	171.7		1:46.358		8	38.568		36.769	144.2	30.485	170.3		1:45.822		2	38.898		36.750	146.7	30.710	171.7		1:46.358	
3	38.795		37.197	146.7	30.774	171.2		1:46.766		9	38.642		37.122	142.3	30.466	170.3		1:46.230		3	38.795		37.197	146.7	30.774	171.2		1:46.766	
4	38.613		<u>36.355</u>	145.9	30.730	174.8		<u>1:45.698</u>		10	38.688		37.122	142.1	30.787	171.4		1:46.597		4	38.613		<u>36.355</u>	145.9	30.730	174.8		<u>1:45.698</u>	
5	<u>38.396</u>		36.957	145.0	30.494	173.4		1:45.847		11	39.001		36.875	144.8	31.303	171.7		1:47.179		5	<u>38.396</u>		36.957	145.0	30.494	173.4		1:45.847	
6	39.283		36.975	144.0	30.694	170.6		1:46.952		12	38.685		37.362	144.4	30.589	169.5		1:46.636		6	39.283		36.975	144.0	30.694	170.6		1:46.952	

4										Matthias Meggle										KTM RC390									
lap	Sect-1	Speed	Sect-2	Speed	Sect-3	Speed	TopSpeed	laptime	pit	lap	Sect-1	Speed	Sect-2	Speed	Sect-3	Speed	Topspeed	laptime	pit	lap	Sect-1	Speed	Sect-2	Speed	Sect-3	Speed	Topspeed	laptime	pit
1	42.400		37.253	145.4	30.661	169.3		1:50.314		9	38.417		1:47.021	146.1	35.166	146.7		3:00.604		1	42.400		37.253	145.4	30.661	169.3		1:50.314	
2	38.832		36.973	146.3	30.683	168.8		1:46.488		10	40.492		37.946	144.6	32.353	172.8		1:50.791		2	38.832		36.973	146.3	30.683	168.8		1:46.488	
3	38.906		37.221	144.0	30.558	170.1		1:46.685		11	39.169		37.271	145.4	31.269	172.0		1:47.709		3	38.906		37.221	144.0	30.558	170.1		1:46.685	
4	38.656		<u>36.535</u>	145.4	30.601	172.2		1:45.792		12	38.727		38.773	<u>148.4</u>	30.956	170.3		1:48.456		4	38.656		<u>36.535</u>	145.4	30.601	172.2		1:45.792	
5	38.271		36.842	137.8	30.759	170.6		1:45.872		13	38.595		37.308	144.8	30.929	170.6		1:46.832		5	38.271		36.842	137.8	30.759	170.6		1:45.872	
6	38.388		36.538	143.2	30.615	<u>174.5</u>		<u>1:45.541</u>		14	38.659		37.415	145.0	30.995	169.8		1:47.069		6	38.388		36.538	143.2	30.615	<u>174.5</u>		<u>1:45.541</u>	
7	38.352		36.778	145.9	<u>30.463</u>	171.7		1:45.593		15	38.908		37.732	142.5	31.172	169.3		1:47.812		7	38.352		36.778	145.9	<u>30.463</u>	171.7		1:45.593	
8	<u>38.256</u>		36.742	146.1	30.706	170.9		1:45.704		16										8	<u>38.256</u>		36.742	146.1	30.706	170.9		1:45.704	

5										Jonas Hähle										KTM RC390									
lap	Sect-1	Speed	Sect-2	Speed	Sect-3	Speed	TopSpeed	laptime	pit	lap	Sect-1	Speed	Sect-2	Speed	Sect-3	Speed	Topspeed	laptime	pit	lap	Sect-1	Speed	Sect-2	Speed	Sect-3	Speed	Topspeed	laptime	pit
1	43.384		37.905	143.4	31.666	169.0		1:52.955		9	<u>38.736</u>		37.694	142.3	<u>30.720</u>	165.4		<u>1:47.150</u>		1	43.384		37.905	143.4	31.666	169.0		1:52.955	
2	39.895		37.922	145.2	31.415	166.2		1:49.232		10	38.893		37.562	142.7	31.028	167.7		1:47.483		2	39.895		37.922	145.2	31.415	166.2		1:49.232	
3	39.565		37.553	145.0	31.340	168.5		1:48.458		11	39.322		38.117	138.6	31.112	161.4		1:48.551		3	39.565		37.553	145.0	31.340	168.5		1:48.458	
4	39.195		37.298	142.5	30.909	167.7		1:47.402		12	39.138		37.388	142.7	31.125	168.8		1:47.651		4	39.195		37.298	142.5	30.909	167.7		1:47.402	
5	39.725		37.533	140.1	30.981	168.5		1:48.239		13	39.346		37.802	141.9	31.255	166.4		1:48.403		5	39.725		37.533	140.1	30.981	168.5		1:48.239	
6	39.289		37.319	142.7	30.902	166.7		1:47.510		14	39.756		<u>37.136</u>	143.8	30.856	<u>170.1</u>		1:47.748		6	39.289		37.319	142.7	30.902	166.7		1:47.510	
7	39.189		37.284	142.3	30.789	167.7		1:47.262		15	38.995		37.612	<u>145.4</u>	32.581	<u>170.1</u>		1:49.188		7	39.189		37.284	142.3	30.789	167.7		1:47.262	
8	39.137		37.356	142.9	30.910	167.2		1:47.403		16										8	39.137		37.356	142.9	30.910	167.2		1:47.403	

6										Lukas Tulovic										KTM RC390									
lap	Sect-1	Speed	Sect-2	Speed	Sect-3	Speed	TopSpeed	laptime	pit	lap	Sect-1	Speed	Sect-2	Speed	Sect-3	Speed	Topspeed	laptime	pit	lap	Sect-1	Speed	Sect-						

# Int. ADAC Motorradpreis von Niedersachsen

ADAC Niedersachsen - Sachsen Anhalt e.V.

**ADAC Junior Cup powered by KTM - Rennen**

**20 - 22 June 2014**

**Laps and Sector Times**

**Oschersleben - 3667 mtr.**

<b>2</b>	38.948	36.938	<u>147.9</u>	30.734	171.7	1:46.620	<b>6</b>	38.623	36.642	146.7	30.507	171.7	1:45.772
<b>3</b>	38.854	37.479	137.2	30.612	170.3	1:46.945	<b>7</b>	38.363	36.701	146.7	<u>30.318</u>	<u>174.2</u>	<u>1:45.382</u>
<b>4</b>	38.357	36.708	146.9	30.549	172.0	1:45.614	<b>8</b>	38.564	<u>36.627</u>	144.8	30.642	171.2	1:45.833

<b>7</b>	<b>Tim Georgi</b>							KTM RC390											
lap	Sect-1	Speed	Sect-2	Speed	Sect-3	Speed	TopSpeed	laptime	pit	lap	Sect-1	Speed	Sect-2	Speed	Sect-3	Speed	Topspeed	laptime	pit
<b>1</b>	42.881		37.250	148.4	30.727	<u>175.0</u>		1:50.858		<b>6</b>	38.149		36.725	145.4	30.517	169.3		<u>1:45.391</u>	
<b>2</b>	38.892		36.988	150.4	30.540	174.2		1:46.420		<b>7</b>	38.808		36.815	<u>151.7</u>	<u>30.414</u>	172.5		1:46.037	
<b>3</b>	38.878		37.233	147.7	30.535	172.5		1:46.646		<b>8</b>	38.490		<u>36.547</u>	147.5	30.513	<u>175.0</u>		1:45.550	
<b>4</b>	38.217		36.816	145.2	30.460	169.8		1:45.493		<b>9</b>	<u>37.968</u>		39.599	145.4	30.607	157.7		1:48.174	
<b>5</b>	38.549		36.928	148.1	30.486	174.2		1:45.963		<b>10</b>									

<b>8</b>	<b>Maximilian Sohnus</b>							KTM RC390											
lap	Sect-1	Speed	Sect-2	Speed	Sect-3	Speed	TopSpeed	laptime	pit	lap	Sect-1	Speed	Sect-2	Speed	Sect-3	Speed	Topspeed	laptime	pit
<b>1</b>	42.373		37.856	144.8	31.599	171.2		1:51.828		<b>9</b>	38.600		36.865	145.7	30.677	167.2		1:46.142	
<b>2</b>	38.861		37.193	<u>145.9</u>	31.262	164.1		1:47.316		<b>10</b>	38.844		36.966	143.0	30.670	164.9		1:46.480	
<b>3</b>	38.866		37.324	142.5	30.850	166.7		1:47.040		<b>11</b>	38.866		36.959	144.4	30.666	<u>171.4</u>		1:46.491	
<b>4</b>	38.944		36.860	141.7	30.634	168.0		1:46.438		<b>12</b>	38.574		36.716	141.2	30.993	168.0		1:46.283	
<b>5</b>	38.626		36.753	140.1	30.664	169.0		1:46.043		<b>13</b>	38.836		37.361	141.9	32.647	168.8		1:48.844	
<b>6</b>	<u>38.372</u>		36.811	143.2	<u>30.514</u>	167.7		<u>1:45.697</u>		<b>14</b>	38.787		37.006	142.5	30.755	166.4		1:46.548	
<b>7</b>	38.563		36.796	142.3	30.626	168.5		1:45.985		<b>15</b>	38.980		37.246	142.7	31.180	164.1		1:47.406	
<b>8</b>	39.212		<u>36.700</u>	143.2	30.785	165.4		1:46.697		<b>16</b>									

<b>9</b>	<b>Milan Wiedemann</b>							KTM RC390											
lap	Sect-1	Speed	Sect-2	Speed	Sect-3	Speed	TopSpeed	laptime	pit	lap	Sect-1	Speed	Sect-2	Speed	Sect-3	Speed	Topspeed	laptime	pit
<b>1</b>	44.291		39.565	141.4	32.215	<u>171.7</u>		1:56.071		<b>9</b>	40.438		39.390	137.6	32.042	165.4		1:51.870	
<b>2</b>	<u>40.269</u>		38.707	<u>141.5</u>	32.378	164.9		1:51.354		<b>10</b>	40.866		39.599	137.6	33.064	165.4		1:53.529	
<b>3</b>	40.678		38.982	136.0	32.050	165.6		1:51.710		<b>11</b>	40.869		39.776	136.9	32.438	163.1		1:53.083	
<b>4</b>	40.497		38.739	137.6	<u>31.953</u>	164.9		<u>1:51.189</u>		<b>12</b>	40.971		39.515	139.5	32.689	164.6		1:53.175	
<b>5</b>	40.806		39.556	135.0	32.161	161.0		1:52.523		<b>13</b>	41.122		39.937	137.1	32.942	163.6		1:54.001	
<b>6</b>	40.474		38.934	137.9	32.079	164.9		1:51.487		<b>14</b>	40.503		39.059	138.6	32.539	164.6		1:52.101	
<b>7</b>	40.538		<u>38.566</u>	139.2	32.114	165.6		1:51.218		<b>15</b>	40.739		39.687	139.0	32.839	163.9		1:53.265	
<b>8</b>	40.361		38.919	137.1	32.189	164.9		1:51.469		<b>16</b>									

<b>11</b>	<b>Pedro John</b>							KTM RC390											
lap	Sect-1	Speed	Sect-2	Speed	Sect-3	Speed	TopSpeed	laptime	pit	lap	Sect-1	Speed	Sect-2	Speed	Sect-3	Speed	Topspeed	laptime	pit
<b>1</b>	42.632		37.599	<u>150.0</u>	30.751	173.4		1:50.982		<b>8</b>	38.448		36.751	147.5	31.004	172.5		1:46.203	
<b>2</b>	38.631		37.079	149.8	31.121	173.6		1:46.831		<b>9</b>	38.123		36.932	145.4	<u>30.300</u>	171.2		1:45.355	
<b>3</b>	39.104		37.307	143.8	30.797	172.8		1:47.208		<b>10</b>	38.300		36.904	146.7	2:31.990	168.2		3:47.194	
<b>4</b>	38.441		37.010	145.7	30.781	172.5		1:46.232		<b>11</b>	41.661		38.302	142.3	32.703	168.0		1:52.666	
<b>5</b>	38.829		37.250	146.3	30.651	173.4		1:46.730		<b>12</b>	39.545		38.056	146.9	31.174	170.9		1:48.775	
<b>6</b>	<u>38.114</u>		36.863	149.4	30.566	<u>175.0</u>		1:45.543		<b>13</b>	39.026		37.198	144.0	30.922	168.0		1:47.146	
<b>7</b>	38.174		<u>36.687</u>	149.8	30.445	173.9		<u>1:45.306</u>		<b>14</b>	38.752		37.400	146.3	30.837	169.0		1:46.989	

<b>12</b>	<b>Leon Langstädtler</b>							KTM RC390											
lap	Sect-1	Speed	Sect-2	Speed	Sect-3	Speed	TopSpeed	laptime	pit	lap	Sect-1	Speed	Sect-2	Speed	Sect-3	Speed	Topspeed	laptime	pit
<b>1</b>	43.209		38.112	<u>145.0</u>	31.531	167.2		1:52.852		<b>9</b>	39.233		38.267	140.3	31.655	164.6		1:49.155	
<b>2</b>	39.328		38.440	141.0	32.200	163.1		1:49.968		<b>10</b>	39.573		37.759	141.5	31.354	169.0		1:48.686	
<b>3</b>	39.325		37.878	141.5	31.120	168.5		1:48.323		<b>11</b>	39.365		37.962	140.4	31.454	168.0		1:48.781	
<b>4</b>	39.110		37.792	141.5	31.088	167.2		1:47.990		<b>12</b>	39.766		38.054	141.2	31.441	165.9		1:49.261	
<b>5</b>	39.501		37.895	137.4	32.024	160.2		1:49.420		<b>13</b>	39.987		38.728	136.9	31.678	162.9		1:50.393	
<b>6</b>	39.140		<u>37.660</u>	143.8	<u>30.777</u>	168.2		<u>1:47.577</u>		<b>14</b>	40.043		38.755	138.6	31.659	159.1		1:50.457	
<b>7</b>	39.398		37.709	143.0	30.828	<u>169.3</u>		1:47.935		<b>15</b>	39.975		38.585	140.1	32.109	162.2		1:50.669	
<b>8</b>	<u>38.748</u>		38.054	142.5	31.063	165.6		1:47.865		<b>16</b>									

# Int. ADAC Motorradpreis von Niedersachsen

ADAC Niedersachsen - Sachsen Anhalt e.V.

ADAC Junior Cup powered by KTM - Rennen

20 - 22 June 2014

Laps and Sector Times

Oschersleben - 3667 mtr.

14 Jendrik Sättele									KTM RC390											
lap	Sect-1	Speed	Sect-2	Speed	Sect-3	Speed	TopSpeed	laptime	pit	lap	Sect-1	Speed	Sect-2	Speed	Sect-3	Speed	Topspeed	laptime	pit	
1	43.214		39.279	<u>145.2</u>	<u>31.515</u>	<u>169.8</u>		1:54.008		9	40.276		39.782	136.2	31.975	158.6			1:52.033	
2	39.913		<u>38.025</u>	144.2	32.095	168.5		1:50.033		10	39.795		38.608	143.8	31.693	168.5			1:50.096	
3	40.342		38.570	137.6	31.765	167.4		1:50.677		11	39.643		38.361	141.9	31.696	167.4			1:49.700	
4	40.159		38.554	139.2	32.005	165.1		1:50.718		12	39.494		38.458	144.8	31.931	166.2			1:49.883	
5	40.697		39.051	133.7	31.981	165.1		1:51.729		13	<u>39.367</u>		38.411	143.4	31.961	167.2			1:49.739	
6	40.596		38.669	140.6	31.974	163.9		1:51.239		14	39.699		38.230	139.2	31.553	164.1			<u>1:49.482</u>	
7	40.491		38.540	139.5	31.871	163.4		1:50.902		15	39.657		38.432	142.7	32.180	165.4			1:50.269	
8	40.219		38.794	140.3	32.114	165.1		1:51.127		16										

16 Yannik Tuisel									KTM RC390											
lap	Sect-1	Speed	Sect-2	Speed	Sect-3	Speed	TopSpeed	laptime	pit	lap	Sect-1	Speed	Sect-2	Speed	Sect-3	Speed	Topspeed	laptime	pit	
1	43.845		39.743	141.2	32.996	<u>166.4</u>		1:56.584		9	41.116		39.953	138.5	32.644	163.1			1:53.713	
2	41.933		39.656	<u>141.5</u>	33.210	159.5		1:54.799		10	41.059		39.267	138.5	32.972	164.6			1:53.298	
3	41.587		39.723	139.5	32.650	164.9		1:53.960		11	40.931		39.656	138.5	32.298	163.1			1:52.885	
4	41.251		39.445	138.8	32.620	165.4		1:53.316		12	40.936		<u>39.113</u>	139.9	<u>32.244</u>	164.9			1:52.293	
5	41.492		40.243	137.8	32.986	162.2		1:54.721		13	40.921		39.427	141.0	32.540	163.9			1:52.888	
6	41.074		39.823	140.1	32.474	162.9		1:53.371		14	<u>40.573</u>		39.152	139.9	32.395	164.6			<u>1:52.120</u>	
7	41.201		39.642	139.7	32.409	162.7		1:53.252		15	41.390		39.272	139.7	32.487	164.4			1:53.149	
8	41.294		39.593	137.8	32.322	162.9		1:53.209		16										

17 Marc Zellhöfer									KTM RC390											
lap	Sect-1	Speed	Sect-2	Speed	Sect-3	Speed	TopSpeed	laptime	pit	lap	Sect-1	Speed	Sect-2	Speed	Sect-3	Speed	Topspeed	laptime	pit	
1	Out		<u>47.098</u>	<u>98.9</u>	In	<u>129.5</u>		10:59.111	P	2										

19 Chris Leibold									KTM RC390											
lap	Sect-1	Speed	Sect-2	Speed	Sect-3	Speed	TopSpeed	laptime	pit	lap	Sect-1	Speed	Sect-2	Speed	Sect-3	Speed	Topspeed	laptime	pit	
1	44.386		40.075	139.0	32.670	164.1		1:57.131		9	40.762		39.548	137.4	32.290	161.7			1:52.600	
2	41.086		39.359	<u>142.7</u>	32.484	162.2		1:52.929		10	40.961		39.306	135.8	32.276	163.1			1:52.543	
3	40.972		39.294	137.6	32.629	<u>166.4</u>		1:52.895		11	41.209		39.418	136.2	32.750	162.2			1:53.377	
4	40.795		39.304	136.4	32.484	162.4		1:52.583		12	41.121		39.457	137.4	33.023	166.2			1:53.601	
5	41.064		39.264	135.5	32.568	161.9		1:52.896		13	41.013		39.585	136.4	32.545	161.7			1:53.143	
6	40.838		39.674	142.3	32.578	164.1		1:53.090		14	41.321		39.646	136.9	32.586	162.4			1:53.553	
7	<u>40.660</u>		<u>39.195</u>	141.2	32.216	161.4		<u>1:52.071</u>		15	41.081		40.225	137.2	33.339	161.2			1:54.645	
8	40.835		39.384	136.5	<u>32.165</u>	161.2		1:52.384		16										

20 Hagen Wiedemann									KTM RC390											
lap	Sect-1	Speed	Sect-2	Speed	Sect-3	Speed	TopSpeed	laptime	pit	lap	Sect-1	Speed	Sect-2	Speed	Sect-3	Speed	Topspeed	laptime	pit	
1	42.229		37.107	142.7	31.106	<u>171.7</u>		1:50.442		9	38.635		37.593	141.9	30.782	162.2			1:47.010	
2	39.033		37.242	141.9	31.127	164.6		1:47.402		10	39.057		37.383	142.1	31.028	163.6			1:47.468	
3	38.981		37.345	139.0	30.933	164.6		1:47.259		11	39.278		37.426	139.2	31.188	164.4			1:47.892	
4	38.825		37.058	138.6	30.557	169.8		1:46.440		12	39.618		37.692	138.5	31.505	163.1			1:48.815	
5	38.951		36.834	137.2	<u>30.544</u>	168.0		1:46.329		13	39.617		38.015	139.5	31.392	162.7			1:49.024	
6	<u>38.520</u>		<u>36.603</u>	141.2	30.666	169.3		<u>1:45.789</u>		14	39.903		37.908	137.8	31.352	163.6			1:49.163	
7	38.739		36.662	143.4	30.553	171.2		1:45.954		15	40.000		37.704	140.3	31.328	163.1			1:49.032	
8	39.537		36.708	<u>143.6</u>	30.633	166.9		1:46.878		16										

21 Marlon Schroeder									KTM RC390											
lap	Sect-1	Speed	Sect-2	Speed	Sect-3	Speed	TopSpeed	laptime	pit	lap	Sect-1	Speed	Sect-2	Speed	Sect-3	Speed	Topspeed	laptime	pit	
1	43.360		39.336	143.2	<u>31.074</u>	166.4		1:53.770		3	39.385		<u>37.678</u>	141.9	31.222	<u>171.2</u>			1:48.285	
2	39.143		37.900	<u>144.4</u>	31.576	170.9		1:48.619		4	<u>39.080</u>		37.733	141.4	31.091	167.7			<u>1:47.904</u>	

# Int. ADAC Motorradpreis von Niedersachsen

ADAC Niedersachsen - Sachsen Anhalt e.V.

## ADAC Junior Cup powered by KTM - Rennen Laps and Sector Times

**20 - 22 June 2014**  
**Oschersleben - 3667 mtr.**

23 Kenny Leibold										KTM RC390									
lap	Sect-1	Speed	Sect-2	Speed	Sect-3	Speed	TopSpeed	laptime	pit	lap	Sect-1	Speed	Sect-2	Speed	Sect-3	Speed	Topspeed	laptime	pit
1	42.297		37.374	<u>146.9</u>	31.592	168.2		1:51.263		9	38.403		37.029	141.5	30.869	164.1		1:46.301	
2	41.363		37.521	142.3	30.857	165.1		1:49.741		10	39.009		36.774	145.4	30.619	169.3		1:46.402	
3	38.992		37.116	141.4	30.300	168.8		1:46.408		11	38.558		37.001	140.8	30.691	167.4		1:46.250	
4	38.570		<u>36.651</u>	143.2	<u>30.126</u>	170.3		1:45.347		12	39.203		36.709	143.0	30.642	170.3		1:46.554	
5	38.589		37.599	144.6	30.464	166.2		1:46.652		13	38.803		37.304	<u>146.9</u>	31.147	169.3		1:47.254	
6	38.332		36.700	144.6	30.235	170.6		<u>1:45.267</u>		14	39.058		37.256	141.4	30.579	165.6		1:46.893	
7	<u>38.188</u>		36.707	145.7	30.577	<u>171.7</u>		1:45.472		15	38.984		36.960	141.5	30.985	165.4		1:46.929	
8	39.232		36.820	141.9	30.614	168.8		1:46.666		16									

25 Jessica Langstadtler										KTM RC390									
lap	Sect-1	Speed	Sect-2	Speed	Sect-3	Speed	TopSpeed	laptime	pit	lap	Sect-1	Speed	Sect-2	Speed	Sect-3	Speed	Topspeed	laptime	pit
1	44.062		39.648	143.2	32.951	<u>171.2</u>		1:56.661		9	41.053		40.190	139.5	32.507	163.1		1:53.750	
2	40.605		39.370	<u>144.8</u>	32.606	166.2		1:52.581		10	41.009		40.036	138.8	32.690	164.4		1:53.735	
3	41.452		40.029	140.4	32.619	165.6		1:54.100		11	41.160		40.318	138.5	32.872	162.9		1:54.350	
4	41.411		39.554	141.7	32.590	168.5		1:53.555		12	41.088		39.954	140.3	32.308	165.4		1:53.350	
5	40.822		39.405	140.8	32.188	166.7		1:52.415		13	41.459		41.050	139.7	32.912	162.4		1:55.421	
6	<u>40.331</u>		39.772	141.0	32.393	166.2		1:52.496		14	40.797		<u>39.362</u>	139.0	<u>32.078</u>	168.5		<u>1:52.237</u>	
7	40.754		40.036	140.4	32.091	165.9		1:52.881		15	40.801		39.465	139.9	32.643	164.6		1:52.909	
8	40.719		39.936	140.8	32.290	162.4		1:52.945		16									

26 Toni Thurmayer										KTM RC390									
lap	Sect-1	Speed	Sect-2	Speed	Sect-3	Speed	TopSpeed	laptime	pit	lap	Sect-1	Speed	Sect-2	Speed	Sect-3	Speed	Topspeed	laptime	pit
1	43.272		39.083	142.7	31.466	171.7		1:53.821		9	39.186		37.649	142.7	31.492	165.9		1:48.327	
2	39.717		37.784	145.6	31.582	170.9		1:49.083		10	39.729		37.731	142.7	31.377	167.2		1:48.837	
3	39.548		37.583	143.6	31.015	171.7		1:48.146		11	39.232		<u>37.246</u>	144.6	31.300	172.0		<u>1:47.778</u>	
4	<u>39.015</u>		37.785	144.6	31.081	171.7		1:47.881		12	39.497		37.630	146.3	31.265	169.0		1:48.392	
5	39.770		37.592	140.8	31.157	170.3		1:48.519		13	39.573		37.776	143.8	31.198	<u>172.8</u>		1:48.547	
6	39.263		37.634	144.4	31.255	171.2		1:48.152		14	39.366		37.855	143.6	<u>30.920</u>	172.2		1:48.141	
7	39.087		37.640	142.3	31.268	<u>172.8</u>		1:47.995		15	39.128		37.533	<u>146.9</u>	31.443	170.3		1:48.104	
8	39.391		37.465	141.9	31.184	169.8		1:48.040		16									

51 Jirka Mrkyvka										KTM RC390									
lap	Sect-1	Speed	Sect-2	Speed	Sect-3	Speed	TopSpeed	laptime	pit	lap	Sect-1	Speed	Sect-2	Speed	Sect-3	Speed	Topspeed	laptime	pit
1	42.628		37.130	142.9	<u>30.422</u>	173.9		<u>1:50.180</u>		2									

52 Petr Voslajer										KTM RC390									
lap	Sect-1	Speed	Sect-2	Speed	Sect-3	Speed	TopSpeed	laptime	pit	lap	Sect-1	Speed	Sect-2	Speed	Sect-3	Speed	Topspeed	laptime	pit
1	42.322		37.504	<u>147.1</u>	30.699	168.2		1:50.525		7	38.564		36.868	143.8	30.499	<u>174.8</u>		1:45.931	
2	38.685		36.950	145.9	30.951	173.1		1:46.586		8	<u>38.243</u>		36.822	144.2	30.821	173.1		1:45.886	
3	39.251		37.235	143.6	30.439	173.1		1:46.925		9	38.575		36.939	141.9	30.274	168.0		1:45.788	
4	39.078		36.807	144.0	30.779	172.2		1:46.664		10	38.689		<u>36.639</u>	145.2	30.475	172.2		1:45.803	
5	38.583		37.080	140.1	30.423	166.7		1:46.086		11	38.956		37.109	139.9	30.973	166.2		1:47.038	
6	38.503		36.881	143.0	<u>30.233</u>	167.4		<u>1:45.617</u>		12									

53 Michael Verbrugge										KTM RC390									
lap	Sect-1	Speed	Sect-2	Speed	Sect-3	Speed	TopSpeed	laptime	pit	lap	Sect-1	Speed	Sect-2	Speed	Sect-3	Speed	Topspeed	laptime	pit
1	43.692		39.104	144.4	31.209	168.8		1:54.005		9	39.777		38.792	138.8	31.360	164.4		1:49.929	
2	<u>39.134</u>		<u>37.554</u>	<u>146.9</u>	31.600	<u>171.7</u>		<u>1:48.288</u>		10	40.273		38.008	137.8	31.565	165.6		1:49.846	
3	52.986		39.376	136.7	31.388	166.4		2:03.750		11	40.023		38.314	137.9	31.788	163.4		1:50.125	
4	39.830		39.324	142.3	31.853	165.6		1:51.007		12	39.863		38.075	140.1	31.490	162.9		1:49.428	
5	40.170		38.074	136.5	31.144	165.1		1:49.388		13	39.856		37.875	138.5	31.301	163.9		1:49.032	
6	39.620		37.609	141.5	31.458	166.7		1:48.687		14	40.042		37.655	138.3	31.411	164.9		1:49.108	
7	39.680		37.680	138.6	31.132	164.4		1:48.492		15	39.634		37.916	140.4	31.672	163.6		1:49.222	
8	39.785		38.000	138.8	<u>31.085</u>	163.6		1:48.870		16									

# Int. ADAC Motorradpreis von Niedersachsen

ADAC Niedersachsen - Sachsen Anhalt e.V.

**ADAC Junior Cup powered by KTM - Rennen**  
**Laps and Sector Times**

**20 - 22 June 2014**  
**Oschersleben - 3667 mtr.**

54 Joel Kugler								KTM RC390											
lap	Sect-1	Speed	Sect-2	Speed	Sect-3	Speed	TopSpeed	laptime	pit	lap	Sect-1	Speed	Sect-2	Speed	Sect-3	Speed	Topspeed	laptime	pit
1	45.556		41.361	135.3	33.645	164.1		2:00.562		8	41.374		40.336	133.8	32.958	163.6		1:54.668	
2	41.644		40.411	137.4	33.744	162.7		1:55.799		9	41.352		41.427	136.2	33.112	163.1		1:55.891	
3	41.673		40.471	136.4	33.298	164.4		1:55.442		10	<u>41.261</u>		40.627	135.5	33.088	164.4		1:54.976	
4	41.893		40.444	135.3	33.316	<u>165.9</u>		1:55.653		11	41.442		40.435	133.8	33.088	164.9		1:54.965	
5	42.136		40.352	133.0	33.057	165.4		1:55.545		12	41.753		40.665	134.0	33.246	163.9		1:55.664	
6	41.441		<u>40.072</u>	135.8	33.160	164.6		1:54.673		13	41.296		40.629	131.2	33.039	164.1		1:54.964	
7	41.574		40.354	136.4	32.973	162.2		1:54.901		14	41.309		40.487	<u>140.6</u>	<u>32.892</u>	165.4		1:54.688	

84 Tim Holtz								KTM RC390											
lap	Sect-1	Speed	Sect-2	Speed	Sect-3	Speed	TopSpeed	laptime	pit	lap	Sect-1	Speed	Sect-2	Speed	Sect-3	Speed	Topspeed	laptime	pit
1	43.034		38.965	143.6	<u>30.853</u>	168.0		1:52.852		9	39.346		38.064	142.1	31.340	167.4		1:48.750	
2	39.848		37.797	145.0	32.609	173.1		1:50.254		10	39.309		37.788	140.8	31.149	166.2		1:48.246	
3	39.145		37.425	143.2	31.517	<u>176.5</u>		1:48.087		11	39.281		37.685	139.7	31.582	168.0		1:48.548	
4	<u>39.001</u>		37.652	143.8	31.199	173.6		1:47.852		12	39.135		37.620	140.4	31.262	163.9		1:48.017	
5	39.629		<u>37.247</u>	139.7	31.597	167.7		1:48.473		13	39.775		37.871	144.0	31.135	170.3		1:48.781	
6	39.083		37.490	140.6	30.961	165.1		<u>1:47.534</u>		14	39.321		37.522	142.3	31.067	169.8		1:47.910	
7	39.674		37.370	140.1	31.078	169.8		1:48.122		15	39.340		37.591	144.4	31.249	170.1		1:48.180	
8	39.127		37.961	<u>145.2</u>	31.140	165.6		1:48.228		16									

## Int. ADAC Motorradpreis von Niedersachsen

ADAC Niedersachsen - Sachsen Anhalt e.V.

### ADAC Junior Cup powered by KTM - Rennen

20 - 22 June 2014

### Sector analyse

Oschersleben - 3667 mtr.

Pos	Nbr	Name / Team name	Sector 1			Sector 2			Sector 3			Theoretical best	Actual best	In
			time	Lap	pos	time	Lap	pos	time	Lap	pos			
1	23	Kenny Leibold (GER)	38.188	7	3	36.651	4	7	30.126	4	1	1:44.965	<b>1:45.267</b>	<b>6</b>
2	8	Maximilian Sohnius (GER)	38.372	6	7	36.700	8	9	30.514	6	9	1:45.586	<b>1:45.697</b>	<b>6</b>
3	20	Hagen Wiedemann (GER)	38.520	6	9	36.603	6	4	30.544	5	10	1:45.667	<b>1:45.789</b>	<b>6</b>
4	5	Jonas Hähle (GER)	38.736	9	10	37.136	14	11	30.720	9	11	1:46.592	<b>1:47.150</b>	<b>9</b>
5	1	Dominic Kaßner (GER)	38.894	15	14	37.560	6	15	30.883	8	15	1:47.337	<b>1:47.742</b>	<b>8</b>
6	84	Tim Holtz (GER)	39.001	4	15	37.247	5	13	30.853	1	14	1:47.101	<b>1:47.534</b>	<b>6</b>
7	26	Toni Thurmayer (GER)	39.015	4	16	37.246	11	12	30.920	14	16	1:47.181	<b>1:47.778</b>	<b>11</b>
8	2	Tim Aydin (GER)	38.873	7	13	37.569	7	16	30.847	6	13	1:47.289	<b>1:47.397</b>	<b>7</b>
9	12	Leon Langstädtler (GER)	38.748	8	11	37.660	6	17	30.777	6	12	1:47.185	<b>1:47.577</b>	<b>6</b>
10	53	Michaël Verbrugge (BEL)	39.134	2	18	37.554	2	14	31.085	8	18	1:47.773	<b>1:48.288</b>	<b>2</b>
11	14	Jendrik Sättele (GER)	39.367	13	19	38.025	2	19	31.515	1	19	1:48.907	<b>1:49.482</b>	<b>14</b>
12	4	Matthias Meggle (GER)	38.256	8	6	36.535	4	2	30.463	7	8	1:45.254	<b>1:45.541</b>	<b>6</b>
13	9	Milan Wiedemann (GER)	40.269	2	20	38.566	7	20	31.953	4	20	1:50.788	<b>1:51.189</b>	<b>4</b>
14	19	Chris Leibold (GER)	40.660	7	23	39.195	7	22	32.165	8	22	1:52.020	<b>1:52.071</b>	<b>7</b>
15	25	Jessica Langstädtler (GER)	40.331	6	21	39.362	14	23	32.078	14	21	1:51.771	<b>1:52.237</b>	<b>14</b>
16	16	Yannik Tuisel (GER)	40.573	14	22	39.113	12	21	32.244	12	23	1:51.930	<b>1:52.120</b>	<b>14</b>
17	54	Joel Kugler (SUI)	41.261	10	24	40.072	6	24	32.892	14	24	1:54.225	<b>1:54.668</b>	<b>8</b>
18	11	Pedro John (GER)	38.114	6	2	36.687	7	8	30.300	9	3	1:45.101	<b>1:45.306</b>	<b>7</b>
19	3	Dennis Norick Stelzer (GER)	38.396	5	8	36.355	4	1	30.312	7	4	1:45.063	<b>1:45.698</b>	<b>4</b>
20	52	Petr Voslajer (CZE)	38.243	8	5	36.639	10	6	30.233	6	2	1:45.115	<b>1:45.617</b>	<b>6</b>
21	7	Tim Georgi (GER)	37.968	9	1	36.547	8	3	30.414	7	6	1:44.929	<b>1:45.391</b>	<b>6</b>
22	6	Lukas Tulovic (GER)	38.239	5	4	36.627	8	5	30.318	7	5	1:45.184	<b>1:45.382</b>	<b>7</b>
23	21	Marlon Schroeder (GER)	39.080	4	17	37.678	3	18	31.074	1	17	1:47.832	<b>1:47.904</b>	<b>4</b>
24	51	Jirka Mrkývka (CZE)	38.787	2	12	36.874	2	10	30.422	1	7	1:46.083	<b>1:50.180</b>	<b>1</b>
25	17	Marc Zellhöfer (GER)				47.098	1	25						<b>0</b>

## Int. ADAC Motorradpreis von Niedersachsen

ADAC Niedersachsen - Sachsen Anhalt e.V.

### Lapchart for Rennen

20 - 22 June 2014  
Oschersleben - 3667 mtr.

Nr.	Name	Pos	Laps	1	2	3	4	5	6	7	8	9	10	11	12	13	14	15
6	Lukas Tulovic	1	6	6	4	4	7	6	7	6	4	7	52	52	3	23	23	23
4	Matthias Meggle	2	4	4	6	7	4	7	4	4	6	3	3	3	8	8	8	8
7	Tim Georgi	3	7	7	7	6	6	4	6	7	7	11	8	23	23	20	20	20
3	Dennis Norick Stelzer	4	3	3	3	3	3	3	3	3	3	52	23	8	20	5	5	5
11	Pedro John	5	11	52	52	11	52	52	11	52	8	20	20	5	1	1	1	1
52	Petr Voslajer	6	52	11	11	52	11	11	52	11	23	5	5	1	84	84	84	84
51	Jirka Mrkývka	7	51	20	8	8	8	8	8	8	8	20	1	1	84	2	2	26
23	Kenny Leibold	8	23	8	20	20	20	20	23	23	5	84	84	2	26	26	2	2
20	Hagen Wiedemann	9	20	23	23	23	23	23	23	20	20	1	2	26	26	12	12	12
8	Maximilian Sohnius	10	8	5	1	5	5	5	5	5	5	2	12	2	12	53	53	53
5	Jonas Hähle	11	5	1	5	1	1	1	1	1	1	84	26	12	53	14	14	14
12	Leon Langstädtler	12	12	12	12	12	2	84	2	2	12	53	53	14	9	4	4	4
2	Tim Aydin	13	2	2	21	21	84	2	84	12	26	14	14	9	4	9	9	9
1	Dominic Kaßner	14	1	21	2	2	12	12	12	84	53	9	9	4	19	19	19	19
84	Tim Holtz	15	84	53	84	84	26	26	26	26	14	19	19	19	25	16	25	25
21	Marlon Schroeder	16	21	84	26	26	14	14	14	14	9	25	4	25	16	25	16	16
53	Michaël Verbrugge	17	53	26	14	14	9	53	53	53	19	4	25	16	54	54		
26	Toni Thurmayer	18	26	14	9	9	53	9	9	9	25	16	16	54	11	11		
14	Jendrik Sättele	19	14	9	25	19	19	25	19	19	16	54	54	11				
9	Milan Wiedemann	20	9	25	19	53	25	19	25	25	4	11	11					
16	Yannik Tuisel	21	16	19	53	25	16	16	16	16	54							
25	Jessica Langstädtler	22	25	16	16	16	54	54	54	54								
19	Chris Leibold	23	19	54	54	54												
54	Joel Kugler	24	54															
17	Marc Zellhöfer	25	17															



## Int. ADAC Motorradpreis von Niedersachsen

ADAC Niedersachsen - Sachsen Anhalt e.V.

### Heat Statistics

**Heat name** : ADAC Junior Cup powered by KTM - Rennen  
**Heat Date** : 22 June 2014  
**Circuit name** : Oschersleben - 3667 mtr.

**Participants Started** : 25                      **Participants Classified** : 18  
**Participants Finished** : 18                   **Participants Not Classified** : 7  
**Participants Not Finished** : 7

**Green flag at** : 22.06.2014 - 09:59:48      **Heat recording start time** : 22.06.2014 - 09:44:52  
**Finish flag waved at** : 22.06.2014 - 10:26:33      **Heat recording end time** : 22.06.2014 - 10:28:23  
**Total time under Green** : 26:45                      **Total of All Laps in Heat** : 314

**Number of cautions** : 0                              **Total time under Yellow** : 00:00:00  
**Number of code-60's** : 0                              **Total time under Code-60** : 00:00:00

### Leader history during the Heat

#	Nbr	Lap	to Lap	Name	Car
1	6	1	1	Lukas Tulovic	KTM RC390
2	4	2	3	Matthias Meggle	KTM RC390
3	7	4	4	Tim Georgi	KTM RC390
4	6	5	5	Lukas Tulovic	KTM RC390
5	7	6	6	Tim Georgi	KTM RC390
6	6	7	7	Lukas Tulovic	KTM RC390
7	4	8	8	Matthias Meggle	KTM RC390
8	7	9	9	Tim Georgi	KTM RC390
9	52	10	11	Petr Voslajer	KTM RC390
10	3	12	12	Dennis Norick Stelzer	KTM RC390
11	23	13	15	Kenny Leibold	KTM RC390

### Best Lap time history during the Heat

#	Nbr	lap time	in lap	Name	Car	time of day
1	6	1:50.713	1	Lukas Tulovic	KTM RC390	10:01:38
2	4	1:50.314	1	Matthias Meggle	KTM RC390	10:01:39
3	51	1:50.180	1	Jirka Mrkývka	KTM RC390	10:01:40
4	4	1:46.488	2	Matthias Meggle	KTM RC390	10:03:25
5	7	1:46.420	2	Tim Georgi	KTM RC390	10:03:25
6	3	1:46.358	2	Dennis Norick Stelzer	KTM RC390	10:03:25
7	7	1:45.493	4	Tim Georgi	KTM RC390	10:06:57
8	23	1:45.347	4	Kenny Leibold	KTM RC390	10:07:02
9	23	1:45.267	6	Kenny Leibold	KTM RC390	10:10:34