

# ADAC GT Masters

## Results Warm Up



Provisional

Reg. Nr.: OSK CR 07/2014

Sunday 8.6.2014 08:30

Red Bull Ring, Length: 4326 m

Air temperature: 22.5°C

Track temperature: 21.5°C

Weather condition: Dry

started : 27      classified : 27      not classified : 0

|    | Drivers                          | Team                            | Car                       | Lap | Best Time       | Gap      | Diff   | Kph   | Day Time |
|----|----------------------------------|---------------------------------|---------------------------|-----|-----------------|----------|--------|-------|----------|
| 1  | 20 M.Sandritter/J.Klingmann      | PIXUM Team Schubert             | BMW Z4 GT3                | 6   | <b>1:31.389</b> |          |        | 170,4 | 8:39:48  |
| 2  | 21 L.Ludwig/A.Day                | BKK Mobil Oil Zakspeed          | Mercedes-Benz SLS AMG GT3 | 5   | <b>1:31.687</b> | 0.298    | 0.298  | 169,9 | 8:39:40  |
| 3  | 1 O.Gavin/D.Keilwitz             | Callaway Competition            | Corvette Z06.R GT3        | 5   | <b>1:31.959</b> | 0.570    | 0.272  | 169,4 | 8:39:22  |
| 4  | 22 N.Bastian/J.Alguersuari       | ROWE Racing                     | Mercedes-Benz SLS AMG GT3 | 3   | <b>1:31.979</b> | 0.590    | 0.020  | 169,3 | 8:39:07  |
| 5  | 2 P.Assenheimer/D.Alessi         | Callaway Competition            | Corvette Z06.R GT3        | 5   | <b>1:32.019</b> | 0.630    | 0.040  | 169,2 | 8:40:18  |
| 6  | 26 M.Götz/M.Buhk                 | H.T.P. Motorsport               | Mercedes-Benz SLS AMG GT3 | 5   | <b>1:32.303</b> | 0.914    | 0.284  | 168,7 | 8:38:00  |
| 7  | 23 J.Seyffarth/M.Engel           | ROWE Racing                     | Mercedes-Benz SLS AMG GT3 | 5   | <b>1:32.689</b> | 1.300    | 0.386  | 168,0 | 8:39:16  |
| 8  | 24 A.von Thurn und Taxis/T.Engel | Reiter Engineering              | Chevrolet Camaro GT       | 5   | <b>1:32.769</b> | 1.380    | 0.080  | 167,9 | 8:38:57  |
| 9  | 3 C.Engelhart/J.van Lagen        | GW IT Racing Team Schütz Motors | Porsche 911 GT3 R         | 5   | <b>1:32.802</b> | 1.413    | 0.033  | 167,8 | 8:38:19  |
| 10 | 14 F.Spengler/M.Asmer            | MRS GT-Racing                   | McLaren MP4-12C GT3       | 5   | <b>1:32.960</b> | 1.571    | 0.158  | 167,5 | 8:38:53  |
| 11 | 11 F.Hamprecht/N.Thiim           | Prosperia C. Abt Racing         | Audi R8 LMS ultra         | 3   | <b>1:33.095</b> | 1.706    | 0.135  | 167,3 | 8:35:25  |
| 12 | 16 P.Geipel/R.Frey               | YACO Racing                     | Audi R8 LMS ultra         | 5   | <b>1:33.119</b> | 1.730    | 0.024  | 167,2 | 8:38:39  |
| 13 | 5 M.Farnbacher/N.Morcom          | Farnbacher Racing               | Porsche 911 GT3 R         | 3   | <b>1:33.205</b> | 1.816    | 0.086  | 167,1 | 8:39:54  |
| 14 | 100 D.Dobitsch/F.Stoll           | kfzteile24 APR Motorsport       | Audi R8 LMS ultra         | 5   | <b>1:33.273</b> | 1.884    | 0.068  | 167,0 | 8:38:34  |
| 15 | 6 S.Asch/P.Frommenwiler          | Farnbacher Racing               | Porsche 911 GT3 R         | 3   | <b>1:33.515</b> | 2.126    | 0.242  | 166,5 | 8:34:58  |
| 16 | 7 H.Handlos(*G*)/A.Renauer       | TONINO Team Herberth            | Porsche 911 GT3 R         | 6   | <b>1:33.547</b> | 2.158    | 0.032  | 166,5 | 8:40:09  |
| 17 | 27 L.Stolz/H.Frentzen            | H.T.P. Motorsport               | Mercedes-Benz SLS AMG GT3 | 4   | <b>1:33.609</b> | 2.220    | 0.062  | 166,4 | 8:37:48  |
| 18 | 4 A.Wossos(*G*)/W.Nathan(*G*)    | GW IT Racing Team Schütz Motors | Porsche 911 GT3 R         | 5   | <b>1:34.472</b> | 3.083    | 0.863  | 164,8 | 8:39:05  |
| 19 | 8 R.Renauer/N.Siedler            | TONINO Team Herberth            | Porsche 911 GT3 R         | 3   | <b>1:34.669</b> | 3.280    | 0.197  | 164,5 | 8:36:09  |
| 20 | 13 D.Jahn/S.Barth                | RWT Racing Team                 | Corvette Z06.R GT3        | 3   | <b>1:34.761</b> | 3.372    | 0.092  | 164,3 | 8:35:34  |
| 21 | 19 C.Hürtgen/D.Baumann           | PIXUM Team Schubert             | BMW Z4 GT3                | 4   | <b>1:35.730</b> | 4.341    | 0.969  | 162,7 | 8:37:27  |
| 22 | 9 D.Jöst(*G*)/S.Wackerbauer      | TONINO Team Herberth            | Porsche 911 GT3 R         | 4   | <b>1:37.350</b> | 5.961    | 1.620  | 160,0 | 8:39:50  |
| 23 | 10 K.van der Linde/R.Rast        | Prosperia C. Abt Racing         | Audi R8 LMS ultra         | 2   | <b>1:37.920</b> | 6.531    | 0.570  | 159,0 | 8:34:06  |
| 24 | 17 R.Lips(*G*)/L.Marionek        | Callaway Competition            | Corvette Z06.R GT3        | 3   | <b>1:39.680</b> | 8.291    | 1.760  | 156,2 | 8:37:28  |
| 25 | 32 H.Proczyk/G.Tweraser          | GRT Grasser Racing Team         | Lamborghini Gallardo FL2  | 2   | <b>1:58.388</b> | 26.999   | 18.708 | 131,5 | 8:37:38  |
| 26 | 31 S.Halek/S.Bickel              | GRT Grasser Racing Team         | Lamborghini Gallardo FL2  | 3   | <b>2:32.174</b> | 1:00.785 | 33.786 | 102,3 | 8:36:52  |
|    | 18 T.Seiler(*G*)/J.Bleekemolen   | Callaway Competition            | Corvette Z06.R GT3        | 0   |                 |          |        |       |          |

Following race director decision cancellation of the relevant lap time track limits no. 5,2,21,6,22,31,27,19,10

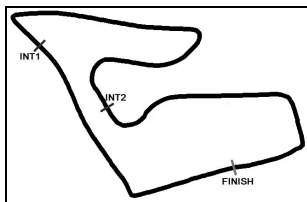
(\*G\*) marks the gentlemen driver

**Subject to final scrutineering!**

Publications Time:

Clerk of the course:

Time Keeping:



# ADAC GT Masters

## Lap Analysis Warm Up



Provisional

Reg. Nr.: OSK CR 07/2014

Sunday 8.6.2014 08:30

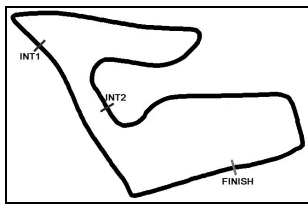
Red Bull Ring, Length: 4326 m

Air temperature: 22.8°C

Track temperature: 21.0°C

Weather condition: Dry

| Lap   | Time            | SE1           | SP1        | SE2    | SP2        | SE3           | SP3        | Lap                                   | Time            | SE1           | SP1        | SE2           | SP2        | SE3           | SP3        |
|---|-----------------|---------------|------------|--------|------------|---------------|------------|---------------------------------------|-----------------|---------------|------------|---------------|------------|---------------|------------|
| <b>1</b> Oliver Gavin, GBR/ Daniel Keilwitz, DEU        |                 |               |            |        |            |               |            | <b>theoretical besttime: 1:31.679</b> |                 |               |            |               |            |               |            |
| 1   | 2:57.799        | 1:29.344      | 163        | 55.452 | 120        | 33.003        | 185        | 4                                     | 1:32.133        | 22.835        | <b>243</b> | 40.727        | 155        | 28.571        | <b>208</b> |
| 2   | 1:47.563        | 27.023        | 189        | 48.667 | 126        | 31.873        | 207        | 5                                     | <b>1:31.959</b> | 22.824        | 242        | 40.638        | <b>157</b> | <b>28.497</b> | 207        |
| 3   | 1:33.408        | 23.109        | 239        | 41.328 | 153        | 28.971        | 207        | 6                                     | 1:44.360        | <b>22.754</b> | <b>243</b> | <b>40.428</b> | 155        | 41.178        |            |
| <b>2</b> Patrick Assenheimer, DEU/ Diego Alessi, ITA    |                 |               |            |        |            |               |            | <b>theoretical besttime: 1:31.917</b> |                 |               |            |               |            |               |            |
| 1   | 2:33.756        | 1:09.655      | 152        | 51.553 | 138        | 32.548        | 203        | 4                                     | 1:32.633        | <b>22.770</b> | 243        | 40.942        | 157        | 28.921        | 208        |
|   | 1:34.924        | 23.377        | 241        | 42.007 | 159        | 29.540        | 208        | 5                                     | <b>1:32.019</b> | 22.872        | <b>244</b> | <b>40.341</b> | 160        | <b>28.806</b> | <b>210</b> |
| 2   | 1:33.087        | 22.820        | 243        | 41.235 | <b>162</b> | 29.032        | 208        | 6                                     | 2:04.979        | 25.056        | 123        | 52.529        | 156        | 47.394        |            |
| 3   | 1:32.316        | 22.906        | 243        | 40.394 | 159        | 29.016        | 209        |                                       |                 |               |            |               |            |               |            |
| <b>3</b> Christian Engelhart, DEU/ Jaap van Lagen, NLD  |                 |               |            |        |            |               |            | <b>theoretical besttime: 1:32.774</b> |                 |               |            |               |            |               |            |
| 1   | 1:52.125        | 36.589        | 195        | 45.382 | 147        | 30.154        | 200        | 5                                     | <b>1:32.802</b> | <b>23.082</b> | <b>236</b> | <b>40.590</b> | 156        | 29.130        | 202        |
| 2   | 1:34.655        | 23.698        | 234        | 41.741 | 157        | 29.216        | 203        | 6                                     | 1:34.220        | 23.142        | 236        | 40.671        | 156        | 30.407        | 152        |
| 3   | 1:33.325        | 23.214        | 235        | 41.009 | <b>159</b> | <b>29.102</b> | 202        | 7                                     | 2:01.081        | 26.720        | 163        | 51.135        | 136        | 43.226        |            |
| 4   | 1:46.854        | 26.629        | 128        | 49.090 | 142        | 31.135        | <b>203</b> |                                       |                 |               |            |               |            |               |            |
| <b>4</b> Antonios Wossos, GRC/ Wolf Nathan, NLD         |                 |               |            |        |            |               |            | <b>theoretical besttime: 1:34.328</b> |                 |               |            |               |            |               |            |
| 1   | 2:38.883        | 1:13.879      | 155        | 51.124 | 135        | 33.880        | 193        | 4                                     | 1:36.267        | 23.808        | 234        | 41.700        | 152        | 30.759        | 200        |
| 2   | 1:39.381        | 25.050        | 214        | 43.462 | 145        | 30.869        | 199        | 5                                     | <b>1:34.472</b> | <b>23.438</b> | <b>235</b> | 41.219        | 153        | <b>29.815</b> | <b>201</b> |
| 3   | 1:36.275        | 23.738        | 233        | 42.393 | 149        | 30.144        | 201        | 6                                     | 1:53.928        | 23.600        | 234        | <b>41.075</b> | <b>157</b> | 49.253        |            |
| <b>5</b> Mario Farnbacher, DEU/ Nathan Morcom, AUS      |                 |               |            |        |            |               |            | <b>theoretical besttime: 1:32.844</b> |                 |               |            |               |            |               |            |
| 1   | 2:02.394        | 44.061        | 203        | 47.204 | 138        | 31.129        | 201        | 2                                     | 1:33.240        | 23.149        | <b>238</b> | 41.038        | <b>158</b> | <b>29.053</b> | 203        |
|   | 1:35.036        | 23.574        | <b>236</b> | 41.905 | 155        | 29.557        | <b>203</b> | 3                                     | <b>1:33.205</b> | 23.163        | 238        | <b>40.678</b> | 157        | 29.364        | <b>205</b> |
|   | 1:36.799        | 23.367        | <b>237</b> | 42.276 | 137        | 31.156        | <b>204</b> | 4                                     | 1:51.426        | <b>23.113</b> | 237        | 42.604        | 143        | 45.709        |            |
|   | 1:33.929        | 23.388        | <b>237</b> | 41.286 | 151        | 29.255        | <b>205</b> |                                       |                 |               |            |               |            |               |            |
| <b>6</b> Sebastian Asch, DEU/ Philipp Frommenwiler, CHE |                 |               |            |        |            |               |            | <b>theoretical besttime: 1:33.002</b> |                 |               |            |               |            |               |            |
| 1   | 1:49.843        | 33.344        | 202        | 45.591 | 149        | 30.908        | 201        |                                       | 1:37.731        | 23.252        | <b>237</b> | <b>40.724</b> | 160        | 33.755        | -          |
| 2   | 1:34.767        | 23.644        | 230        | 41.618 | 156        | 29.505        | 202        | 4                                     | 3:36.050        | 2:25.782      | 234        | 41.121        | 159        | <b>29.147</b> | 190        |
| 3   | <b>1:33.515</b> | <b>23.131</b> | <b>237</b> | 40.939 | <b>167</b> | 29.445        | <b>202</b> | 5                                     | 2:09.760        | 31.412        | 116        | 51.907        | 162        | 46.441        |            |
| <b>7</b> Herbert Handlos, AUT/ Alfred Renauer, DEU      |                 |               |            |        |            |               |            | <b>theoretical besttime: 1:33.547</b> |                 |               |            |               |            |               |            |
| 1   | 2:12.944        | 47.657        | 163        | 52.811 | 125        | 32.476        | 199        | 5                                     | 1:36.611        | 25.221        | 206        | 41.932        | 146        | 29.458        | 202        |
| 2   | 1:37.497        | 24.381        | 211        | 43.259 | 138        | 29.857        | <b>204</b> | 6                                     | <b>1:33.547</b> | <b>23.241</b> | <b>237</b> | <b>41.213</b> | 149        | <b>29.093</b> | 203        |
| 3   | 1:34.501        | 23.373        | 236        | 41.814 | <b>150</b> | 29.314        | 203        | 7                                     | 2:00.032        | 26.375        | 161        | 49.380        | 134        | 44.277        |            |
| 4   | 1:34.601        | 23.310        | 236        | 41.399 | 149        | 29.892        | 195        |                                       |                 |               |            |               |            |               |            |
| <b>8</b> Robert Renauer, DEU/ Norbert Siedler, AUT      |                 |               |            |        |            |               |            | <b>theoretical besttime: 1:33.658</b> |                 |               |            |               |            |               |            |
| 1   | 2:52.419        | 1:22.509      | 136        | 54.838 | 115        | 35.072        | 191        | 4                                     | 1:54.298        | 25.052        | 153        | 50.871        | 135        | 38.375        |            |
| 2   | 1:42.209        | 26.216        | 183        | 45.742 | 139        | 30.251        | 203        | 5                                     | 3:00.795        | 1:32.523      | 234        | <b>40.965</b> | <b>152</b> | 47.307        |            |
| 3   | <b>1:34.669</b> | <b>23.396</b> | <b>236</b> | 41.976 | 149        | <b>29.297</b> | <b>204</b> |                                       |                 |               |            |               |            |               |            |
| <b>9</b> Dominic Jöst, DEU/ Stefan Wackerbauer, DEU     |                 |               |            |        |            |               |            | <b>theoretical besttime: 1:36.026</b> |                 |               |            |               |            |               |            |
| 1   | 3:03.350        | 1:18.571      | 129        | 56.904 | 110        | 47.875        |            | 4                                     | <b>1:37.350</b> | 23.578        | 235        | <b>41.681</b> | <b>154</b> | 32.091        | <b>204</b> |
| 2   | 3:18.496        | 1:42.134      | 142        | 56.268 | 110        | 40.094        | 157        | 5                                     | 1:53.245        | <b>23.177</b> | <b>236</b> | 45.308        | 140        | 44.760        |            |
| 3   | 1:51.328        | 30.600        | 163        | 49.560 | 143        | <b>31.168</b> | 200        |                                       |                 |               |            |               |            |               |            |
| <b>10</b> Kelvin van der Linde, ZAF/ Rene Rast, DEU     |                 |               |            |        |            |               |            | <b>theoretical besttime: 1:32.289</b> |                 |               |            |               |            |               |            |
| 1   | 2:28.267        | 54.781        | 138        | 59.029 | 108        | 34.457        | 197        | 4                                     | 2:28.597        | 1:18.208      | 229        | 41.551        | 153        | <b>28.838</b> | <b>203</b> |
| 2   | <b>1:37.920</b> | 24.824        | 215        | 43.550 | 150        | 29.546        | 203        |                                       | 1:32.303        | 23.268        | <b>234</b> | <b>40.291</b> | <b>160</b> | 28.744        | 203        |
| 3   | 1:41.102        | 23.621        | 210        | 43.885 | 144        | 33.596        |            | 5                                     | 1:53.150        | <b>23.160</b> | <b>234</b> | 44.158        | 142        | 45.832        |            |



# ADAC GT Masters

## Lap Analysis Warm Up



Provisional

Reg. Nr.: OSK CR 07/2014

Sunday 8.6.2014 08:30

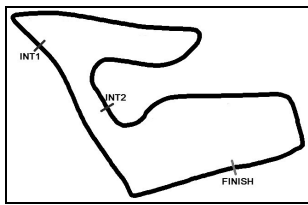
Red Bull Ring, Length: 4326 m

Air temperature: 22.8°C

Track temperature: 21.0°C

Weather condition: Dry

| Lap  | Time            | SE1           | SP1 | SE2           | SP2        | SE3           | SP3        | Lap                                   | Time            | SE1           | SP1        | SE2           | SP2        | SE3           | SP3        |
|--|-----------------|---------------|-----|---------------|------------|---------------|------------|---------------------------------------|-----------------|---------------|------------|---------------|------------|---------------|------------|
| <b>11 Fabian Hamprecht, DEU/ Nicki Thiim, DNK</b>    |                 |               |     |               |            |               |            | <b>theoretical besttime: 1:32.510</b> |                 |               |            |               |            |               |            |
| 1  | 2:16.713        | 54.645        | 181 | 49.296        | 147        | 32.772        | 200        | 4                                     | 1:35.008        | <b>23.276</b> | <b>234</b> | 41.127        | 157        | 30.605        | 203        |
| 2  | 1:35.670        | 23.789        | 218 | 42.336        | 158        | 29.545        | 202        | 5                                     | 1:36.732        | 23.286        | 234        | <b>40.494</b> | <b>165</b> | 32.952        |            |
| 3  | <b>1:33.095</b> | 23.370        | 233 | 40.985        | 160        | <b>28.740</b> | <b>203</b> | 6                                     | 2:47.203        | 1:17.815      | 228        | 45.261        | 118        | 44.127        |            |
| <b>13 David Jahn, DEU/ Sven Barth, DEU</b>           |                 |               |     |               |            |               |            | <b>theoretical besttime: 1:33.640</b> |                 |               |            |               |            |               |            |
| 1  | 2:18.172        | 56.826        | 165 | 49.836        | 147        | 31.510        | 202        | 4                                     | 1:40.425        | 23.106        | 241        | 43.076        | 144        | 34.243        |            |
| 2  | 1:41.210        | 24.293        | 178 | 46.058        | 149        | 30.859        | 203        | 5                                     | 2:25.101        | 1:14.493      | 231        | <b>41.651</b> | <b>152</b> | <b>28.957</b> | <b>208</b> |
| 3  | <b>1:34.761</b> | 23.427        | 238 | 41.816        | 146        | 29.518        | 207        | 6                                     | 1:52.839        | <b>23.032</b> | <b>241</b> | 46.442        | 126        | 43.365        |            |
| <b>14 Florian Spengler, DEU/ Marko Asmer, EST</b>    |                 |               |     |               |            |               |            | <b>theoretical besttime: 1:32.685</b> |                 |               |            |               |            |               |            |
| 1  | 2:26.151        | 1:01.904      | 150 | 51.228        | 124        | 33.019        | 202        | 5                                     | <b>1:32.960</b> | 23.190        | 238        | 40.926        | 151        | <b>28.844</b> | 204        |
| 2  | 1:45.529        | 24.235        | 233 | 47.628        | 135        | 33.666        | 203        | 6                                     | 1:33.015        | <b>23.110</b> | <b>239</b> | <b>40.731</b> | <b>153</b> | 29.174        | 203        |
| 3  | 1:35.392        | 23.491        | 238 | 42.457        | 143        | 29.444        | 205        | 7                                     | 1:58.762        | 25.018        | 184        | 47.291        | 136        | 46.453        |            |
| 4  | 1:33.383        | 23.292        | 238 | 41.096        | 149        | 28.995        | <b>206</b> |                                       |                 |               |            |               |            |               |            |
| <b>16 Philip Geipel, DEU/ Rahel Frey, CHE</b>        |                 |               |     |               |            |               |            | <b>theoretical besttime: 1:33.102</b> |                 |               |            |               |            |               |            |
| 1  | 2:19.077        | 58.844        | 160 | 49.407        | 141        | 30.826        | 197        | 4                                     | 1:33.363        | 23.432        | 231        | 40.963        | 155        | 28.968        | <b>201</b> |
| 2  | 1:39.232        | 24.056        | 214 | 43.460        | 130        | 31.716        | 199        | 5                                     | <b>1:33.119</b> | 23.438        | 230        | <b>40.731</b> | 155        | <b>28.950</b> | 200        |
| 3  | 1:34.591        | 23.758        | 229 | 41.558        | 139        | 29.275        | 200        | 6                                     | 1:38.694        | <b>23.421</b> | <b>232</b> | 40.917        | <b>156</b> | 34.356        |            |
| <b>17 Remo Lips, CHE/ Lennart Marioneck, DEU</b>     |                 |               |     |               |            |               |            | <b>theoretical besttime: 1:36.395</b> |                 |               |            |               |            |               |            |
| 1  | 2:28.114        | 1:00.615      | 188 | 49.281        | 121        | 38.218        |            | 3                                     | <b>1:39.680</b> | 23.777        | 211        | 45.230        | 133        | <b>30.673</b> | <b>206</b> |
| 2  | 3:20.353        | 2:00.655      | 180 | 47.755        | 122        | 31.943        | 202        | 4                                     | 1:39.402        | <b>23.694</b> | <b>241</b> | <b>42.028</b> | <b>139</b> | 33.680        |            |
| <b>18 Toni Seiler, CHE/ Jeroen Bleekemolen, NLD</b>  |                 |               |     |               |            |               |            | <b>theoretical besttime: 1:07.196</b> |                 |               |            |               |            |               |            |
| 1  | 2:14.568        | 55.184        | 168 | 48.057        | 154        | 31.327        | <b>204</b> | 3                                     | 6:58.544        | 5:23.903      | <b>196</b> | 45.910        | 153        | 48.731        |            |
| 2  | 1:44.154        | <b>24.044</b> | 195 | <b>43.152</b> | <b>163</b> | 36.958        |            |                                       |                 |               |            |               |            |               |            |
| <b>19 Claudia Hürtgen, DEU/ Dominik Baumann, AUT</b> |                 |               |     |               |            |               |            | <b>theoretical besttime: 1:33.116</b> |                 |               |            |               |            |               |            |
| 1  | 2:11.922        | 45.123        | 149 | 53.410        | 125        | 33.389        | 186        | 4                                     | <b>1:35.730</b> | 23.416        | <b>234</b> | 41.516        | 153        | 30.798        | <b>202</b> |
| 2  | 1:45.426        | 27.083        | 175 | 46.796        | 133        | 31.547        | 190        |                                       | 1:33.612        | 23.370        | 232        | 41.186        | 153        | 29.056        | 200        |
| 3  | 1:54.153        | 30.343        | 135 | 54.613        | 149        | <b>29.197</b> | 201        | 5                                     | 1:40.532        | <b>23.252</b> | <b>234</b> | <b>40.667</b> | <b>161</b> | 36.613        |            |
| <b>20 Max Sandritter, DEU/ Jens Klingmann, DEU</b>   |                 |               |     |               |            |               |            | <b>theoretical besttime: 1:31.365</b> |                 |               |            |               |            |               |            |
| 1  | 2:05.276        | 45.911        | 138 | 49.286        | 140        | 30.079        | 201        | 5                                     | 1:31.829        | 23.157        | 235        | 40.345        | 163        | 28.327        | <b>204</b> |
| 2  | 1:33.613        | 23.422        | 233 | 41.093        | 162        | 29.098        | 202        | 6                                     | <b>1:31.389</b> | 22.967        | 236        | <b>40.107</b> | <b>169</b> | <b>28.315</b> | 203        |
| 3  | 1:34.566        | 23.228        | 235 | 40.887        | 154        | 30.451        | 202        | 7                                     | 1:52.924        | <b>22.943</b> | <b>237</b> | 44.011        | 144        | 45.970        |            |
| 4  | 1:32.151        | 23.174        | 234 | 40.463        | 160        | 28.514        | 204        |                                       |                 |               |            |               |            |               |            |
| <b>21 Luca Ludwig, DEU/ Alon Day, ISR</b>            |                 |               |     |               |            |               |            | <b>theoretical besttime: 1:31.663</b> |                 |               |            |               |            |               |            |
| 1  | 1:57.844        | 39.110        | 209 | 45.212        | 118        | 33.522        | 201        | 4                                     | 1:32.214        | 23.138        | 238        | 40.259        | 168        | 28.817        | 204        |
| 2  | 1:33.440        | 23.269        | 237 | 41.125        | 166        | 29.046        | 202        | 5                                     | <b>1:31.687</b> | 22.918        | 239        | <b>40.072</b> | <b>169</b> | <b>28.697</b> | <b>205</b> |
|  | 1:32.606        | 23.053        | 238 | 40.524        | 168        | 29.029        | 200        | 6                                     | 1:46.971        | <b>22.894</b> | <b>240</b> | 43.326        | 154        | 40.751        |            |
| 3  | 1:32.465        | 23.178        | 238 | 40.480        | 166        | 28.807        | 204        |                                       |                 |               |            |               |            |               |            |
| <b>22 Nico Bastian, DEU/ Jaime Alguersuari, ESP</b>  |                 |               |     |               |            |               |            | <b>theoretical besttime: 1:31.927</b> |                 |               |            |               |            |               |            |
| 1  | 2:55.205        | 1:34.952      | 189 | 45.983        | 145        | 34.270        | 201        |                                       | 1:32.386        | <b>22.983</b> | <b>239</b> | 40.413        | 163        | 28.990        | 204        |
| 2  | 1:35.346        | 23.842        | 236 | 42.176        | 153        | 29.328        | 203        | 3                                     | <b>1:31.979</b> | 23.032        | 238        | 40.269        | 163        | <b>28.678</b> | <b>206</b> |
|  | 1:32.931        | 23.208        | 237 | 40.734        | <b>164</b> | 28.989        | 205        |                                       | 1:53.302        | 23.000        | <b>239</b> | <b>40.266</b> | 164        | 50.036        | -          |



# ADAC GT Masters

## Lap Analysis Warm Up



Provisional

Reg. Nr.: OSK CR 07/2014

Sunday 8.6.2014 08:30

Red Bull Ring, Length: 4326 m

Air temperature: 22.8°C

Track temperature: 21.0°C

Weather condition: Dry

| Lap  | Time            | SE1      | SP1        | SE2    | SP2 | SE3           | SP3        | Lap                                   | Time            | SE1           | SP1        | SE2           | SP2        | SE3           | SP3        |
|--|-----------------|----------|------------|--------|-----|---------------|------------|---------------------------------------|-----------------|---------------|------------|---------------|------------|---------------|------------|
| <b>23</b> Jan Seyffarth, DEU/ Maro Engel, DEU              |                 |          |            |        |     |               |            | <b>theoretical besttime: 1:32.160</b> |                 |               |            |               |            |               |            |
| 1  | 2:03.946        | 46.227   | 180        | 45.686 | 146 | 32.033        | 202        | 4                                     | 2:29.441        | 1:19.256      | 233        | 41.129        | 161        | 29.056        | 201        |
| 2  | 1:34.244        | 23.435   | 236        | 41.506 | 159 | 29.303        | 203        | <b>5</b>                              | <b>1:32.689</b> | 23.267        | 236        | 40.585        | 164        | <b>28.837</b> | <b>203</b> |
| 3  | 1:36.725        | 23.143   | <b>238</b> | 41.217 | 160 | 32.365        |            | 6                                     | 1:48.935        | <b>23.017</b> | 237        | <b>40.306</b> | <b>168</b> | 45.612        |            |
| <b>24</b> Albert von Thurn und Taxis, DEU/ Tomas Enge, CZE |                 |          |            |        |     |               |            | <b>theoretical besttime: 1:32.079</b> |                 |               |            |               |            |               |            |
| 1  | 2:08.456        | 40.091   | 128        | 54.306 | 142 | 34.059        | 177        | 4                                     | 1:35.645        | 23.547        | 221        | 42.987        | 161        | 29.111        | 204        |
| 2  | 1:54.818        | 29.289   | 152        | 53.093 | 148 | 32.436        | 203        | <b>5</b>                              | <b>1:32.769</b> | 23.053        | 239        | 40.805        | <b>166</b> | <b>28.911</b> | <b>208</b> |
| 3  | 1:46.220        | 26.837   | 176        | 48.845 | 147 | 30.538        | 205        | 6                                     | 1:36.322        | <b>22.962</b> | <b>241</b> | <b>40.206</b> | 163        | 33.154        |            |
| <b>26</b> Maximilian Götz, DEU/ Maximilian Buhk, DEU       |                 |          |            |        |     |               |            | <b>theoretical besttime: 1:32.157</b> |                 |               |            |               |            |               |            |
| 1  | 1:48.640        | 31.679   | 174        | 46.238 | 142 | 30.723        | 199        | 4                                     | 1:32.502        | 23.048        | 237        | 40.600        | 165        | <b>28.854</b> | <b>205</b> |
| 2  | 1:34.552        | 23.686   | 234        | 41.510 | 159 | 29.356        | 203        | <b>5</b>                              | <b>1:32.303</b> | <b>23.005</b> | 237        | 40.325        | 163        | 28.973        | <b>205</b> |
| 3  | 1:33.005        | 23.212   | 236        | 40.893 | 161 | 28.900        | 205        | 6                                     | 1:36.304        | 23.174        | <b>238</b> | <b>40.298</b> | <b>168</b> | 32.832        |            |
| <b>27</b> Luca Stolz, DEU/ Heinz-Harald Frentzen, DEU      |                 |          |            |        |     |               |            | <b>theoretical besttime: 1:33.532</b> |                 |               |            |               |            |               |            |
| 1  | 2:56.675        | 1:23.364 | 133        | 56.886 | 127 | 36.425        | 174        | <b>4</b>                              | <b>1:33.609</b> | 23.354        | 236        | <b>41.177</b> | <b>169</b> | <b>29.078</b> | 203        |
| 2  | 1:40.830        | 25.441   | 216        | 44.321 | 163 | 31.068        | 202        |                                       | 1:40.759        | 24.841        | 161        | 45.990        | 155        | 29.928        | <b>204</b> |
| 3  | 1:37.133        | 23.442   | 235        | 42.356 | 125 | 31.335        | 200        | 5                                     | 1:47.641        | <b>23.277</b> | <b>236</b> | 41.414        | 135        | 42.950        |            |
| <b>31</b> Sascha Halek, AUT/ Sandro Bickel, AUT            |                 |          |            |        |     |               |            | <b>theoretical besttime: 1:33.643</b> |                 |               |            |               |            |               |            |
| 1  | 2:37.000        | 1:10.575 | 149        | 52.745 | 129 | 33.680        | 199        |                                       | 1:33.756        | 23.480        | 233        | 41.184        | <b>156</b> | 29.092        | 203        |
| 2  | 1:42.988        | 24.199   | 224        | 43.905 | 141 | 34.884        |            |                                       |                 |               |            |               |            |               |            |
| 3  | <b>2:32.174</b> | 1:20.573 | 228        | 42.224 | 152 | <b>29.377</b> | <b>203</b> |                                       |                 |               |            |               |            |               |            |
| <b>32</b> Harald Proczyk, AUT/ Gerhard Tweraser, AUT       |                 |          |            |        |     |               |            | <b>theoretical besttime: 1:38.215</b> |                 |               |            |               |            |               |            |
| 1  | 5:40.521        | 4:08.176 | 153        | 54.963 | 114 | 37.382        | 190        | 3                                     | 1:37.465        | <b>23.294</b> | <b>231</b> | <b>41.132</b> | <b>155</b> | 33.039        |            |
| 2  | <b>1:58.388</b> | 30.938   | 155        | 53.661 | 124 | <b>33.789</b> | <b>204</b> | 4                                     | 3:04.102        | 1:23.190      | 153        | 53.435        | 118        | 47.477        |            |
| <b>100</b> Daniel Dobitsch, AUT/ Florian Stoll, DEU        |                 |          |            |        |     |               |            | <b>theoretical besttime: 1:33.273</b> |                 |               |            |               |            |               |            |
| 1  | 2:16.119        | 58.323   | 177        | 46.496 | 147 | 31.300        | 197        | 4                                     | 1:33.585        | 23.467        | <b>233</b> | 40.878        | <b>160</b> | 29.240        | <b>202</b> |
| 2  | 1:37.015        | 24.159   | 202        | 43.335 | 151 | 29.521        | 200        | <b>5</b>                              | <b>1:33.273</b> | <b>23.448</b> | <b>233</b> | <b>40.854</b> | 157        | <b>28.971</b> | 200        |
| 3  | 1:34.246        | 23.511   | 232        | 41.471 | 159 | 29.264        | 201        | 6                                     | 1:40.936        | 23.463        | 232        | 40.892        | 155        | 36.581        |            |