

ADAC GT Masters

Result List Qualifying 2



Provisional

Reg. Nr.: OSK CR 07/2014

Friday 6.6.2014 17:15

Red Bull Ring, Length: 4326 m

Air temperature: 26.3°C

Track temperature: 31.7°C

Weather condition: Dry

started : 27 classified : 27 not classified : 0

	Drivers	Team	Car	Lap	Best Time	Gap	Diff	Kph	Day Time
1	1 O.Gavin/ D.Keilwitz	Callaway Competition	Corvette Z06.R GT3	8	1:30.272			172,5	17:37:44
2	24 A.von Thurn und Taxis/ T.Engel	Reiter Engineering	Chevrolet Camaro GT	4	1:30.334	0.062	0.062	172,4	17:33:53
3	32 H.Proczyk/ G.Tweraser	GRT Grasser Racing Team	Lamborghini Gallardo FL2	9	1:30.626	0.354	0.292	171,8	17:32:37
4	18 T.Seiler(*G*)/ J.Bleekemolen	Callaway Competition	Corvette Z06.R GT3	11	1:30.718	0.446	0.092	171,7	17:39:26
5	26 M.Götz/ M.Buhk	H.T.P. Motorsport	Mercedes-Benz SLS AMG GT3	7	1:30.803	0.531	0.085	171,5	17:38:02
6	10 K.van der Linde/ R.Rast	Prosperia C. Abt Racing	Audi R8 LMS ultra	5	1:30.824	0.552	0.021	171,5	17:34:51
7	20 M.Sandritter/ J.Klingmann	PIXUM Team Schubert	BMW Z4 GT3	3	1:30.860	0.588	0.036	171,4	17:22:01
8	19 C.Hürtgen/ D.Baumann	PIXUM Team Schubert	BMW Z4 GT3	6	1:30.873	0.601	0.013	171,4	17:35:37
9	3 C.Engelhart/ J.van Lagen	GW IT Racing Team Schütz Motors	Porsche 911 GT3 R	3	1:30.954	0.682	0.081	171,2	17:30:03
10	2 P.Assenheimer/ D.Alessi	Callaway Competition	Corvette Z06.R GT3	7	1:30.980	0.708	0.026	171,2	17:31:48
11	8 R.Renauer/ N.Siedler	TONINO Team Herberth	Porsche 911 GT3 R	6	1:31.177	0.905	0.197	170,8	17:37:55
12	17 R.Lips(*G*)/ L.Marionek	Callaway Competition	Corvette Z06.R GT3	6	1:31.191	0.919	0.014	170,8	17:34:54
13	21 L.Ludwig/ A.Day	BKK Mobil Oil Zakspeed	Mercedes-Benz SLS AMG GT3	4	1:31.234	0.962	0.043	170,7	17:26:19
14	11 F.Hamprecht/ N.Thiim	Prosperia C. Abt Racing	Audi R8 LMS ultra	6	1:31.269	0.997	0.035	170,6	17:38:50
15	6 S.Asch/ P.Frommenwiler	Farnbacher Racing	Porsche 911 GT3 R	4	1:31.347	1.075	0.078	170,5	17:31:32
16	13 D.Jahn/ S.Barth	RWT Racing Team	Corvette Z06.R GT3	5	1:31.367	1.095	0.020	170,5	17:25:29
17	27 L.Stolz/ H.Frentzen	H.T.P. Motorsport	Mercedes-Benz SLS AMG GT3	4	1:31.449	1.177	0.082	170,3	17:31:56
18	23 J.Seyffarth/ M.Engel	ROWE Racing	Mercedes-Benz SLS AMG GT3	5	1:31.520	1.248	0.071	170,2	17:29:17
19	22 N.Bastian/ J.Alguersuari	ROWE Racing	Mercedes-Benz SLS AMG GT3	6	1:31.565	1.293	0.045	170,1	17:35:23
20	7 H.Handlos(*G*)/ A.Renauer	TONINO Team Herberth	Porsche 911 GT3 R	7	1:31.654	1.382	0.089	169,9	17:38:54
21	31 S.Halek/ S.Bickel	GRT Grasser Racing Team	Lamborghini Gallardo FL2	9	1:31.683	1.411	0.029	169,9	17:32:15
22	9 D.Jöst(*G*)/ S.Wackerbauer	TONINO Team Herberth	Porsche 911 GT3 R	4	1:31.734	1.462	0.051	169,8	17:31:19
23	100 D.Dobitsch/ F.Stoll	kfzteile24 APR Motorsport	Audi R8 LMS ultra	10	1:31.802	1.530	0.068	169,6	17:39:23
24	14 F.Spengler/ M.Asmer	MRS GT-Racing	McLaren MP4-12C GT3	7	1:31.856	1.584	0.054	169,5	17:33:41
25	16 P.Geipel/ R.Frey	YACO Racing	Audi R8 LMS ultra	4	1:32.111	1.839	0.255	169,1	17:22:44
26	5 M.Farnbacher/ N.Morcom	Farnbacher Racing	Porsche 911 GT3 R	8	1:32.309	2.037	0.198	168,7	17:32:58
27	4 A.Wossos(*G*)/ W.Nathan(*G*)	GW IT Racing Team Schütz Motors	Porsche 911 GT3 R	3	1:33.116	2.844	0.807	167,2	17:20:29

Following race director decision cancellation of the relevant lap time track limits no. 18,17,31,9,1,100,13,26,10,27,11,19,22,3

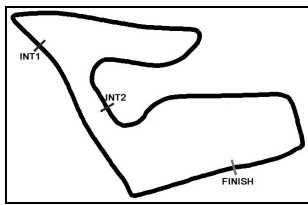
(*G*) marks the gentlemen driver

Subject to final scrutineering!

Publications Time:

Clerk of the course:

Time Keeping:



ADAC GT Masters

Lap Analysis Qualifying 2



Provisional

Reg. Nr.: OSK CR 07/2014

Friday 6.6.2014 17:15

Red Bull Ring, Length: 4326 m

Air temperature: 26.3°C

Track temperature: 31.7°C

Weather condition: Dry

Lap	Time	SE1	SP1	SE2	SP2	SE3	SP3	Lap	Time	SE1	SP1	SE2	SP2	SE3	SP3
1	Oliver Gavin, GBR/ Daniel Keilwitz, DEU							theoretical besttime: 1:30.177							
1	2:28.026	1:10.943	203	45.083	133	32.000	202	1	1:35.226	22.559	245	39.716	163	32.951	-
2	1:37.843	23.620	229	41.164	153	33.059	210	6	7:48.806	6:38.601	224	41.787	152	28.418	210
3	1:31.130	22.669	244	40.284	159	28.177	209	7	1:30.572	22.633	244	39.713	160	28.226	211
4	1:30.337	22.618	245	39.635	165	28.084	210	8	1:30.272	22.471	244	39.622	161	28.179	208
	1:39.895	22.535	244	48.030	148	29.330	209		1:37.321	22.714	243	40.821	153	33.786	-
5	1:32.752	22.542	245	39.687	164	30.523	210								

2	Patrick Assenheimer, DEU/ Diego Alessi, ITA							theoretical besttime: 1:30.762							
1	7:37.703	6:11.124	201	54.724	143	31.855	206	7	1:30.980	22.620	244	39.818	160	28.542	210
2	1:33.258	23.458	242	40.907	159	28.893	208	8	1:44.831	23.878	189	48.070	129	32.883	211
3	1:31.169	22.736	244	39.980	155	28.453	210	9	1:32.928	22.641	245	40.535	138	29.752	211
4	1:33.701	22.714	244	40.231	159	30.756	208	10	1:31.592	22.574	245	40.014	163	29.004	203
5	1:31.089	22.735	245	39.984	163	28.370	211	11	2:23.907	32.018	120	1:01.282	110	50.607	-
6	1:31.044	22.688	245	39.827	161	28.529	207								

3	Christian Engelhart, DEU/ Jaap van Lagen, NLD							theoretical besttime: 1:30.641							
1	11:59.618	10:30.925	178	58.757	146	29.936	202	6	1:31.500	22.828	237	40.133	168	28.539	205
2	1:33.131	23.536	235	40.640	163	28.955	203	7	1:31.409	23.013	237	39.771	163	28.625	201
3	1:30.954	22.959	237	39.850	168	28.145	204	8	1:46.410	28.323	151	48.473	143	29.614	205
4	1:33.186	22.785	236	41.130	154	29.271	204		1:40.828	22.877	237	41.534	153	36.417	-
5	1:33.627	22.930	237	39.711	167	30.986	203								

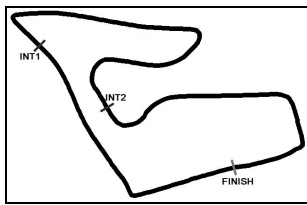
4	Antonios Wossos, GRC/ Wolf Nathan, NLD							theoretical besttime: 1:32.815							
1	2:22.164	1:05.200	181	45.945	139	31.019	198	6	1:33.120	23.419	234	40.495	163	29.206	200
2	1:33.916	23.982	233	40.741	162	29.193	198	7	1:33.915	23.740	234	40.550	162	29.625	201
3	1:33.116	23.447	234	40.635	161	29.034	201	8	1:33.861	24.060	235	40.617	164	29.184	202
4	1:43.326	24.522	205	42.100	158	36.704		9	1:33.465	23.286	236	40.906	159	29.273	202
5	2:38.633	1:27.818	172	41.542	158	29.273	202	10	1:44.770	24.500	197	42.161	149	38.109	-

5	Mario Farnbacher, DEU/ Nathan Morcom, AUS							theoretical besttime: 1:32.133							
1	4:11.256	2:51.907	163	46.794	148	32.555	201	6	1:32.517	23.161	238	40.574	163	28.782	202
2	1:43.988	23.728	235	41.438	155	38.822		7	1:32.351	23.043	238	40.614	163	28.694	204
3	4:20.075	3:09.627	229	41.491	163	28.957	202	8	1:32.309	23.050	238	40.584	163	28.675	203
4	1:33.533	23.323	236	41.367	160	28.843	203	9	1:32.331	23.143	239	40.415	165	28.773	204
5	1:32.368	23.105	238	40.527	161	28.736	203	10	1:48.861	24.223	175	45.614	159	39.024	-

6	Sebastian Asch, DEU/ Philipp Frommenwiler, CHE							theoretical besttime: 1:31.164							
1	11:56.674	10:42.711	156	44.520	155	29.443	203	5	1:31.421	22.957	237	40.048	167	28.416	203
2	1:32.581	23.356	233	40.698	167	28.527	203	6	1:31.524	22.957	238	40.048	168	28.519	202
3	1:31.571	23.050	237	40.211	169	28.310	204	7	1:33.875	22.926	237	40.703	155	30.246	203
4	1:31.347	22.967	237	39.928	164	28.452	204	8	1:39.382	23.077	236	40.359	168	35.946	-

7	Herbert Handlos, AUT/ Alfred Renauer, DEU							theoretical besttime: 1:31.473							
1	14:38.304	13:17.359	179	50.655	126	30.290	199	6	1:31.835	22.959	238	40.080	169	28.796	203
2	1:36.195	23.460	235	43.677	149	29.058	203	7	1:31.654	23.019	237	39.974	163	28.661	204
3	1:32.021	23.030	237	40.451	161	28.540	201	8	1:31.771	23.078	236	40.093	161	28.600	203
4	1:32.224	23.277	237	40.293	162	28.654	204	9	1:45.766	24.603	187	43.217	147	37.946	-
5	1:31.942	23.050	238	40.181	160	28.711	205								

8	Robert Renauer, DEU/ Norbert Siedler, AUT							theoretical besttime: 1:30.969							
1	15:11.405	13:48.178	194	51.012	147	32.215	201	6	1:31.177	22.807	238	39.955	172	28.415	205
2	1:36.425	23.398	236	40.436	166	32.591	202	7	1:31.395	22.846	239	40.049	158	28.500	204
3	1:31.367	22.904	238	40.149	166	28.314	203	8	1:31.411	22.877	239	40.052	160	28.482	203
4	1:31.583	22.947	238	40.117	161	28.519	203	9	2:15.103	28.416	152	53.099	122	53.588	-
5	1:34.024	22.817	239	39.848	171	31.359	203								



ADAC GT Masters

Lap Analysis Qualifying 2



Provisional

Reg. Nr.: OSK CR 07/2014

Friday 6.6.2014 17:15

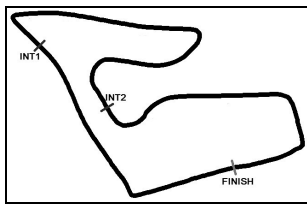
Red Bull Ring, Length: 4326 m

Air temperature: 26.3°C

Track temperature: 31.7°C

Weather condition: Dry

Lap	Time	SE1	SP1	SE2	SP2	SE3	SP3	Lap	Time	SE1	SP1	SE2	SP2	SE3	SP3
9 Dominic Jöst, DEU/ Stefan Wackerbauer, DEU								theoretical besttime: 1:31.585							
	7:00.543	5:40.929	143	47.188	144	32.426	185	3	1:32.086	23.097	237	40.584	162	28.405	203
1	1:34.989	24.887	233	41.242	161	28.860	201	4	1:31.734	22.929	237	40.251	166	28.554	203
	1:33.407	23.492	235	40.825	162	29.090	203	5	1:34.017	22.948	237	41.591	137	29.478	204
	1:32.485	23.181	236	40.621	164	28.683	202	6	1:42.771	22.958	238	41.636	146	38.177	
2	1:34.297	23.032	236	41.903	154	29.362	203								
10 Kelvin van der Linde, ZAF/ Rene Rast, DEU								theoretical besttime: 1:30.770							
1	11:59.204	10:32.828	168	52.028	146	34.348	187		1:41.611	24.590	191	48.345	147	28.676	205
2	1:37.889	26.622	200	42.966	157	28.301	204	5	1:30.824	22.863	237	39.821	164	28.140	205
3	1:31.393	23.032	236	39.964	157	28.397	203	6	1:42.938	22.935	238	47.001	134	33.002	205
4	1:30.994	22.944	236	39.785	162	28.265	204	7	1:40.911	22.845	236	39.975	169	38.091	
11 Fabian Hamprecht, DEU/ Nicki Thiim, DNK								theoretical besttime: 1:31.101							
1	14:30.075	13:17.610	188	43.603	154	28.862	202		1:38.325	23.155	235	42.669	117	32.501	204
2	1:31.740	23.221	234	40.288	167	28.231	202	5	1:31.328	23.040	235	40.043	165	28.245	204
3	1:31.309	23.034	235	39.863	170	28.412	202	6	1:31.269	23.147	234	39.847	168	28.275	202
4	1:36.877	23.023	236	41.173	130	32.681	204	7	2:00.075	24.818	194	51.688	135	43.569	
13 David Jahn, DEU/ Sven Barth, DEU								theoretical besttime: 1:31.321							
1	4:19.227	3:00.545	204	47.656	155	31.026	206	6	1:31.473	22.820	241	40.134	166	28.519	207
2	1:33.586	23.107	239	40.646	165	29.833	177		1:38.175	22.803	240	41.843	147	33.529	-
3	1:33.065	23.712	239	40.800	163	28.553	206	7	5:24.842	4:14.009	232	41.256	163	29.577	207
4	1:32.048	22.893	240	40.508	164	28.647	205	8	1:32.691	22.862	242	40.182	169	29.647	190
5	1:31.367	22.834	241	40.149	166	28.384	207	9	1:43.879	24.839	205	44.355	159	34.685	
14 Florian Spengler, DEU/ Marko Asmer, EST								theoretical besttime: 1:31.651							
1	9:22.816	8:02.943	180	49.000	133	30.873	204	6	1:32.064	23.017	238	40.375	162	28.672	204
2	1:32.648	23.273	237	40.684	154	28.691	205	7	1:31.856	23.015	238	40.154	161	28.687	203
3	1:34.162	23.100	238	40.388	162	30.674	146	8	1:32.170	22.937	239	40.355	158	28.878	203
4	1:35.993	25.556	233	41.420	153	29.017	205	9	1:40.173	23.004	239	40.310	160	36.859	
5	1:31.963	22.952	239	40.451	159	28.560	205								
16 Philip Geipel, DEU/ Rahel Frey, CHE								theoretical besttime: 1:31.840							
1	3:05.187	1:47.409	202	48.014	145	29.764	199	4	1:32.111	23.436	233	40.126	158	28.549	
2	1:34.556	23.752	231	41.486	159	29.318	199	5	1:32.254	23.403	233	40.371	163	28.480	201
3	1:32.259	23.433	233	40.321	159	28.505	202	6	1:42.118	23.234	233	43.426	126	35.458	
17 Remo Lips, CHE/ Lennart Marioneck, DEU								theoretical besttime: 1:31.066							
1	3:10.002	1:54.628	166	44.357	115	31.017	206	4	8:40.104	7:29.860	238	41.308	149	28.936	208
2	1:32.732	23.287	242	40.844	154	28.601	207	5	1:31.439	22.628	243	40.401	158	28.410	208
3	1:31.838	22.696	242	40.580	160	28.562	209	6	1:31.191	22.650	243	40.201	154	28.340	209
	1:57.404	25.666	178	51.704	136	40.034	-	7	1:37.755	22.525	244	40.399	160	34.831	
18 Toni Seiler, CHE/ Jeroen Bleekemolen, NLD								theoretical besttime: 1:30.432							
1	4:31.421	3:15.410	173	46.309	157	29.702	207	7	1:30.868	22.556	245	39.936	171	28.376	209
2	1:31.624	22.914	243	40.233	166	28.477	208	8	1:30.724	22.575	246	39.858	168	28.291	210
	1:38.231	25.758	188	43.500	160	28.973	208	9	1:30.824	22.644	247	40.028	173	28.152	210
3	1:39.796	22.800	242	47.179	143	29.817	209	10	1:39.936	24.644	196	45.283	158	30.009	210
4	1:30.847	22.669	244	39.845	161	28.333	208	11	1:30.718	22.667	245	39.724	170	28.327	207
5	1:58.774	22.624	244	39.894	169	56.256		12	1:31.074	22.588	244	39.757	167	28.729	205
6	3:52.567	2:36.959	215	45.851	140	29.757	208	13	2:13.671	28.867	153	53.209	126	51.595	



ADAC GT Masters

Lap Analysis Qualifying 2



Provisional

Reg. Nr.: OSK CR 07/2014

Red Bull Ring, Length: 4326 m

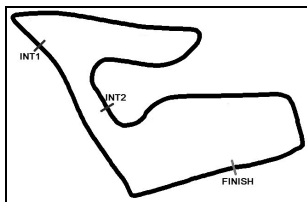
Air temperature: 26.3°C

Track temperature: 31.7°C

Weather condition: Dry

Friday 6.6.2014 17:15

Lap	Time	SE1	SP1	SE2	SP2	SE3	SP3	Lap	Time	SE1	SP1	SE2	SP2	SE3	SP3
19 Claudia Hürtgen, DEU/ Dominik Baumann, AUT								theoretical besttime: 1:30.692							
1	12:51.144	11:19.488	125	56.851	126	34.805	180	5	1:35.612	23.157	237	43.266	139	29.189	205
2	1:37.308	25.716	189	42.963	151	28.629	204	6	1:30.873	22.948	237	39.856	163	28.069	204
3	1:31.737	23.105	235	40.279	161	28.353	203		1:30.716	22.850	236	39.773	166	28.093	206
4	1:31.353	23.060	235	39.980	166	28.313	204	7	1:40.999	22.902	236	39.853	174	38.244	
20 Max Sandritter, DEU/ Jens Klingmann, DEU								theoretical besttime: 1:30.644							
1	3:59.106	2:48.413	205	42.354	160	28.339	204	6	10:47.989	9:35.295	125	44.449	161	28.245	204
2	1:31.205	23.092	236	40.046	168	28.067	206	7	1:30.901	23.043	235	39.733	172	28.125	203
3	1:30.860	22.984	236	39.859	171	28.017	204	8	1:31.293	22.894	236	39.800	174	28.599	204
4	1:30.990	22.982	235	39.906	172	28.102	206	9	2:27.627	23.088	236	55.850	116	1:08.689	
5	1:38.907	23.862	205	42.149	161	32.896									
21 Luca Ludwig, DEU/ Alon Day, ISR								theoretical besttime: 1:31.234							
1	6:43.857	5:32.612	227	42.435	167	28.810	203	4	1:31.234	22.913	238	39.924	177	28.397	203
2	1:32.609	23.326	235	40.517	174	28.766	203	5	1:36.650	22.931	238	40.039	168	33.680	
3	1:31.704	22.984	238	40.085	178	28.635	204								
22 Nico Bastian, DEU/ Jaime Alguersuari, ESP								theoretical besttime: 1:31.402							
1	12:38.479	11:26.241	207	42.729	160	29.509	203	6	1:31.565	22.976	240	40.142	170	28.447	206
2	1:31.845	23.079	239	40.314	168	28.452	204	7	1:31.622	22.907	240	40.136	163	28.579	207
3	1:31.697	22.919	239	40.078	176	28.700	203		1:39.909	27.120	170	42.351	141	30.438	206
4	1:31.622	22.947	238	40.048	168	28.627	204	8	1:31.641	22.953	238	40.131	166	28.557	203
5	1:38.551	22.999	239	46.034	163	29.518	205	9	2:03.167	28.823	153	48.463	134	45.881	
23 Jan Seyffarth, DEU/ Maro Engel, DEU								theoretical besttime: 1:31.475							
1	8:01.239	6:45.469	213	45.099	146	30.671	200	7	1:40.573	24.145	200	44.464	158	31.964	205
2	1:37.951	24.127	233	43.373	150	30.451	204	8	1:32.231	22.883	239	40.273	169	29.075	205
3	1:31.903	23.041	236	40.252	170	28.610	203	9	1:31.681	22.879	241	40.115	168	28.687	206
4	1:35.123	23.038	238	41.133	152	30.952	205	10	1:31.550	22.851	239	40.121	169	28.578	205
5	1:31.520	22.858	241	40.132	171	28.530	205	11	1:31.824	22.979	238	40.094	164	28.751	204
6	1:37.810	22.856	239	41.904	147	33.050	202	12	1:39.491	22.939	238	40.204	167	36.348	
24 Albert von Thurn und Taxis, DEU/ Tomas Enge, CZE								theoretical besttime: 1:30.334							
1	14:22.162	13:06.547	197	45.956	157	29.659	208	5	1:39.212	25.067	154	45.346	153	28.799	209
2	1:30.727	22.646	243	39.795	169	28.286	209	6	1:30.572	22.610	243	39.678	167	28.284	209
3	1:30.495	22.490	245	39.708	169	28.297	208	7	2:03.415	22.475	244	49.349	82	51.591	
4	1:30.334	22.472	245	39.627	167	28.235	209								
26 Maximilian Götz, DEU/ Maximilian Buhk, DEU								theoretical besttime: 1:30.680							
1	12:18.932	10:54.957	165	53.164	143	30.811	203	6	1:30.843	22.832	239	39.755	170	28.256	205
2	1:33.127	23.032	238	40.146	158	29.949	205	7	1:30.803	22.806	238	39.707	173	28.290	206
3	1:31.189	22.831	239	39.991	168	28.367	205	8	1:30.870	22.903	238	39.668	173	28.299	205
	1:31.824	22.819	238	40.636	158	28.369	205	9	1:30.978	22.909	238	39.668	169	28.401	205
4	1:31.088	22.851	240	40.031	164	28.206	205	10	2:11.973	27.441	141	52.602	129	51.930	
5	1:35.109	22.815	240	39.851	163	32.443	206								
27 Luca Stolz, DEU/ Heinz-Harald Frentzen, DEU								theoretical besttime: 1:31.264							
1	12:20.936	11:05.779	210	44.878	157	30.279	202	5	1:32.943	23.038	239	39.968	173	29.937	203
2	1:33.252	23.166	237	40.260	171	29.826	203	6	1:31.766	23.010	238	39.932	168	28.824	200
3	1:31.469	22.956	239	39.959	174	28.554	202	7	1:32.674	23.010	238	39.824	168	29.840	193
4	1:31.449	22.997	238	39.968	172	28.484	201	8	1:42.668	26.037	184	45.116	140	31.515	204
	1:39.085	23.992	223	42.590	115	32.503	203	9	1:43.462	23.070	237	39.949	167	40.443	



ADAC GT Masters

Lap Analysis Qualifying 2



Provisional

Reg. Nr.: OSK CR 07/2014

Friday 6.6.2014 17:15

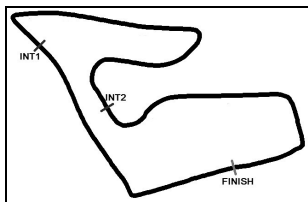
Red Bull Ring, Length: 4326 m

Air temperature: 26.3°C

Track temperature: 31.7°C

Weather condition: Dry

Lap	Time	SE1	SP1	SE2	SP2	SE3	SP3	Lap	Time	SE1	SP1	SE2	SP2	SE3	SP3
31 Sascha Halek, AUT/ Sandro Bickel, AUT								theoretical besttime: 1:31.683							
1	1:50.159	34.764	203	44.782	143	30.613	199	8	1:32.087	23.208	236	40.210	167	28.669	204
2	1:34.701	23.805	234	41.571	157	29.325	203	9	1:31.683	23.008	236	40.125	162	28.550	204
3	1:33.462	23.373	234	40.752	164	29.337	202	10	1:32.767	23.253	237	40.785	152	28.729	205
4	1:32.836	23.385	234	40.511	162	28.940	202	11	1:33.160	23.145	237	40.181	164	29.834	190
	1:32.606	23.242	234	40.467	155	28.897	204	12	1:33.307	23.610	236	40.644	162	29.053	204
5	1:37.902	23.535	234	40.696	164	33.671		13	1:35.483	23.775	211	42.244	155	29.464	204
6	2:58.046	1:47.838	233	40.586	159	29.622	204	14	1:32.386	23.219	235	40.148	164	29.019	203
7	1:32.481	23.209	237	40.338	155	28.934	204	15	1:48.143	24.328	187	44.105	146	39.710	
32 Harald Proczyk, AUT/ Gerhard Tweraser, AUT								theoretical besttime: 1:30.468							
1	1:46.782	32.906	197	44.315	141	29.561	205	8	1:31.016	22.712	239	40.053	160	28.251	208
2	1:31.982	23.046	238	40.424	157	28.512	208	9	1:30.626	22.662	241	39.828	159	28.136	208
3	1:31.288	22.764	239	40.125	160	28.399	207	10	1:31.500	22.509	243	39.959	160	29.032	209
4	1:31.290	22.776	239	39.967	165	28.547	207	11	1:38.617	22.532	243	43.365	110	32.720	208
5	1:35.842	22.729	239	40.207	163	32.906		12	1:30.993	22.760	241	40.000	160	28.233	208
6	5:07.198	3:53.773	230	44.399	144	29.026	204	13	1:30.822	22.655	239	39.823	164	28.344	207
7	1:31.550	22.851	240	40.339	158	28.360	208	14	1:38.074	22.669	240	39.930	160	35.475	
100 Daniel Dobitsch, AUT/ Florian Stoll, DEU								theoretical besttime: 1:31.646							
1	7:30.293	6:14.581	197	45.773	146	29.939	201	7	2:51.157	1:41.541	232	40.658	155	28.958	203
2	1:33.032	23.732	231	40.619	160	28.681	202	8	1:32.038	23.234	235	40.289	165	28.515	203
	1:32.410	23.259	233	40.484	163	28.667	202	9	1:31.944	23.062	235	40.336	167	28.546	202
3	1:32.026	23.229	233	40.246	167	28.551	202	10	1:31.802	23.125	234	40.084	163	28.593	200
4	1:31.927	23.067	235	40.360	161	28.500	202	11	1:31.918	23.188	234	40.133	167	28.597	202
5	1:32.152	23.111	236	40.225	165	28.816	200	12	2:01.171	25.233	183	48.105	113	47.833	
6	1:45.034	23.922	212	43.252	141	37.860									



ADAC GT Masters

Start Grid Race 2



Provisional

Reg. Nr.: OSK CR 07/2014

Sunday 8.6.2014 12:00

Red Bull Ring, Length: 4326 m

Air temperature: 23.1°C

Track temperature: 22.5°C

Weather condition: Dry

POLE POSITION

24 Reiter Engineering	1:30.334
Albert von Thurn und Taxis/ Tomas Enge*	
18 Callaway Competition	1:30.718
Toni Seiler/ Jeroen Bleekemolen*	
20 PIXUM Team Schubert	1:30.860
Max Sandritter/ Jens Klingmann*	
3 GW IT Racing Team Schütz Motors	1:30.954
Christian Engelhart/ Jaap van Lagen*	
26 H.T.P. Motorsport	1:30.803
Maximilian Götz/ Maximilian Buhk*	
17 Callaway Competition	1:31.191
Remo Lips/ Lennart Marioneck*	
11 Prosperia C. Abt Racing	1:31.269
Fabian Hamprecht/ Nicki Thiim*	
13 RWT Racing Team	1:31.367
David Jahn/ Sven Barth*	
23 ROWE Racing	1:31.520
Jan Seyffarth/ Maro Engel*	
7 TONINO Team Herberth	1:31.654
Herbert Handlos/ Alfred Renauer*	
10 kfzteile24 APR Motorsport	1:31.802
Daniel Dobitsch/ Florian Stoll*	
16 YACO Racing	1:32.111
Philip Geipel/ Rahel Frey*	
4 GW IT Racing Team Schütz Motors	1:33.116
Antonios Wossos/ Wolf Nathan*	

- 1
- 2
- 3
- 4
- 5
- 6
- 7
- 8
- 9
- 10
- 11
- 12
- 13

1 Callaway Competition	1:30.272
Oliver Gavin/ Daniel Keilwitz*	
32 GRT Grasser Racing Team	1:30.626
Harald Proczyk/ Gerhard Tweraser*	
10 Prosperia C. Abt Racing	1:30.824
Kelvin van der Linde/ Rene Rast*	
19 PIXUM Team Schubert	1:30.873
Claudia Hürtgen/ Dominik Baumann*	
2 Callaway Competition	1:30.980
Patrick Assenheimer/ Diego Alessi*	
8 TONINO Team Herberth	1:31.177
Robert Renauer/ Norbert Siedler*	
21 BKK Mobil Oil Zakspeed	1:31.234
Luca Ludwig/ Alon Day*	
6 Farnbacher Racing	1:31.347
Sebastian Asch/ Philipp Frommenwiler*	
27 H.T.P. Motorsport	1:31.449
Luca Stolz/ Heinz-Harald Frentzen*	
22 ROWE Racing	1:31.565
Nico Bastian/ Jaime Alguersuari*	
9 TONINO Team Herberth	1:31.734
Dominic Jöst/ Stefan Wackerbauer*	
14 MRS GT-Racing	1:31.856
Florian Spengler/ Marko Asmer*	
5 Farnbacher Racing	1:32.309
Mario Farnbacher/ Nathan Morcom*	

Following stewards decision no. 86 from Lausitzring - drop of 5 grid positions for car no. 26
withdraw of car no. 31

* Marks the starting driver

Publications Time:

Clerk of the course:

Time Keeping: