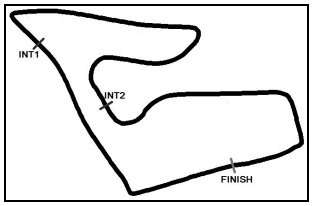

Formel ADAC

Result List Free Practice

Provisional

Red Bull Ring, Length: 4326 m
Air temperature: 25.3°C
Track temperature: 32.4°C
Weather condition: Dry

Reg. Nr.: OSK CR 07/2014

Friday 6.6.2014 14:15

started : 16 classified : 16 not classified : 0

		Competitor / Drivers	Sponsor / Car	Lap	Best Time	Gap	Diff	Kph	Day Time
1	8	**Neuhauser Racing Team**		19	**1:36.638**			161,2	14:55:38
		M.Jensen(DEN)	Formel ADAC						
2	15	**Lotus**		16	**1:37.043**	0.405	0.405	160,5	14:55:20
		R.Boschung(CHE)	Formel ADAC						
3	7	**Neuhauser Racing Team**	**ADAC Württenberg**	23	**1:37.289**	0.651	0.246	160,1	15:00:48
		T.Zimmermann(DEU)	Formel ADAC						
4	14	**Lotus**		19	**1:37.343**	0.705	0.054	160,0	14:55:49
		J.Eriksson(SWE)	Formel ADAC						
5	1	**ADAC Berlin Brandenburg e.V.**		15	**1:37.381**	0.743	0.038	159,9	14:47:49
		M.Günther(DEU)	Formel ADAC						
6	12	**Lotus**	**ADAC Nordbaden e.V.**	18	**1:37.517**	0.879	0.136	159,7	14:58:49
		D.Marschall(DEU)	Formel ADAC						
7	2	**ADAC Berlin-Brandenburg e.V.**		19	**1:37.536**	0.898	0.019	159,7	14:56:07
		K.Schramm(DEU)	Formel ADAC						
8	11	**Lotus**		14	**1:37.863**	1.225	0.327	159,1	14:53:33
		L.Breuer(DEU)	Formel ADAC						
9	19	**JBR Motorsport & Engineering**		19	**1:37.866**	1.228	0.003	159,1	14:59:24
		I.Walilko(POL)	Formel ADAC						
10	9	**Schiller-Motorsport**	**ADAC Nordrhein e.V.**	20	**1:37.970**	1.332	0.104	159,0	15:00:07
		F.Schiller(DEU)	Formel ADAC						
11	3	**ADAC Berlin-Brandenburg e.V.**	**ADAC Nordbaden e.V.**	19	**1:38.090**	1.452	0.120	158,8	14:58:42
		M.Dienst(DEU)	Formel ADAC						
12	5	**ADAC Berlin-Brandenburg e.V.**		21	**1:38.180**	1.542	0.090	158,6	14:59:58
		P.Hamprecht(DEU)	Formel ADAC						
13	10	**Schiller-Motorsport**		13	**1:38.713**	2.075	0.533	157,8	14:45:11
		N.Menzel(DEU)	Formel ADAC						
14	18	**JBR Motorsport & Engineering**		19	**1:38.919**	2.281	0.206	157,4	14:59:43
		D.Kolkmann(DEU)	Formel ADAC						
15	20	**HS Engineering**		15	**1:39.093**	2.455	0.174	157,2	14:51:57
		C.Kamper(AUT)	Formel ADAC						
16	4	**ADAC Berlin-Brandenburg e.V.**		17	**1:39.206**	2.568	0.113	157,0	14:53:34
		G.Maggi(CHE)	Formel ADAC						

Following race director decision cancellation of the relevant lap time track limits no.12,19,14,11,18,3,5,8,10,20,4,15,1,2,3,4,9,7

Subject to final scrutineering!

Publications Time: Clerk of the course: Time Keeping:

JB 1735
BLANCPAIN

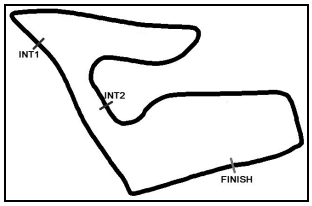

Formel ADAC

Lap analysis Free Practice

Provisional

Red Bull Ring, Length: 4326 m
Air temperature: 25.3°C
Track temperature: 32.4°C
Weather condition: Dry

Reg. Nr.: OSK CR 07/2014

Friday 6.6.2014 14:15

1 Maximilian Günther, DEU , theoretical besttime: 1:37.270

Lap	Time	SE1	SP1	SE2	SP2	SE3	SP3	TSP
1	2:10.214	43.323	138	53.502	133	33.389	156	
2	2:06.078	33.055	121	56.916	126	36.107	138	
3	2:04.884	33.610	130	55.526	133	35.748	138	
4	1:48.415	30.011	190	46.851	137	31.553	177	
5	1:40.125	26.161	192	43.889	157	30.075	177	
6	1:38.981	26.059	193	43.431	161	29.491	179	
7	1:38.792	25.864	193	43.143	161	29.785	179	
8	1:43.967	25.996	194	43.335	162	34.636		
9	4:46.863	3:28.589	122	47.791	154	30.483	167	
10	1:42.420	27.554	175	44.998	158	29.868	179	
	~~1:39.038~~	~~25.612~~	~~196~~	~~44.109~~	~~159~~	~~29.317~~	~~180~~	-
11	1:38.247	25.583	196	43.272	164	29.392	180	
12	1:37.848	25.640	195	43.070	164	29.138	180	
	~~1:37.624~~	~~25.623~~	~~195~~	~~42.975~~	~~**167**~~	~~29.026~~	~~180~~	-
13	1:41.047	25.622	196	43.447	141	31.978	180	
14	1:37.612	25.672	195	43.076	166	**28.864**	**181**	
15	**1:37.381**	**25.538**	**196**	**42.868**	166	28.975	180	
16	1:42.830	25.852	194	43.056	167	33.922		

2 Kim Luis Schramm, DEU , theoretical besttime: 1:37.475

Lap	Time	SE1	SP1	SE2	SP2	SE3	SP3	TSP
1	2:24.447	1:01.272	149	49.978	134	33.197	167	
2	1:48.896	28.765	168	47.794	136	32.337	160	
3	1:46.610	28.847	169	46.607	143	31.156	174	
4	1:45.571	28.269	164	46.027	145	31.275	156	
5	1:40.811	26.825	193	44.111	150	29.875	179	
6	1:39.611	25.752	**197**	43.907	153	29.952	179	
7	1:39.284	25.940	193	43.651	157	29.693	178	
8	1:46.227	25.879	194	43.466	156	36.882		
9	4:19.380	3:02.419	177	46.238	150	30.723	175	
10	1:42.330	27.203	180	44.803	147	30.324	176	
11	1:39.762	26.151	189	43.872	154	29.739	178	
12	1:38.734	25.820	194	43.557	157	29.357	179	
13	1:38.450	**25.622**	194	43.501	159	29.327	179	
	~~1:38.458~~	~~25.775~~	~~194~~	~~43.383~~	~~157~~	~~29.300~~	~~180~~	-
	~~1:38.183~~	~~25.738~~	~~193~~	~~43.227~~	~~159~~	~~29.218~~	~~180~~	-
14	1:38.227	25.770	193	43.269	160	29.188	179	
15	1:47.475	25.808	194	43.307	158	38.360		
16	4:00.968	2:45.374	185	45.759	146	29.835	178	
17	1:38.621	25.976	193	43.394	160	29.251	180	
18	1:37.875	25.791	193	43.080	161	29.004	179	
19	**1:37.536**	25.683	193	**42.979**	161	**28.874**	180	
20	1:37.644	25.639	194	43.084	161	28.921	**181**	
21	1:46.363	25.666	194	43.113	**162**	37.584		

3 Marvin Dienst, DEU , theoretical besttime: 1:38.025

Lap	Time	SE1	SP1	SE2	SP2	SE3	SP3	TSP
1	2:23.489	56.598	134	50.623	110	36.268	159	
2	1:54.814	31.610	131	48.331	133	34.873	121	
3	1:50.449	32.813	161	46.738	147	30.898	177	
4	1:40.770	26.369	192	44.368	156	30.033	179	
	~~1:39.403~~	~~25.757~~	~~194~~	~~43.907~~	~~159~~	~~29.739~~	~~179~~	-
5	1:39.386	25.850	194	43.608	157	29.928	180	
6	1:38.972	25.733	**197**	43.741	159	29.498	180	
7	1:38.448	25.675	195	43.284	157	29.489	180	
8	1:45.773	25.712	194	43.545	153	36.516		
9	4:55.368	3:33.361	150	49.612	129	32.395	174	
10	1:46.195	27.025	191	48.994	154	30.176	178	
11	1:40.143	26.041	195	44.332	154	29.770	180	
12	1:39.204	25.797	195	43.815	158	29.592	180	
	~~1:39.291~~	~~25.723~~	~~195~~	~~43.618~~	~~160~~	~~29.950~~	~~173~~	-
13	1:39.446	26.132	193	43.727	157	29.587	180	
14	1:38.765	25.762	194	43.496	157	29.507	179	
15	1:46.013	25.743	194	43.359	158	36.911		
16	5:49.183	4:31.075	188	46.492	149	31.616	177	
17	1:39.847	26.425	193	43.952	156	29.470	180	
18	1:38.711	25.897	194	43.390	156	29.424	180	
19	**1:38.090**	25.658	195	43.201	**161**	**29.231**	181	
20	1:38.213	**25.633**	195	**43.161**	154	29.419	**182**	
21	1:50.085	25.685	195	43.588	157	40.812		

4 Giorgio Maggi, CHE , theoretical besttime: 1:39.167

Lap	Time	SE1	SP1	SE2	SP2	SE3	SP3	TSP
1	2:33.687	1:06.309	133	51.175	140	36.203	127	
2	1:57.681	33.634	136	49.734	139	34.313	149	
3	1:56.083	31.114	145	50.068	137	34.901	158	
4	1:49.580	29.713	146	47.193	148	32.674	172	
5	1:45.804	27.408	170	46.707	155	31.689	172	
6	1:43.674	27.530	179	45.173	148	30.971	175	
7	1:40.882	26.280	190	44.483	157	30.119	175	
	~~1:40.489~~	~~26.169~~	~~190~~	~~44.319~~	~~165~~	~~30.001~~	~~177~~	-
8	1:49.562	26.075	191	44.104	159	39.383		
9	6:08.468	4:46.305	143	49.701	138	32.462	162	
10	1:49.031	29.886	169	46.897	140	32.248	161	
11	1:50.034	28.683	155	48.180	137	33.171	175	
12	1:40.303	26.372	191	44.133	166	29.798	177	
	~~1:40.180~~	~~26.155~~	~~192~~	~~44.074~~	~~**169**~~	~~29.951~~	~~178~~	-
13	1:40.071	26.179	192	43.727	168	30.165	177	
14	1:49.510	27.599	171	50.055	149	31.856	177	
15	1:39.677	26.084	191	43.803	169	29.790	177	
16	1:40.582	26.094	191	43.737	168	30.751	178	
17	**1:39.206**	26.085	**195**	**43.447**	168	**29.674**	177	
18	1:49.589	**26.046**	191	43.868	165	39.675		
19	3:07.677	1:51.929	167	45.842	161	29.906	**178**	
20	1:43.719	26.072	193	44.680	107	32.967	177	
21	1:49.579	26.342	191	44.307	156	38.930		

5 Philip Hamprecht, DEU , theoretical besttime: 1:37.957

Lap	Time	SE1	SP1	SE2	SP2	SE3	SP3	TSP
1	2:27.998	1:00.807	150	51.040	135	36.151	145	
2	1:53.257	30.794	148	48.761	145	33.702	136	
3	2:00.976	34.322	105	53.427	131	33.227	176	
4	1:41.477	26.472	191	44.367	151	30.638	178	
	~~1:40.138~~	~~26.157~~	~~191~~	~~44.030~~	~~160~~	~~29.951~~	~~179~~	-
13	1:38.806	25.963	193	43.526	164	29.317	180	
14	1:38.913	26.021	193	43.513	161	29.379	180	
	~~1:38.253~~	~~**25.692**~~	~~193~~	~~43.309~~	~~164~~	~~29.252~~	~~180~~	-
15	1:38.457	25.951	193	43.380	**167**	29.126	181	
16	1:38.233	25.712	194	43.304	161	29.217	180	

JB 1735 BLANCPAIN

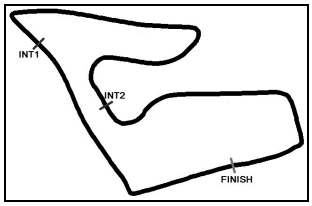

Formel ADAC

Lap analysis Free Practice

Provisional

Red Bull Ring, Length: 4326 m
Air temperature: 25.3°C
Track temperature: 32.4°C
Weather condition: Dry

Reg. Nr.: OSK CR 07/2014

Friday 6.6.2014 14:15

Lap	Time	SE1	SP1	SE2	SP2	SE3	SP3	TSP	Lap	Time	SE1	SP1	SE2	SP2	SE3	SP3	TSP
5	1:40.047	26.367	191	43.851	157	29.829	179		17	1:38.445	25.894	194	43.363	165	29.188	181	
6	1:40.245	25.969	193	44.285	148	29.991	179		18	1:44.787	25.893	193	43.610	161	35.284		
7	1:39.010	25.937	193	43.452	156	29.621	179		19	3:36.711	2:20.840	155	46.198	160	29.673	180	
8	1:39.497	26.002	193	43.708	160	29.787	179		20	1:38.722	26.114	193	43.499	165	**29.109**	**182**	
9	1:48.459	25.814	**194**	43.423	162	39.222			**21**	**1:38.180**	25.835	**194**	**43.156**	165	29.189	182	
10	4:51.863	3:31.262	155	48.649	147	31.952	156		22	1:38.309	25.852	194	43.210	163	29.247	180	
11	1:44.616	28.076	171	45.160	160	31.380	162		23	1:48.308	25.568	195	43.292	166	39.448		
12	1:41.397	27.596	186	44.111	159	29.690	179										

7 Tim Zimmermann, DEU ,

theoretical besttime: 1:37.103

1	1:59.589	39.491	155	48.201	148	31.897	168		14	1:44.505	26.652	187	48.234	162	29.619	180	
2	1:43.258	27.783	182	44.976	154	30.499	175		15	1:38.318	25.698	194	43.401	161	29.219	180	
3	1:40.991	26.644	186	44.303	158	30.044	177		16	1:37.868	25.552	196	43.174	166	29.142	180	
4	1:39.735	26.251	189	43.736	162	29.748	178		17	1:37.696	25.490	**196**	43.160	167	29.046	180	
5	1:39.394	26.212	189	43.636	159	29.546	178		18	1:37.646	25.578	196	43.011	165	29.057	181	
6	1:38.684	25.956	192	43.361	160	29.367	180		19	1:37.385	25.392	**196**	42.780	167	29.213	176	
7	1:38.198	25.737	193	43.228	161	29.233	180		20	1:51.441	30.872	134	50.804	157	29.765	180	
8	1:38.033	25.770	193	42.995	164	29.268	180		21	1:37.542	25.638	194	42.903	167	29.001	181	
9	1:38.295	25.625	195	43.322	163	29.348	177			~~1:37.528~~	**~~25.377~~**	~~195~~	~~42.921~~	**~~168~~**	~~29.230~~	~~180~~	-
10	1:48.003	25.910	194	43.445	155	38.648			22	1:37.645	25.784	194	42.876	165	**28.985**	181	
11	4:44.719	3:19.207	150	51.297	135	34.215	169		**23**	**1:37.289**	25.509	195	**42.741**	167	29.039	**181**	
12	1:57.026	28.035	181	49.306	147	39.685			24	1:48.306	25.964	194	43.652	159	38.690		
13	3:47.823	2:27.365	180	49.852	149	30.606	177										

8 Mikkel Jensen, DEN ,

theoretical besttime: 1:36.442

1	1:55.606	36.239	154	48.001	140	31.366	170		11	3:05.213	1:48.942	154	45.932	149	30.339	175	
2	1:42.263	26.937	185	44.959	152	30.367	174		12	1:42.237	26.985	184	45.459	148	29.793	178	
3	1:40.289	26.550	187	43.874	159	29.865	177		13	1:39.125	26.055	191	43.744	152	29.326	179	
4	1:39.560	26.153	190	43.717	158	29.690	176		14	1:37.859	25.790	192	42.988	159	29.081	179	
5	1:38.984	26.170	190	43.399	159	29.415	179		15	1:37.334	25.731	194	42.700	164	28.903	181	
	~~1:38.635~~	~~25.980~~	~~191~~	~~43.273~~	~~159~~	~~29.382~~	~~178~~	-	16	1:37.102	25.591	194	42.645	163	28.866	180	
6	1:38.313	25.879	191	43.160	160	29.274	180		17	1:37.043	25.551	194	42.601	160	28.891	180	
	~~1:39.345~~	~~25.867~~	~~191~~	~~43.747~~	~~155~~	~~29.731~~	~~179~~	-	18	1:36.879	25.590	194	42.454	164	28.835	180	
7	1:37.902	25.847	193	43.038	158	29.017	180		**19**	**1:36.638**	25.604	194	**42.404**	**166**	**28.630**	182	
	~~1:43.150~~	~~25.588~~	~~193~~	~~47.973~~	~~143~~	~~29.589~~	~~180~~	-		~~1:36.561~~	**~~25.408~~**	**~~197~~**	~~42.465~~	~~163~~	~~28.688~~	**~~182~~**	-
8	1:42.885	25.802	193	43.138	153	33.945				~~1:39.373~~	~~25.779~~	~~186~~	~~44.485~~	~~159~~	~~29.109~~	~~181~~	-
9	4:01.519	2:41.401	141	48.615	148	31.503	169			~~1:38.312~~	~~25.563~~	~~195~~	~~42.497~~	~~163~~	~~30.252~~	~~128~~	-
10	1:50.703	27.760	173	46.274	143	36.669			20	1:50.607	29.531	188	43.948	159	37.128		

9 Fabian Schiller, DEU ,

theoretical besttime: 1:37.944

1	2:16.910	56.269	166	48.501	139	32.140	175		12	1:38.953	25.868	193	43.646	164	29.439	179	
2	1:43.255	26.696	190	45.798	153	30.761	175		13	1:38.416	25.806	193	43.269	167	29.341	178	
3	1:40.847	26.332	192	44.366	158	30.149	177		14	1:38.205	25.744	194	43.197	164	29.264	177	
4	1:41.081	25.992	193	44.705	151	30.384	177			~~1:49.653~~	~~27.501~~	~~190~~	~~44.590~~	~~163~~	~~37.562~~	-	-
5	1:39.580	26.019	193	43.823	165	29.738	178		15	4:58.230	3:41.750	186	45.983	154	30.497	177	
6	1:39.304	25.871	193	43.624	164	29.809	177		16	1:39.597	26.010	193	43.855	159	29.732	177	
7	1:38.951	25.835	193	43.506	160	29.610	178		17	1:38.420	25.935	192	43.331	163	**29.154**	179	
8	1:48.791	25.728	194	43.648	162	39.415			18	1:46.138	25.944	193	48.691	149	31.503	179	
9	7:35.581	6:18.250	186	46.540	149	30.791	176		19	1:38.186	25.781	194	43.219	**168**	29.186	**180**	
10	1:40.200	26.358	190	44.298	163	29.544	178		**20**	**1:37.970**	**25.675**	**194**	**43.115**	164	29.180	180	
11	1:38.909	25.793	194	43.428	164	29.688	178		21	1:52.697	25.716	196	44.135	157	42.846		

10 Nico Menzel, DEU ,

theoretical besttime: 1:38.461

1	2:19.021	57.698	128	49.510	137	31.813	176			~~1:39.219~~	~~25.759~~	**~~196~~**	~~43.641~~	~~166~~	~~29.819~~	~~180~~	-
2	1:43.512	26.705	192	46.139	153	30.668	175		12	1:38.887	25.758	194	43.517	**168**	**29.612**	**180**	
3	1:41.341	26.287	193	44.683	153	30.371	177		**13**	**1:38.713**	25.651	195	43.309	163	29.753	179	
4	1:40.663	26.155	194	44.253	156	30.255	178		14	1:38.774	**25.611**	**196**	**43.238**	167	29.925	178	
5	1:40.021	25.977	194	44.013	158	30.031	178			~~1:39.809~~	~~25.949~~	~~195~~	~~43.903~~	~~166~~	~~29.957~~	~~178~~	-
	~~1:40.084~~	~~25.908~~	~~194~~	~~43.983~~	~~158~~	~~30.193~~	~~178~~	-	15	1:46.487	25.785	195	43.443	162	37.259		
	~~1:40.910~~	~~26.088~~	~~194~~	~~44.741~~	~~156~~	~~30.081~~	~~178~~	-	16	4:41.523	3:27.661	189	44.071	163	29.791	178	

JB 1735
BLANCPAIN

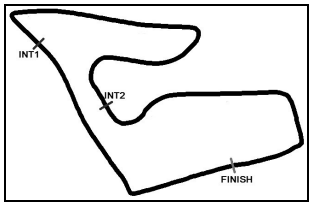

Formel ADAC

Lap analysis Free Practice

Provisional

Red Bull Ring, Length: 4326 m
Air temperature: 25.3°C
Track temperature: 32.4°C
Weather condition: Dry

Reg. Nr.: OSK CR 07/2014

Friday 6.6.2014 14:15

Lap	Time	SE1	SP1	SE2	SP2	SE3	SP3	TSP	Lap	Time	SE1	SP1	SE2	SP2	SE3	SP3	TSP
6	1:39.364	25.789	196	43.746	161	29.829	178		17	1:40.144	25.867	195	43.864	140	30.413	179	
7	1:47.462	25.820	196	43.758	161	37.884			18	1:39.051	25.859	194	43.518	162	29.674	180	
8	4:22.688	3:04.978	154	47.044	149	30.666	178		19	1:38.842	25.781	195	43.383	164	29.678	180	
9	1:39.873	26.033	195	44.091	159	29.749	179			~~1:38.796~~	~~25.704~~	~~196~~	~~43.290~~	~~168~~	~~29.802~~	~~179~~	-
10	1:39.806	25.807	196	44.003	162	29.996	179		20	1:49.257	25.773	195	43.606	158	39.878		
11	1:39.309	25.631	**196**	43.778	165	29.900	180										

11 Luis-Enrique Breuer, DEU ,

theoretical besttime: 1:37.550

1	2:38.972	1:14.999	127	51.733	145	32.240	142		11	1:42.349	27.687	191	44.825	144	29.837	178	
2	1:53.527	33.160	157	46.135	126	34.232	174		12	1:38.510	25.959	192	43.358	162	29.193	177	
3	1:41.043	26.777	187	44.520	160	29.746	176			~~1:38.535~~	~~25.997~~	~~193~~	~~43.332~~	~~166~~	~~29.206~~	~~178~~	-
	~~1:39.593~~	~~26.220~~	~~189~~	~~44.008~~	~~166~~	~~29.365~~	~~176~~	-	13	1:40.089	25.959	**196**	44.374	161	29.756	**181**	
4	1:39.409	26.275	190	43.858	165	29.276	179			~~1:37.941~~	~~25.990~~	~~193~~	~~**42.951**~~	~~168~~	~~29.000~~	~~180~~	-
5	1:39.463	25.865	192	43.667	149	29.931	179			~~1:38.852~~	~~**25.650**~~	~~195~~	~~43.210~~	~~156~~	~~29.992~~	~~178~~	-
6	1:38.873	25.881	193	43.451	163	29.541	178		**14**	**1:37.863**	25.869	193	43.045	169	**28.949**	179	
7	1:38.834	25.746	195	43.243	163	29.845	180		15	2:04.378	32.444	141	58.036	129	33.898	179	
8	1:38.664	26.228	193	43.359	168	29.077	180		16	1:40.811	25.784	193	46.066	**170**	28.961	180	
	~~1:58.065~~	~~29.849~~	~~161~~	~~46.245~~	~~148~~	~~41.971~~	-	-	17	1:38.849	26.602	191	43.117	170	29.130	180	
9	6:56.658	5:29.961	120	52.513	134	34.184	143			~~1:59.863~~	~~28.237~~	~~158~~	~~49.913~~	~~133~~	~~41.713~~	-	-
10	1:55.492	31.477	159	51.437	137	32.578	154										

12 Dennis Marschall, DEU ,

theoretical besttime: 1:37.425

1	2:18.300	54.697	135	50.649	138	32.954	161		10	1:38.445	25.905	194	43.346	163	29.194	180	
	~~1:47.183~~	~~29.437~~	~~159~~	~~46.493~~	~~139~~	~~31.253~~	~~170~~	-	11	1:38.263	25.679	193	43.374	165	29.210	179	
2	1:41.869	26.538	190	45.129	149	30.202	176			~~1:38.214~~	~~25.696~~	~~193~~	~~43.170~~	~~167~~	~~29.348~~	~~178~~	-
	~~1:39.914~~	~~26.113~~	~~191~~	~~43.994~~	~~153~~	~~29.807~~	~~178~~	-	12	1:38.092	25.692	193	43.296	167	29.104	178	
3	1:39.276	26.198	192	43.524	157	29.554	178		13	1:39.432	25.840	193	43.952	158	29.640	178	
	~~1:38.812~~	~~25.887~~	~~193~~	~~43.464~~	~~160~~	~~29.461~~	~~180~~	-	14	1:38.105	25.856	193	43.085	167	29.164	178	
4	1:38.787	**25.596**	**197**	43.819	154	29.372	179		15	1:38.098	25.755	194	43.210	158	29.133	**181**	
5	1:38.185	25.694	193	43.219	161	29.272	179			~~1:38.034~~	~~25.833~~	~~193~~	~~43.157~~	~~166~~	~~29.044~~	~~180~~	-
	~~1:38.240~~	~~25.834~~	~~193~~	~~43.255~~	~~163~~	~~29.151~~	~~180~~	-	16	1:37.730	25.628	193	43.059	168	29.043	179	
6	1:46.911	25.714	193	43.448	161	37.749			17	1:37.802	25.756	194	42.995	166	29.051	180	
7	4:57.366	3:35.779	135	49.439	139	32.148	159		**18**	**1:37.517**	25.688	195	**42.854**	**170**	**28.975**	180	
8	1:45.731	28.628	169	46.018	155	31.085	179		19	1:37.567	25.646	195	42.932	163	28.989	181	
9	1:39.196	25.762	194	44.124	161	29.310	179		20	1:50.097	25.540	195	43.026	163	41.531		

14 Joel Eriksson, SWE ,

theoretical besttime: 1:37.297

1	2:30.425	55.546	127	54.583	146	40.296	142		12	1:41.237	25.723	193	43.338	162	32.176	180	
2	1:53.697	33.988	146	46.420	150	33.289	177		13	1:37.920	25.679	193	43.038	167	29.203	**181**	
3	1:41.633	26.666	186	44.936	158	30.031	177		14	1:37.739	25.710	194	43.041	165	28.988	180	
	~~1:39.687~~	~~25.890~~	~~192~~	~~44.075~~	~~159~~	~~29.722~~	~~179~~	-	15	1:37.627	25.583	193	42.860	165	29.184	181	
4	1:39.188	25.973	193	43.491	154	29.724	179		16	1:38.117	25.772	194	43.120	164	29.225	180	
5	1:38.173	25.791	191	43.205	162	29.177	180		17	1:37.657	25.614	194	42.997	164	29.046	180	
6	1:37.790	25.635	193	43.073	165	29.082	180		18	1:37.551	25.627	**194**	42.943	162	28.981	181	
7	1:38.523	25.582	193	43.052	163	29.889	180		**19**	**1:37.343**	**25.536**	194	**42.830**	166	28.977	180	
8	1:37.688	25.669	194	43.088	**167**	**28.931**	181		20	1:54.956	25.583	**194**	55.590	109	33.783	180	
9	1:44.748	25.724	193	42.974	166	36.050			21	1:51.424	31.594	128	50.316	160	29.514	181	
10	8:04.451	6:42.081	117	52.001	140	30.369	171		22	1:48.535	25.639	194	42.901	163	39.995		
11	1:57.889	30.809	151	51.156	157	35.924	180										

15 Ralph Boschung, CHE ,

theoretical besttime: 1:36.885

1	2:11.283	51.328	162	48.880	150	31.075	172		11	6:53.607	5:29.033	141	50.506	121	34.068	141	
2	1:45.575	27.287	183	47.855	158	30.433	174		12	1:45.835	30.883	163	45.536	160	29.416	180	
3	1:40.365	26.497	189	44.010	164	29.858	176		13	1:37.813	25.653	194	43.032	167	29.128	179	
4	1:44.956	26.062	190	43.740	166	35.154				~~1:40.711~~	~~26.110~~	~~179~~	~~45.182~~	~~166~~	~~29.419~~	~~179~~	-
5	2:56.667	1:43.200	181	44.015	163	29.452	179		14	1:37.301	25.695	194	42.760	168	28.846	180	
6	1:38.166	25.706	193	43.218	164	29.242	179		15	1:37.060	25.593	195	**42.623**	168	28.844	180	
7	1:37.990	25.704	193	42.996	166	29.290	179			~~1:38.564~~	~~26.269~~	~~190~~	~~43.213~~	~~162~~	~~29.082~~	~~**181**~~	-
8	1:37.940	25.720	195	43.058	164	29.162	179		**16**	**1:37.043**	25.508	195	42.692	169	**28.843**	180	
9	1:37.711	25.698	195	42.896	167	29.117	179			~~1:37.112~~	~~25.526~~	~~194~~	~~42.700~~	~~**170**~~	~~28.886~~	~~180~~	-

JB 1735
BLANCPAIN

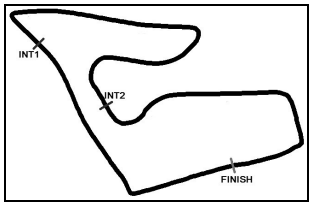

Formel ADAC

Lap analysis Free Practice

Provisional

Red Bull Ring, Length: 4326 m
Air temperature: 25.3°C
Track temperature: 32.4°C
Weather condition: Dry

Reg. Nr.: OSK CR 07/2014

Friday 6.6.2014 14:15

Lap	Time	SE1	SP1	SE2	SP2	SE3	SP3	TSP	Lap	Time	SE1	SP1	SE2	SP2	SE3	SP3	TSP
	~~1:37.682~~	~~25.635~~	~~194~~	~~42.983~~	~~165~~	~~29.064~~	~~180~~	-	17	1:37.112	25.547	195	42.630	170	28.935	181	
	~~1:37.672~~	~~25.516~~	~~195~~	~~43.086~~	~~165~~	~~29.070~~	~~180~~	-	18	1:38.734	25.643	196	42.733	151	30.358	180	
10	1:46.317	**25.419**	**197**	43.770	151	37.128			19	1:48.631	26.151	195	44.729	160	37.751		

18 David Kolkmann, DEU ,

theoretical besttime: 1:38.603

1	2:16.642	47.578	152	54.982	132	34.082	163		9	1:45.541	27.944	183	45.938	142	31.659	176	
2	1:52.425	29.453	164	50.044	139	32.928	163		10	1:44.717	26.320	191	45.583	135	32.814	179	
3	1:49.417	28.093	182	46.781	141	34.543	172		11	1:40.619	26.029	**195**	44.288	153	30.302	177	
	~~1:44.190~~	~~27.316~~	~~188~~	~~45.559~~	~~146~~	~~31.315~~	~~174~~	-	12	1:39.417	25.935	194	43.723	154	29.759	179	
4	1:43.026	26.574	189	45.185	147	31.267	177		13	1:39.480	25.953	194	43.767	155	29.760	178	
5	1:41.802	26.287	193	45.112	148	30.403	178		14	1:39.607	25.937	194	43.768	155	29.902	179	
6	1:41.751	26.007	193	45.506	151	30.238	178		15	1:39.327	26.018	194	43.643	154	29.666	179	
7	1:40.235	25.921	194	44.049	152	30.265	177		16	1:39.320	26.000	192	43.802	155	**29.518**	179	
	~~1:41.305~~	~~26.942~~	~~194~~	~~44.358~~	~~153~~	~~30.005~~	~~179~~	-	17	1:39.284	25.911	194	43.547	150	29.826	178	
	~~1:40.484~~	~~26.027~~	~~193~~	~~44.152~~	~~154~~	~~30.305~~	~~177~~	-	18	1:39.089	25.891	194	43.500	**156**	29.698	179	
	~~1:40.044~~	~~25.938~~	~~193~~	~~44.034~~	~~155~~	~~30.072~~	~~178~~	-	**19**	**1:38.919**	25.900	194	**43.429**	156	29.590	**180**	
	~~1:45.813~~	~~**25.656**~~	~~**195**~~	~~43.974~~	~~155~~	~~36.183~~	-	-	20	1:40.557	25.848	194	43.613	148	31.096	179	
8	5:00.836	3:37.014	148	50.991	142	32.831	167		21	1:49.477	25.941	194	44.230	151	39.306		

19 Igor Walilko, POL ,

theoretical besttime: 1:37.773

1	2:15.567	45.494	148	56.023	138	34.050	169			~~1:38.837~~	~~25.764~~	~~195~~	~~43.374~~	~~162~~	~~29.699~~	~~171~~	-
2	1:48.824	28.570	144	49.184	142	31.070	174		12	1:38.945	26.007	195	43.615	161	29.323	179	
	~~1:44.482~~	~~26.818~~	~~180~~	~~47.523~~	~~149~~	~~30.141~~	~~176~~	-	13	1:38.399	25.832	**196**	43.372	**164**	29.195	180	
3	1:41.934	26.734	182	45.053	151	30.147	177		14	1:38.153	25.667	196	43.267	162	29.219	180	
4	1:40.669	26.135	193	44.290	158	30.244	177			~~1:38.190~~	~~25.740~~	~~195~~	~~43.198~~	~~163~~	~~29.252~~	~~180~~	-
5	1:39.615	26.019	192	44.047	157	29.549	179		15	1:38.349	25.801	194	43.332	162	29.216	179	
6	1:39.106	25.720	194	43.817	159	29.569	178		16	1:38.102	25.826	194	43.227	164	**29.049**	**180**	
7	1:40.326	25.934	194	44.367	150	30.025	178		17	1:37.924	25.705	195	43.150	163	29.069	180	
	~~1:38.564~~	~~25.779~~	~~194~~	~~43.565~~	~~159~~	~~29.220~~	~~180~~	-		~~1:38.002~~	~~25.702~~	~~194~~	~~43.142~~	~~160~~	~~29.158~~	~~179~~	-
8	1:48.536	25.712	194	44.876	153	37.948			18	1:43.700	25.713	194	44.284	117	33.703	180	
9	5:10.911	3:43.610	150	52.263	129	35.038	170		**19**	**1:37.866**	25.682	**196**	**43.122**	164	29.062	**180**	
10	1:49.677	29.114	157	48.094	145	32.469	160		20	1:57.262	**25.602**	195	46.668	141	44.992		
11	1:39.834	26.449	**196**	43.728	162	29.657	179										

20 Corinna Kamper, AUT ,

theoretical besttime: 1:38.985

1	2:00.347	36.987	158	50.250	141	33.110	159		11	8:07.984	6:46.567	154	49.374	153	32.043	154	
2	1:45.852	28.190	187	46.315	152	31.347	175		12	1:50.312	28.208	188	44.479	**166**	37.625		
3	1:42.893	26.728	187	45.425	154	30.740	176		13	2:56.999	1:41.830	185	44.977	159	30.192	177	
4	1:41.992	26.693	188	44.592	160	30.707	177			~~1:40.398~~	~~26.325~~	~~190~~	~~44.216~~	~~160~~	~~29.857~~	~~179~~	-
5	1:41.151	26.425	189	44.505	158	30.221	178		14	1:39.831	26.463	**194**	43.813	160	29.555	179	
6	1:40.332	26.208	190	44.110	157	30.014	179		**15**	**1:39.093**	**25.862**	193	43.750	161	**29.481**	**180**	
7	1:40.455	25.881	191	43.983	164	30.591	178		16	1:45.532	25.871	194	43.903	162	35.758		
	~~1:40.059~~	~~26.064~~	~~191~~	~~44.317~~	~~162~~	~~29.678~~	~~178~~	-	17	3:04.932	1:50.381	188	44.507	159	30.044	179	
8	1:40.038	26.136	191	43.839	159	30.063	179		18	1:39.621	26.185	191	43.699	162	29.737	179	
9	1:39.893	26.154	191	44.003	161	29.736	178		19	1:39.303	26.037	191	**43.642**	162	29.624	179	
10	1:49.173	25.934	193	44.140	163	39.099			20	1:49.077	26.409	190	43.880	159	38.788		

JB 1735
BLANCPAIN