

ADAC GT Masters

Results Race 2



Provisional



Reg. Nr.: 153/14

Amended
25.5.2014 - 16:15

Lausitzring, Length: 3442 m

Air temperature: 27.2°C

Track temperature: 36.4°C

Weather condition: Dry

Sunday 25.5.2014 12:00

started : 24 classified : 23 not classified : 1

	Drivers	Team	Car	Laps	Total Time	Gap	Kph	Lap	Time	Kph
1	19 C.Hürtgen/D.Baumann	PIXUM Team Schubert	BMW Z4 GT3	44	1:01:00.087		149,0	7	1:20.852	153,3
2	10 K.van der Linde/R.Rast	Prosperia C. Abt Racing	Audi R8 LMS ultra	44	1:01:02.781	2.694	148,9	37	1:20.629	153,7
3	3 M.Ragginger/J.van Lagen	GW IT Racing Team Schütz Motors	Porsche 911 GT3 R	44	1:01:20.413	20.326	148,1	31	1:21.246	152,5
4	6 P.Frommenwiler/S.Asch	Farnbacher Racing	Porsche 911 GT3 R	44	1:01:48.984	48.897	147,0	14	1:21.631	151,8
5	23 J.Seyffarth/M.Engel	ROWE Racing	Mercedes-Benz SLS AMG GT3	44	1:01:54.928	54.841	146,8	12	1:21.750	151,6
6	20 M.Sandritter/J.Klingmann	PIXUM Team Schubert	BMW Z4 GT3	44	1:01:55.536	55.449	146,7	14	1:21.603	151,8
7	22 N.Bastian/J.Alguersuari	ROWE Racing	Mercedes-Benz SLS AMG GT3	44	1:01:55.763	55.676	146,7	37	1:21.427	152,2
8	12 M.Winkelhock/S.Ogier	Prosperia C. Abt Racing	Audi R8 LMS ultra	44	1:02:03.868	1:03.781	146,4	41	1:21.425	152,2
9	1 D.Keilwitz/O.Gavin	Callaway Competition	Corvette Z06.R GT3	44	1:02:04.654	1:04.567	146,4	38	1:21.059	152,9
10	100 F.Stoll/D.Dobitsch	kfzteile24 APR Motorsport	Audi R8 LMS ultra	44	1:02:04.714	1:04.627	146,4	41	1:21.515	152,0
11	2 P.Assenheimer/D.Alessi	Callaway Competition	Corvette Z06.R GT3	44	1:02:18.174	1:18.087	145,9	32	1:21.832	151,4
12	7 H.Handlos(*G*)/A.Renauer	TONINO Team Herberth	Porsche 911 GT3 R	44	1:02:20.513	1:20.426	145,8	23	1:21.495	152,0
13	27 L.Stolz/H.Frentzen	H.T.P. Motorsport	Mercedes-Benz SLS AMG GT3	44	1:02:20.796	1:20.709	145,7	40	1:21.805	151,5
14	24 A.von Thurn und Taxis/T.Engel	Reiter Engineering	Chevrolet Camaro GT	44	1:02:33.280	1:33.193	145,3	14	1:21.590	151,9
15	18 T.Seiler(*G*)/J.Bleekemolen	Callaway Competition	Corvette Z06.R GT3	43	1:00:30.254	1 LAP	146,8	9	1:21.567	151,9
16	26 M.Buhk/M.Götz	H.T.P. Motorsport	Mercedes-Benz SLS AMG GT3	43	1:00:31.107	1 LAP	146,7	29	1:21.877	151,3
17	17 R.Lips(*G*)/L.Marionec	Callaway Competition	Corvette Z06.R GT3	43	1:01:18.691	1 LAP	144,8	18	1:22.077	151,0
18	16 R.Frey/P.Geipel	YACO Racing	Audi R8 LMS ultra	43	1:01:21.264	1 LAP	144,7	42	1:21.593	151,9
19	4 A.Wossos(*G*)/W.Nathan(*G*)	GW IT Racing Team Schütz Motors	Porsche 911 GT3 R	42	1:01:32.799	2LAPS	140,9	10	1:23.139	149,0
20	14 F.Spengler/M.Asmer	MRS GT-Racing	McLaren MP4-12C GT3	42	1:02:08.317	2LAPS	139,6	8	1:22.637	149,9
21	21 L.Ludwig/A.Day	BKK Mobil Oil Zakspeed	Mercedes-Benz SLS AMG GT3	40	57:19.175	4LAPS	144,1	30	1:21.676	151,7
22	11 F.Hamprecht/N.Thiim	Prosperia C. Abt Racing	Audi R8 LMS ultra	36	52:19.473	8LAPS	142,1	14	1:21.339	152,3
23	5 M.Farnbacher/N.Morcom	Farnbacher Racing	Porsche 911 GT3 R	33	46:49.427	11LAPS	145,5	22	1:21.282	152,4

not classified

8 R.Renauer/N.Siedler TONINO Team Herberth Porsche 911 GT3 R

Fastest lap of the race. Car 10 driver van der Linde on lap 37. Time 1:20.629, average speed 153,7 km/h.

Following stewards decision no. 85 - 30s time penalty for the car no. 24

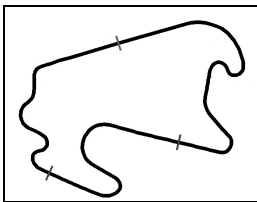
subject to appeal !

Subject to final scrutineering!

Publications Time:

Clerk of the course:

Time Keeping:



ADAC GT Masters

Lap chart Race 2

Provisional

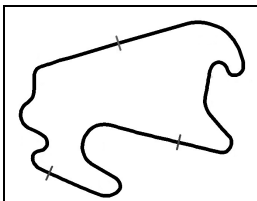


Lausitzring, Length: 3442 m

Sunday 25.5.2014 12:00

POS	1	2	3	4	5	6	7	8	9	10	11	12	13	14	15	16	17	18	19	20	21	22	23	24	25	26
LAP 1	18	19	10	3	6	23	20	26	22	11	24	16	21	2	7	100	17	12	5	27	4	.14	1			
LAP 2	19	10	18	3	6	23	20	26	22	24	11	21	2	17	7	100	12	5	27	16	1	4	14'			
LAP 3	19	10	18	3	6	23	20	26	24	22	11	21	2	17	7	100	12	5	27	1	16	4	14'			
LAP 4	19	10	18	3	6	23	20	24	26	22	21	11	2	17	7	12	100	5	27	1	16	4	14'			
LAP 5	19	10	18	3	6	23	20	24	26	22	21	2	11	17	7	12	100	5	27	1	16	4	14'			
LAP 6	19	10	18	3	6	23	20	24	26	22	21	2	11	17	7	12	5	100	27	1	16	4	14'			
LAP 7	19	10	18	3	6	23	20	24	26	21	22	2	11	17	7	12	5	100	1	27	16	4	14'			
LAP 8	19	10	18	3	6	23	20	24	26	21	22	2	11	17	7	12	5	100	1	16	27	4	14'			
LAP 9	19	10	18	3	6	23	20	24	26	21	22	2	11	17	7	12	5	100	1	16	27	4	14'			
LAP 10	19	10	18	3	6	23	24	20	26	21	22	2	11	17	7	12	5	100	1	16	27	4	14'			
LAP 11	19	10	18	3	6	23	24	20	26	21	22	2	11	17	7	12	5	100	1	16	27	4	14'			
LAP 12	19	10	18	3	6	23	24	20	26	21	22	11	17	7	12	5	.2	100	1	16	27	4	14'			
LAP 13	19	10	18	3	6	23	24	20	26	21	22	11	17	7	12	5	100	16	2	27	1	4	14'			
LAP 14	19	10	18	3	6	23	24	20	26	21	22	11	17	7	12	5	100	16	2	27	1	4	14'			
LAP 15	19	10	18	3	6	23	24	20	26	21	22	11	17	7	12	5	100	16	2	27	1	4	14'			
LAP 16	19	10	18	3	6	23	24	20	26	22	21	11	17	7	12	5	100	16	2	27	1	4	14'			
LAP 17	19	10	18	3	6	23	24	20	26	22	21	11	17	7	12	5	100	16	2	27	1	4	14'			
LAP 18	19	10	18	3	6	23	24	20	26	22	21	11	17	7	12	5	100	16	2	27	.1	4	14'			
LAP 19	19	10	18	3	6	23	24	20	21	11	17	.26	7	.22	.12	.5	16	2	27	4' 100'	1'	14'				
LAP 20	19	10	18	6	23	24	20	.3	11	17	7	.21	16	2	27	4'	26'	22'	5' 100'	12'	1'	14'				
LAP 21	19	10	18	6	23	24	20	11	17	7	2	.16	27	3'	26'	21'	22'	.4'	5' 100'	12'	1'	.14'				
LAP 22	19	10	18	6	24	23	20	7	.11	.17	2	27	3	26'	21'	22'	5' 100'	12'	16'	1'	4'	14'				
LAP 23	.19	.10	18	6	24	23	20	7	2	.27	3	26	21'	22'	11'	17'	5' 100'	12'	16'	1'	4'	14'				
LAP 24	18	24	20	.6	.23	.7	.2	19	10	3	26	21	22	11	5'	17'	100'	12'	27'	1'	.16'	4'	14'			
LAP 25	.18	.24	.20	19	10	3	6	23	26	21	22	11	5	17	7	100	12	2	27	1	16'	4'	14'			
LAP 26	19	10	3	18	6	23	20	24	26	21	22	11	5	17	7	100	12	2	1	27	16'	4'	14'			
LAP 27	19	10	3	18	6	23	20	26	24	22	11	5	17	100	12	7	21	2	1	27	16'	4'	14'			
LAP 28	19	10	3	18	6	23	20	26	24	22	11	5	17	100	12	7	21	2	1	27	16'	4'	14'			
LAP 29	19	10	3	18	6	23	20	26	24	22	11	5	17	100	12	21	7	1	2	27	16'	4'	14'			
LAP 30	19	10	3	18	6	23	20	26	24	11	5	22	100	17	12	21	7	1	2	27	16'	4'	14'			
LAP 31	19	10	3	18	6	23	20	26	24	11	22	5	12	100	21	7	1	2	27	17'	16'	4'	14'			
LAP 32	19	10	3	18	6	23	26	20	24	11	22	5	12	100	21	7	1	2	27	17'	16'	4'	14'			
LAP 33	19	10	3	18	6	23	26	20	24	22	11	5	12	100	.21	7	1	2	27	17'	16'	4'	14'			
LAP 34	19	10	3	18	6	23	26	20	22	24	12	100	1	7	2	27	21'	17'	16'	11'	4'	14'				
LAP 35	19	10	3	18	6	23	26	20	22	24	12	100	1	7	2	27	21'	17'	16'	11'	4'	14'				
LAP 36	19	10	3	6	18	23	26	20	22	24	12	100	1	7	2	27	21'	17'	16'	.11'	4'	14'				
LAP 37	19	10	3	6	18	23	26	20	22	24	12	100	1	7	2	27	21'	17'	16'	4'	14'					

. - PIT STOP ' - LAP BEHIND



ADAC GT Masters

Lap chart Race 2

Provisional

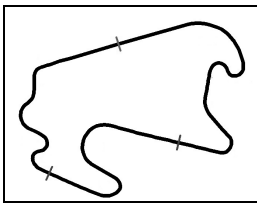


Lausitzring, Length: 3442 m

Sunday 25.5.2014 12:00

POS	1	2	3	4	5	6	7	8	9	10	11	12	13	14	15	16	17	18	19	20	21	22	23	24	25	26	
LAP 38	19	10	3	6	18	23	26	20	22	24	12	100	1	7	2	27	21'	17'	16'	4'	14'						
LAP 39	19	10	3	6	18	23	26	22	20	24	12	100	1	7	2	27	21'	17'	16'	4'	14'						
LAP 40	19	10	3	6	18	23	26	22	20	24	12	100	1	7	2	27	17'	16'	21'	4'	14'						
LAP 41	19	10	3	6	18	23	26	22	20	24	12	100	1	2	7	27	17'	16'	4'	14'							
LAP 42	19	10	3	6	18	23	26	22	20	24	12	100	1	2	7	27	17'	16'	4'	14'							
LAP 43	19	10	3	6	18	23	26	22	20	24	12	100	1	2	7	27	17'	16'									
LAP 44	19	10	3	6	23	20	22	24	12	1	100	2	7	27													

. - PIT STOP ' - LAP BEHIND



ADAC GT Masters

Lap analysis Race 2

Provisional



Lausitzring, Length: 3442 m

Air temperature: 23.1°C

Track temperature: 29.3°C

Weather condition: Dry



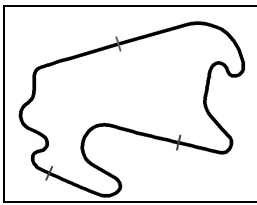
Reg. Nr.: 153/14

Sunday 25.5.2014 12:00

Lap	Time	SE1	SP1	SE2	SP2	SE3	SP3	TSP	Lap	Time	SE1	SP1	SE2	SP2	SE3	SP3	TSP
1 Daniel Keilwitz, DEU/ Oliver Gavin, GBR									theoretical besttime: 1:20.841								
1	1:59.557	38.332	177	22.949	220	58.276	241	208	24	1:21.869	26.404	180	21.592	226	33.873	245	254
2	1:23.078	26.920	176	21.812	225	34.346	241	251	25	1:22.371	26.328	180	21.643	227	34.400	247	255
3	1:24.172	28.142	177	21.913	223	34.117	242	249	26	1:22.040	26.567	181	21.581	227	33.892	245	256
4	1:22.470	26.652	181	21.522	225	34.296	242	250	27	1:22.035	26.199	182	21.577	227	34.259	243	256
5	1:21.483	26.233	181	21.351	227	33.899	243	251	28	1:22.087	26.364	181	21.563	229	34.160	246	252
6	1:21.564	26.264	181	21.364	227	33.936	243	252	29	1:21.994	26.393	180	21.635	226	33.966	245	255
7	1:22.011	26.301	181	21.702	226	34.008	242	252	30	1:21.879	26.263	181	21.644	226	33.972	245	255
8	1:21.583	26.290	181	21.474	225	33.819	243	251	31	1:21.796	26.206	181	21.639	226	33.951	245	255
9	1:21.302	26.159	181	21.392	226	33.751	243	252	32	1:21.770	26.282	182	21.636	227	33.852	246	255
10	1:22.882	26.064	181	21.523	226	34.313	243	252	33	1:21.475	26.062	182	21.560	227	33.853	246	256
11	1:21.126	26.032	181	21.334	226	33.760	243	252	34	1:22.070	26.306	181	21.847	225	33.917	246	256
12	1:21.305	26.080	180	21.332	227	33.893	244	251	35	1:21.358	26.044	181	21.509	227	33.805	245	256
13	1:35.029	26.184	181	32.893	169	35.952	242	252	36	1:21.179	25.917	181	21.448	227	33.814	245	255
14	1:22.843	26.964	180	21.776	226	34.103	243	252	37	1:21.231	26.009	183	21.468	227	33.754	246	255
15	1:22.059	26.362	181	21.637	226	34.060	243	252	38	1:21.059	25.912	183	21.445	227	33.702	246	256
16	1:22.133	26.359	179	21.639	225	34.135	243	252	39	1:21.059	25.807	182	21.545	227	33.707	247	255
17	1:22.197	26.442	181	21.641	225	34.114	244	252	40	1:21.287	25.921	183	21.639	228	33.727	245	255
18	1:30.945	26.471	181	21.744	225	42.730		253	41	1:21.702	26.116	182	21.706	228	33.880	245	254
19	2:23.154	1:27.661	179	21.644	224	33.849	243		42	1:21.263	25.941	182	21.516	229	33.806	244	254
20	1:23.346	27.485	177	21.882	224	33.979	243	253	43	1:21.497	25.935	182	21.481	228	34.081	244	254
21	1:22.018	26.542	180	21.482	226	33.994	242	253	44	1:22.845	26.243	183	21.829	227	34.773	245	254
22	1:21.666	26.140	181	21.570	226	33.956	244	253									
23	1:21.865	26.409	181	21.602	226	33.854	244	253									

2 Patrick Assenheimer, DEU/ Diego Alessi, ITA									theoretical besttime: 1:21.445								
1	1:35.437	37.619	173	22.689	223	35.129	241	227	24	1:29.004	26.554	182	22.025	223	40.425		254
2	1:25.089	27.357	179	22.141	225	35.591	240	249	25	2:25.609	1:29.377	178	21.810	225	34.422	242	
3	1:23.495	27.656	179	21.714	224	34.125	242	252	26	1:22.867	26.892	179	21.744	224	34.231	244	254
4	1:23.087	26.966	180	21.955	225	34.166	244	253	27	1:22.829	26.688	181	21.629	225	34.512	242	254
5	1:22.736	26.914	180	21.760	226	34.062	243	255	28	1:22.688	26.537	179	21.739	224	34.412	244	253
6	1:22.721	26.699	180	21.690	225	34.332	243	253	29	1:24.012	27.132	181	22.268	222	34.612	244	255
7	1:22.552	26.662	181	21.715	226	34.175	243	253	30	1:22.354	26.488	180	21.766	225	34.100	246	254
8	1:22.262	26.616	181	21.545	227	34.101	244	253	31	1:22.313	26.516	180	21.613	225	34.184	246	256
9	1:22.414	26.534	181	21.600	226	34.280	243	254	32	1:21.832	26.304	181	21.488	225	34.040	246	255
10	1:22.438	26.731	180	21.683	226	34.024	244	254	33	1:22.286	26.692	180	21.608	223	33.986	246	256
11	1:22.198	26.552	181	21.573	225	34.073	244	254	34	1:22.359	26.667	181	21.704	223	33.988	246	256
12	1:29.618	27.027	181	21.738	225	40.853		253	35	1:22.231	26.537	180	21.696	226	33.998	247	256
13	1:38.607	42.791	180	21.513	226	34.303	243		36	1:22.346	26.191	181	21.541	224	34.614	246	257
14	1:21.917	26.510	180	21.440	226	33.967	242	252	37	1:22.033	26.357	181	21.688	224	33.988	245	256
15	1:22.473	26.676	181	21.675	226	34.122	244	252	38	1:23.461	27.311	181	22.062	220	34.088	246	256
16	1:22.228	26.674	181	21.617	226	33.937	243	253	39	1:22.030	26.322	181	21.656	227	34.052	246	255
17	1:22.357	26.674	181	21.569	225	34.114	244	252	40	1:21.911	26.112	182	21.654	225	34.145	246	255
18	1:22.470	26.788	181	21.585	223	34.097	244	254	41	1:22.521	26.068	183	22.051	226	34.402	242	255
19	1:22.566	26.764	180	21.699	225	34.103	244	253	42	1:22.298	26.191	183	21.899	224	34.208	243	253
20	1:22.286	26.521	181	21.652	226	34.113	244	254	43	1:22.442	26.340	182	21.900	225	34.202	244	252
21	1:22.573	26.438	181	21.763	226	34.372	243	254	44	1:22.721	26.530	182	21.688	225	34.503	242	253
22	1:22.413	26.485	181	21.854	225	34.074	243	253									
23	1:22.090	26.372	181	21.693	224	34.025	245	253									

3 Martin Ragginger, AUT/ Jaap van Lagen, NLD									theoretical besttime: 1:21.162								
1	1:29.240	32.836	174	22.063	216	34.341	232	194	24	1:21.767	26.274	175	21.569	217	33.924	236	243
2	1:24.836	27.580	170	22.531	218	34.725	235	242	25	1:21.654	26.129	176	21.613	217	33.912	236	245
3	1:23.021	26.970	174	21.747	218	34.304	234	243	26	1:21.702	26.120	175	21.543	220	34.039	236	244
4	1:22.172	26.516	175	21.606	219	34.050	236	243	27	1:21.527	26.108	176	21.444	221	33.975	235	244
5	1:21.754	26.344	175	21.496	220	33.914	237	244	28	1:21.847	26.020	176	21.632	220	34.195	233	244
6	1:21.933	26.649	176	21.408	220	33.876	236	245	29	1:21.729	26.125	175	21.558	219	34.046	237	244
7	1:22.146	26.337	176	21.484	219	34.325	235	245	30	1:21.529	26.040	176	21.444	220	34.045	237	245
8	1:21.526	26.211	176	21.416	220	33.899	236	244	31	1:21.246	25.936	176	21.455	219	33.855	237	245
9	1:22.061	26.465	175	21.414	220	34.182	236	245	32	1:21.247	25.933	176	21.414	220	33.900	239	246
10	1:21.928	26.078	176	21.466	220	34.384	236	244	33	1:22.099	26.147	176	21.867	218	34.085	238	246



ADAC GT Masters

Lap analysis Race 2

Provisional



Lausitzring, Length: 3442 m

Air temperature: 23.1°C

Track temperature: 29.3°C

Weather condition: Dry



Reg. Nr.: 153/14

Sunday 25.5.2014 12:00

Lap	Time	SE1	SP1	SE2	SP2	SE3	SP3	TSP	Lap	Time	SE1	SP1	SE2	SP2	SE3	SP3	TSP
11	1:21.284	25.986	176	21.396	220	33.902	236	244	34	1:21.615	26.016	177	21.510	220	34.089	237	245
12	1:21.537	26.045	175	21.419	221	34.073	235	245	35	1:23.075	27.362	175	21.626	219	34.087	238	246
13	1:21.426	25.993	176	21.448	221	33.985	237	245	36	1:21.621	26.120	176	21.544	219	33.957	238	245
14	1:21.894	26.417	175	21.479	221	33.998	236	245	37	1:21.874	26.134	177	21.673	218	34.067	237	246
15	1:21.924	26.182	176	21.580	220	34.162	236	245	38	1:21.772	26.079	178	21.528	220	34.165	238	246
16	1:22.336	26.181	176	21.842	221	34.313	236	245	39	1:21.954	26.399	177	21.562	220	33.993	238	246
17	1:21.901	26.249	175	21.523	220	34.129	235	245	40	1:21.924	26.343	177	21.563	221	34.018	237	246
18	1:21.705	26.004	176	21.602	220	34.099	237	245	41	1:21.799	26.144	177	21.620	222	34.035	236	244
19	1:21.853	26.177	175	21.635	219	34.041	238	245	42	1:21.637	26.028	178	21.587	222	34.022	237	244
20	1:29.499	25.966	176	21.753	219	41.780		246	43	1:21.861	26.158	178	21.538	221	34.165	236	244
21	2:23.168	1:27.099	171	21.956	218	34.113	235		44	1:22.123	26.293	177	21.649	221	34.181	220	245
22	1:22.025	26.433	175	21.429	219	34.163	235	244									
23	1:21.642	26.158	176	21.374	219	34.110	235	243									

4 Antonios Wossos, GRC/ Wolf Nathan, NLD

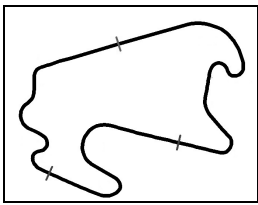
theoretical besttime: 1:22.915

1	1:41.476	39.735	166	23.843	214	37.898	234	224	23	1:24.503	27.150	174	22.461	215	34.892	235	244
2	1:44.045	41.904	153	26.300	214	35.841	233	243	24	1:24.813	27.113	173	22.448	218	35.252	235	244
3	1:26.565	28.761	172	22.241	217	35.563	233	242	25	1:24.617	27.303	171	22.447	217	34.867	235	244
4	1:23.943	27.334	171	21.897	218	34.712	234	242	26	1:24.993	27.216	172	22.184	218	35.593	237	244
5	1:23.665	27.206	173	21.866	219	34.593	234	242	27	1:24.799	27.670	175	22.340	218	34.789	237	245
6	1:23.490	26.962	174	22.136	219	34.392	234	243	28	1:24.926	26.914	175	22.929	219	35.083	237	245
7	1:23.386	26.756	174	21.948	219	34.682	234	242	29	1:24.311	27.033	174	22.363	217	34.915	237	246
8	1:23.664	27.057	173	22.168	218	34.439	234	242	30	1:24.793	27.245	175	22.335	217	35.213	237	246
9	1:23.460	26.940	174	22.121	217	34.399	234	243	31	1:24.975	27.485	173	22.444	216	35.046	238	245
10	1:23.139	26.760	174	22.086	215	34.293	234	243	32	1:25.657	28.040	173	22.585	217	35.032	237	245
11	1:24.174	27.191	173	22.389	215	34.594	233	243	33	1:27.436	28.108	173	22.714	217	36.614	238	245
12	1:24.276	27.110	173	22.212	219	34.954	233	242	34	1:25.059	27.575	174	22.560	217	34.924	238	247
13	1:24.161	27.250	174	22.153	219	34.758	234	242	35	1:24.119	27.219	174	22.091	217	34.809	237	246
14	1:23.786	27.086	174	22.248	219	34.452	234	242	36	1:23.984	26.876	175	22.212	218	34.896	236	245
15	1:25.556	27.230	172	23.115	217	35.211	232	243	37	1:25.151	28.037	174	22.461	219	34.653	238	236
16	1:25.215	27.879	171	22.487	217	34.849	233	241	38	1:23.887	26.938	173	22.245	219	34.704	236	246
17	1:24.360	27.143	174	22.325	217	34.892	234	242	39	1:23.867	26.951	176	22.259	218	34.657	236	245
18	1:24.568	27.273	174	22.247	217	35.048	233	243	40	1:24.251	27.160	175	22.234	219	34.857	236	243
19	1:25.810	28.655	172	22.410	217	34.745	235	243	41	1:23.881	26.914	175	22.224	219	34.743	235	243
20	1:24.247	27.144	174	22.063	217	35.040	234	244	42	1:24.478	27.339	174	22.249	219	34.890	233	243
21	1:34.891	27.523	162	23.951	212	43.417		243									
22	3:00.422	2:02.998	172	22.435	215	34.989	236										

5 Mario Farnbacher, DEU/ Nathan Morcom, AUS

theoretical besttime: 1:21.116

1	1:39.566	38.621	169	23.609	214	37.336	236	208	18	1:22.459	26.494	176	21.780	220	34.185	236	246
2	1:24.114	27.189	174	22.080	219	34.845	236	244	19	1:30.204	26.557	176	21.733	220	41.914		244
3	1:23.459	26.870	175	21.920	220	34.669	237	244	20	2:22.715	1:26.948	175	21.667	219	34.100	236	
4	1:23.881	27.227	176	22.007	219	34.647	237	246	21	1:21.795	26.302	175	21.461	219	34.032	236	244
5	1:23.101	26.571	176	21.853	220	34.677	238	246	22	1:21.282	25.900	177	21.403	220	33.979	238	246
6	1:22.961	26.677	176	21.968	220	34.316	236	245	23	1:21.931	25.840	178	21.515	209	34.576	240	246
7	1:22.721	26.522	176	21.715	221	34.484	236	244	24	1:22.038	26.277	175	21.676	218	34.085	238	249
8	1:22.367	26.395	176	21.693	220	34.279	238	245	25	1:21.326	25.867	177	21.422	220	34.037	238	246
9	1:22.357	26.413	176	21.648	220	34.296	237	245	26	1:21.311	25.813	176	21.524	220	33.974	238	246
10	1:22.295	26.302	176	21.787	220	34.206	238	245	27	1:21.723	25.977	177	21.731	219	34.015	238	246
11	1:22.455	26.494	176	21.672	220	34.289	236	245	28	1:21.342	25.953	177	21.474	221	33.915	238	245
12	1:22.198	26.314	176	21.678	220	34.206	236	244	29	1:21.813	25.992	177	21.652	220	34.169	240	247
13	1:22.020	26.300	176	21.588	221	34.132	237	245	30	1:22.527	26.262	176	21.796	219	34.469	241	249
14	1:22.273	26.253	175	21.655	221	34.365	236	245	31	1:28.693	33.114	176	21.651	218	33.928	239	249
15	1:23.439	26.302	177	21.964	221	35.173	235	244	32	1:21.436	25.966	177	21.503	220	33.967	239	247
16	1:23.858	27.776	175	21.755	219	34.327	237	241	33	1:21.573	26.090	177	21.583	219	33.900	242	248
17	1:22.194	26.403	176	21.601	220	34.190	237	245									



ADAC GT Masters



Lap analysis Race 2

Provisional

Lausitzring, Length: 3442 m

Air temperature: 23.1°C

Track temperature: 29.3°C

Weather condition: Dry



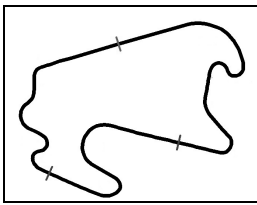
Reg. Nr.: 153/14

Sunday 25.5.2014 12:00

Lap	Time	SE1	SP1	SE2	SP2	SE3	SP3	TSP	Lap	Time	SE1	SP1	SE2	SP2	SE3	SP3	TSP
6 Philipp Frommenwiler, CHE/ Sebastian Asch, DEU									theoretical besttime: 1:21.380								
1	1:29.661	33.358	174	21.957	219	34.346	236	194	24	1:31.010	26.794	174	21.693	220	42.523	246	
2	1:24.902	27.445	174	22.527	219	34.930	237	243	25	2:23.972	1:27.977	175	21.644	218	34.351	234	
3	1:23.030	26.797	175	21.861	220	34.372	236	245	26	1:22.135	26.419	176	21.454	222	34.262	238	244
4	1:22.454	26.581	175	21.589	221	34.284	236	245	27	1:23.839	26.724	177	22.234	218	34.881	236	247
5	1:22.133	26.339	175	21.598	220	34.196	237	245	28	1:23.672	26.587	177	21.805	220	35.280	238	247
6	1:21.996	26.331	176	21.530	222	34.135	237	245	29	1:23.486	26.615	177	22.044	220	34.827	237	247
7	1:21.989	26.252	176	21.499	221	34.238	237	245	30	1:23.210	26.480	177	22.059	219	34.671	239	247
8	1:22.049	26.388	176	21.509	220	34.152	236	245	31	1:23.081	26.395	176	22.093	219	34.593	239	247
9	1:22.281	26.293	175	21.579	221	34.409	236	245	32	1:23.526	26.535	177	22.241	217	34.750	239	247
10	1:22.034	26.222	176	21.495	221	34.317	237	245	33	1:23.366	26.523	177	22.053	220	34.790	239	248
11	1:21.882	26.222	175	21.481	221	34.179	236	245	34	1:22.895	26.314	178	22.128	220	34.453	236	247
12	1:21.808	25.966	176	21.570	221	34.272	235	244	35	1:23.564	27.061	177	21.951	219	34.552	240	247
13	1:21.749	26.104	176	21.422	221	34.223	236	243	36	1:22.129	26.292	177	21.727	219	34.110	239	247
14	1:21.631	26.089	175	21.550	220	33.992	237	245	37	1:22.121	26.133	178	21.674	219	34.314	239	246
15	1:22.079	26.414	175	21.535	223	34.130	236	246	38	1:22.463	26.466	177	21.816	219	34.181	238	246
16	1:22.631	27.071	176	21.490	221	34.070	237	244	39	1:22.272	26.393	178	21.772	220	34.107	239	247
17	1:21.890	26.083	176	21.603	220	34.204	236	244	40	1:22.732	26.320	178	21.761	220	34.651	237	245
18	1:22.082	26.171	176	21.584	220	34.327	237	245	41	1:22.633	26.400	178	21.752	221	34.481	236	244
19	1:21.916	26.134	177	21.519	221	34.263	237	245	42	1:22.503	26.472	177	21.746	222	34.285	236	244
20	1:22.094	26.228	176	21.590	220	34.276	237	245	43	1:22.492	26.442	178	21.712	220	34.338	235	244
21	1:21.848	26.248	176	21.513	220	34.087	238	246	44	1:23.469	26.819	177	21.862	221	34.788	235	243
22	1:22.613	26.361	176	21.843	217	34.409	238	246									
23	1:21.662	26.072	176	21.507	220	34.083	239	246									

Lap	Time	SE1	SP1	SE2	SP2	SE3	SP3	TSP	Lap	Time	SE1	SP1	SE2	SP2	SE3	SP3	TSP
7 Herbert Handlos, AUT/ Alfred Renauer, DEU									theoretical besttime: 1:21.495								
1	1:36.610	37.438	170	22.781	220	36.391	235	212	24	1:34.135	28.969	174	22.674	219	42.492	245	
2	1:24.980	27.796	174	22.264	219	34.920	236	241	25	2:27.321	1:29.436	176	22.885	218	35.000	235	
3	1:23.807	27.206	175	22.213	219	34.388	238	243	26	1:23.183	26.458	176	21.931	218	34.794	236	244
4	1:23.490	27.011	175	21.993	219	34.486	237	245	27	1:25.248	26.737	175	22.412	219	36.099	235	243
5	1:22.766	26.649	176	21.575	220	34.542	237	246	28	1:24.351	27.342	176	22.186	219	34.823	237	235
6	1:22.715	26.437	176	21.784	221	34.494	238	245	29	1:25.893	28.803	175	22.311	218	34.779	237	245
7	1:22.814	26.411	176	21.817	221	34.586	233	243	30	1:23.594	26.699	177	22.183	218	34.712	237	246
8	1:22.121	26.478	174	21.517	221	34.126	238	244	31	1:23.941	27.002	174	22.305	217	34.634	236	246
9	1:22.351	26.321	176	21.801	220	34.229	237	247	32	1:23.291	26.840	175	21.972	218	34.479	236	246
10	1:22.320	26.452	176	21.527	221	34.341	237	246	33	1:22.865	26.436	177	22.003	217	34.426	236	244
11	1:22.482	26.187	177	21.592	221	34.703	235	245	34	1:24.829	27.148	176	22.939	218	34.742	236	246
12	1:22.460	26.460	177	21.635	220	34.365	236	244	35	1:23.083	26.911	176	21.759	219	34.413	238	245
13	1:22.613	26.443	177	21.735	220	34.435	236	245	36	1:22.850	26.555	177	21.786	219	34.509	237	245
14	1:22.157	26.205	176	21.495	221	34.457	235	244	37	1:22.467	26.353	177	21.817	219	34.297	237	245
15	1:22.592	26.305	176	21.796	220	34.491	236	244	38	1:22.321	26.327	176	21.736	218	34.258	237	245
16	1:22.301	26.391	176	21.604	219	34.306	238	244	39	1:22.548	26.332	178	21.972	222	34.244	237	245
17	1:22.270	26.252	176	21.638	220	34.380	236	244	40	1:22.474	26.211	177	21.860	220	34.403	237	244
18	1:22.221	26.274	175	21.784	220	34.163	236	246	41	1:23.689	26.353	178	22.198	220	35.138	236	243
19	1:22.261	26.322	175	21.716	219	34.223	237	247	42	1:22.885	26.597	177	21.821	221	34.467	235	244
20	1:21.865	26.129	177	21.596	219	34.140	237	245	43	1:22.419	26.183	178	21.877	221	34.359	234	244
21	1:22.200	26.320	175	21.679	220	34.201	237	244	44	1:23.960	26.587	177	22.019	220	35.354	233	243
22	1:22.275	26.262	176	21.678	219	34.335	235	245									
23	1:21.495	26.004	177	21.416	221	34.075	236	245									

Lap	Time	SE1	SP1	SE2	SP2	SE3	SP3	TSP	Lap	Time	SE1	SP1	SE2	SP2	SE3	SP3	TSP
10 Kelvin van der Linde, ZAF/ Rene Rast, DEU									theoretical besttime: 1:20.444								
1	1:28.838	32.503	173	21.897	216	34.438	232	191	24	2:22.400	1:26.382	173	21.650	215	34.368	232	
2	1:24.445	27.817	171	22.123	216	34.505	231	240	25	1:21.722	26.149	175	21.501	217	34.072	232	241
3	1:22.421	26.500	174	21.486	218	34.435	231	239	26	1:21.683	26.111	175	21.433	219	34.139	233	241
4	1:21.961	26.374	174	21.443	218	34.144	232	239	27	1:21.539	25.972	176	21.492	219	34.075	233	242
5	1:21.470	26.092	174	21.414	218	33.964	232	240	28	1:21.439	25.853	175	21.438	219	34.148	232	242
6	1:22.335	26.909	172	21.406	219	34.020	231	240	29	1:21.377	25.860	175	21.390	219	34.127	235	241
7	1:21.939	26.134	174	21.605	212	34.200	231	240	30	1:21.070	25.775	175	21.350	219	33.945	236	243
8	1:21.715	26.130	175	21.437	217	34.148	231	239	31	1:21.355	25.937	175	21.456	218	33.962	234	244
9	1:21.422	26.092	175	21.288	218	34.042	232	240	32	1:21.096	25.706	176	21.499	218	33.891	235	243
10	1:21.328	25.956	175	21.297	219	34.075	232	240	33	1:21.023	25.566	176	21.476	217	33.981	235	243



ADAC GT Masters



Lap analysis Race 2

Provisional

Lausitzring, Length: 3442 m

Air temperature: 23.1°C

Track temperature: 29.3°C

Weather condition: Dry



Reg. Nr.: 153/14

Sunday 25.5.2014 12:00

Lap	Time	SE1	SP1	SE2	SP2	SE3	SP3	TSP	Lap	Time	SE1	SP1	SE2	SP2	SE3	SP3	TSP
11	1:21.475	25.977	175	21.439	218	34.059	232	240	34	1:21.192	25.626	175	21.559	217	34.007	236	244
12	1:21.703	26.146	174	21.423	218	34.134	231	240	35	1:22.085	26.048	175	21.551	217	34.486	235	245
13	1:21.546	26.229	175	21.242	219	34.075	232	240	36	1:21.191	25.723	175	21.556	217	33.912	235	244
14	1:21.493	25.967	175	21.362	217	34.164	232	240	37	1:20.629	25.438	175	21.427	217	33.764	235	244
15	1:21.610	26.003	175	21.401	219	34.206	231	240	38	1:21.046	25.566	176	21.525	217	33.955	234	244
16	1:21.580	26.062	174	21.391	219	34.127	231	240	39	1:20.983	25.470	177	21.448	218	34.065	235	243
17	1:21.684	26.134	175	21.388	218	34.162	231	240	40	1:20.856	25.511	176	21.426	218	33.919	234	243
18	1:21.505	26.014	175	21.361	218	34.130	232	241	41	1:21.603	25.719	175	21.656	219	34.228	234	242
19	1:21.505	25.998	175	21.282	218	34.225	232	241	42	1:21.338	25.744	176	21.459	220	34.135	234	242
20	1:21.542	26.065	175	21.372	218	34.105	233	241	43	1:21.078	25.597	176	21.457	220	34.024	233	242
21	1:21.456	25.963	174	21.395	217	34.098	233	241	44	1:21.631	25.629	177	21.339	220	34.663	179	242
22	1:21.449	25.974	174	21.436	217	34.039	233	242									
23	1:28.023	25.866	175	21.441	217	40.716		242									

11 Fabian Hamprecht, DEU/ Nicki Thiim, DNK

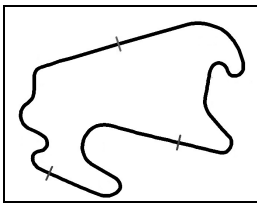
theoretical besttime: 1:21.232

1	1:34.480	36.215	168	22.637	216	35.628	234		19	1:22.329	26.063	174	22.011	215	34.255	233	244
2	1:24.622	27.697	172	22.160	218	34.765	233	243	20	1:22.524	26.369	174	21.807	217	34.348	233	243
3	1:23.464	26.753	173	21.939	218	34.772	232	242	21	1:21.745	25.943	173	21.443	217	34.359	233	243
4	1:24.280	27.824	173	22.290	216	34.166	233	242	22	1:28.136	25.810	174	21.627	217	40.699		243
5	1:23.734	27.621	173	21.665	218	34.448	235	242	23	2:27.722	1:31.145	173	21.826	216	34.751	235	
6	1:22.698	26.317	174	21.565	220	34.816	234	244	24	1:22.980	26.533	174	21.694	217	34.753	234	244
7	1:22.565	26.410	174	21.591	219	34.564	235	243	25	1:22.518	26.536	175	21.608	216	34.374	235	244
8	1:22.289	26.323	173	21.609	219	34.357	234	244	26	1:21.946	26.137	174	21.519	220	34.290	234	244
9	1:22.324	26.267	173	21.469	219	34.588	235	244	27	1:22.596	26.330	174	21.932	216	34.334	233	244
10	1:22.580	26.444	174	21.667	219	34.469	235	245	28	1:21.666	26.121	175	21.393	220	34.152	234	241
11	1:22.087	26.253	174	21.595	219	34.239	234	244	29	1:22.104	26.007	174	21.743	217	34.354	236	244
12	1:22.849	26.674	174	21.762	218	34.413	231	244	30	1:22.628	26.051	175	21.968	216	34.609	237	245
13	1:21.875	26.193	173	21.478	219	34.204	232	240	31	1:23.256	27.063	173	21.669	218	34.524	236	247
14	1:21.339	25.875	173	21.435	218	34.029	233	242	32	1:23.768	27.008	175	22.312	217	34.448	236	246
15	1:21.452	25.872	174	21.483	219	34.097	233	242	33	1:24.745	28.939	173	21.532	219	34.274	236	246
16	1:21.591	25.875	174	21.527	218	34.189	234	242	34	2:19.539	1:21.545	177	22.786	212	35.208	233	244
17	1:22.537	26.022	174	21.947	219	34.568	234	243	35	1:23.375	26.654	173	21.769	215	34.952	233	242
18	1:21.917	25.928	174	21.649	219	34.340	234	244	36	1:47.213	30.103	150	26.690	166	50.420		232

12 Markus Winkelhock, DEU/ Sebastien Ogier, FRA

theoretical besttime: 1:21.344

1	1:37.418	39.022	169	23.118	217	35.278	235	211	24	1:21.922	26.140	174	21.500	217	34.282	234	243
2	1:25.325	29.007	171	21.778	218	34.540	234	244	25	1:21.795	26.074	175	21.654	219	34.067	234	243
3	1:23.912	27.060	174	21.783	220	35.069	234	244	26	1:22.544	26.159	174	21.774	218	34.611	235	244
4	1:23.086	27.064	173	21.774	218	34.248	233	244	27	1:24.224	26.835	173	22.028	218	35.361	232	245
5	1:22.550	26.367	174	21.646	218	34.537	234	243	28	1:22.762	26.575	175	21.700	219	34.487	234	241
6	1:22.575	26.473	173	21.700	219	34.402	234	243	29	1:22.149	26.238	175	21.712	217	34.199	235	243
7	1:23.229	27.363	173	21.623	219	34.243	234	244	30	1:22.652	26.287	175	21.899	217	34.466	236	244
8	1:22.126	26.184	173	21.683	219	34.259	234	243	31	1:23.232	27.165	172	21.636	217	34.431	234	245
9	1:22.281	26.387	173	21.583	219	34.311	235	244	32	1:22.198	26.228	173	21.764	217	34.206	234	243
10	1:22.090	26.277	174	21.607	218	34.206	234	244	33	1:21.816	26.144	174	21.498	218	34.174	234	243
11	1:22.462	26.311	174	21.800	217	34.351	234	244	34	1:22.747	26.760	173	21.678	218	34.309	234	244
12	1:22.707	26.473	174	21.826	218	34.408	233	243	35	1:22.489	26.318	173	21.830	217	34.341	234	244
13	1:22.431	26.440	174	21.821	218	34.170	233	243	36	1:21.900	26.122	173	21.559	217	34.219	234	243
14	1:22.240	26.335	173	21.751	218	34.154	234	243	37	1:21.993	26.032	174	21.630	218	34.331	234	243
15	1:24.761	26.377	174	23.178	208	35.206	231	243	38	1:21.943	26.195	173	21.624	219	34.124	235	243
16	1:22.891	26.686	172	21.719	217	34.486	232	240	39	1:21.865	26.247	174	21.563	219	34.055	234	244
17	1:22.318	26.255	173	21.842	216	34.221	233	241	40	1:21.875	26.159	174	21.636	218	34.080	234	242
18	1:22.254	26.323	173	21.745	216	34.186	232	242	41	1:21.425	25.807	174	21.579	220	34.039	234	242
19	1:29.608	26.182	174	21.654	217	41.772		242	42	1:21.685	25.995	175	21.580	220	34.110	235	243
20	2:30.507	1:34.763	172	21.605	217	34.139	233		43	1:23.938	26.656	171	21.970	222	35.312	228	244
21	1:21.961	26.025	175	21.622	215	34.314	232	242	44	1:24.280	27.921	173	21.937	219	34.422	235	237
22	1:21.773	25.998	174	21.667	216	34.108	233	242									
23	1:21.929	26.147	175	21.560	218	34.222	234	242									



ADAC GT Masters

Lap analysis Race 2

Provisional



Lausitzring, Length: 3442 m

Air temperature: 23.1°C

Track temperature: 29.3°C

Weather condition: Dry



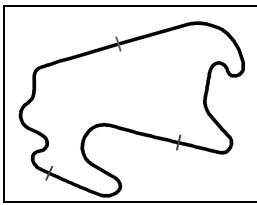
Reg. Nr.: 153/14

Sunday 25.5.2014 12:00

Lap	Time	SE1	SP1	SE2	SP2	SE3	SP3	TSP	Lap	Time	SE1	SP1	SE2	SP2	SE3	SP3	TSP
14 Florian Spengler, DEU/ Marko Asmer, EST									theoretical besttime: 1:22.262								
1	1:49.445	37.750	161	23.828	201	47.867		210	23	1:24.777	27.184	174	22.314	213	35.279	234	243
2	2:41.266	1:44.187	170	22.284	214	34.795	231		24	1:24.609	27.234	174	22.261	217	35.114	235	242
3	1:23.540	27.114	174	21.898	214	34.528	233	242	25	1:24.735	27.374	172	22.234	217	35.127	233	243
4	1:23.046	26.944	174	21.787	217	34.315	233	241	26	1:24.455	27.161	173	22.151	216	35.143	234	243
5	1:22.730	26.313	175	21.634	217	34.783	232	242	27	1:25.769	27.239	174	22.330	183	36.200	234	241
6	1:23.207	26.544	174	21.826	217	34.837	233	242	28	1:25.229	27.378	174	22.420	214	35.431	234	244
7	1:24.237	27.365	174	22.005	216	34.867	234	242	29	1:26.562	27.245	172	23.967	215	35.350	236	243
8	1:22.637	26.480	174	21.732	215	34.425	234	242	30	1:24.637	27.335	174	22.232	216	35.070	236	244
9	1:22.833	26.423	175	21.830	215	34.580	235	242	31	1:25.715	27.172	173	23.210	214	35.333	236	244
10	1:23.316	26.507	175	22.098	217	34.711	233	243	32	1:24.685	27.183	174	22.242	215	35.260	233	244
11	1:23.040	26.453	174	21.861	216	34.726	233	242	33	1:25.585	27.869	175	22.426	216	35.290	236	244
12	1:23.260	26.674	174	21.932	217	34.654	234	242	34	1:25.191	27.461	173	22.466	214	35.264	236	244
13	1:23.350	26.766	175	22.059	217	34.525	233	242	35	1:25.367	27.406	174	22.671	215	35.290	235	244
14	1:23.221	26.663	174	21.956	216	34.602	234	242	36	1:25.220	27.324	174	22.594	214	35.302	235	243
15	1:23.214	26.579	174	21.938	216	34.697	233	243	37	1:25.047	26.899	175	22.849	214	35.299	235	243
16	1:23.571	26.555	175	21.944	217	35.072	223	242	38	1:26.233	27.435	174	22.528	215	36.270	230	244
17	1:24.256	27.391	175	22.138	215	34.727	234	231	39	1:25.787	27.299	174	22.432	217	36.056	210	240
18	1:23.419	26.684	174	22.010	216	34.725	233	242	40	1:29.172	29.983	174	23.169	216	36.020	234	190
19	1:24.116	27.129	174	22.204	215	34.783	234	242	41	1:29.017	29.486	163	23.730	215	35.801	234	242
20	1:25.389	26.720	174	22.447	215	36.222	235	243	42	1:25.991	27.734	174	22.410	217	35.847	235	243
21	1:32.959	26.935	174	22.894	214	43.130		243									
22	2:28.482	1:30.563	173	22.222	214	35.697	234										

16 Rahel Frey, CHE/ Philip Geipel, DEU									theoretical besttime: 1:21.408								
1	1:34.930	36.250	167	22.901	216	35.779	233		23	1:24.024	26.912	174	22.060	213	35.052	232	242
2	1:47.393	27.725	172	21.994	218	37.674	228	242	24	1:31.620	26.612	173	22.086	215	42.922		242
3	1:24.533	28.090	170	21.666	217	34.777	229	236	25	1:43.779	47.565	173	21.536	215	34.678	231	
4	1:23.323	27.121	172	21.678	217	34.524	232	238	26	1:22.613	26.559	174	21.538	217	34.516	232	241
5	1:22.186	26.289	174	21.564	217	34.333	232	241	27	1:22.360	26.303	174	21.629	217	34.428	231	241
6	1:21.630	25.984	174	21.407	218	34.239	231	241	28	1:22.219	26.436	174	21.538	218	34.245	233	241
7	1:21.890	26.012	174	21.504	217	34.374	233	240	29	1:22.669	26.401	174	21.613	217	34.655	235	243
8	1:22.205	26.347	174	21.617	217	34.241	232	242	30	1:23.878	27.439	172	22.014	216	34.425	234	244
9	1:21.889	26.095	173	21.526	216	34.268	232	241	31	1:22.802	26.462	174	21.836	216	34.504	233	243
10	1:21.652	25.938	175	21.509	216	34.205	232	241	32	1:22.839	26.591	173	21.768	216	34.480	234	243
11	1:21.602	26.036	173	21.437	217	34.129	231	240	33	1:22.571	26.540	174	21.668	215	34.363	235	244
12	1:21.837	26.119	174	21.389	216	34.329	231	240	34	1:22.416	26.521	174	21.597	216	34.298	234	241
13	1:21.758	25.959	172	21.546	215	34.253	231	240	35	1:22.215	26.228	174	21.598	217	34.389	235	243
14	1:21.912	26.036	172	21.485	218	34.391	232	239	36	1:22.256	26.103	174	21.500	217	34.653	235	243
15	1:21.670	25.923	173	21.457	217	34.290	232	240	37	1:23.950	26.930	174	22.066	217	34.954	235	244
16	1:22.952	26.064	174	22.221	212	34.667	230	241	38	1:22.491	26.509	174	21.698	217	34.284	234	244
17	1:22.575	26.237	174	21.714	216	34.624	229	240	39	1:24.183	28.137	173	21.699	217	34.347	234	242
18	1:22.390	26.497	173	21.537	216	34.356	231	239	40	1:21.951	26.265	175	21.420	217	34.266	232	241
19	1:22.030	26.078	174	21.549	216	34.403	230	240	41	1:21.789	26.152	175	21.541	218	34.096	233	240
20	1:22.335	26.246	174	21.686	215	34.403	232	239	42	1:21.593	25.992	175	21.417	220	34.184	232	243
21	1:29.562	26.170	172	21.560	216	41.832		240	43	1:21.637	25.959	175	21.529	218	34.149	233	242
22	2:23.155	1:26.871	172	21.734	215	34.550	232										

17 Remo Lips, CHE/ Lennart Marioneck, DEU									theoretical besttime: 1:21.734								
1	1:36.691	38.056	173	23.420	221	35.215	241	219	23	2:26.868	1:28.954	176	22.744	223	35.170	243	
2	1:24.376	27.498	178	21.984	225	34.894	242	248	24	1:23.118	26.544	178	22.301	222	34.273	242	252
3	1:23.861	27.395	178	22.092	224	34.374	240	251	25	1:23.630	26.360	180	21.852	224	35.418	239	251
4	1:23.339	27.175	179	21.970	224	34.194	241	250	26	1:22.758	26.713	179	21.776	224	34.269	241	249
5	1:22.841	26.723	180	21.810	224	34.308	242	250	27	1:23.204	26.606	179	22.120	221	34.478	241	250
6	1:22.731	26.596	179	21.849	225	34.286	242	251	28	1:26.035	29.342	179	22.433	224	34.260	240	249
7	1:22.491	26.677	180	21.792	225	34.022	242	251	29	1:22.434	26.391	179	21.865	223	34.178	241	250
8	1:22.513	26.583	179	21.756	224	34.174	241	251	30	1:23.251	26.371	180	22.683	223	34.197	242	250
9	1:22.252	26.531	179	21.689	224	34.032	242	251	31	1:53.377	56.724	175	22.227	222	34.426	242	252
10	1:22.347	26.484	180	21.680	224	34.183	243	251	32	1:22.784	26.510	180	21.917	223	34.357	242	251
11	1:22.481	26.476	180	21.590	225	34.415	242	253	33	1:23.016	26.853	178	21.737	224	34.426	243	252
12	1:22.307	26.282	181	21.835	224	34.190	241	251	34	1:24.479	26.719	179	22.105	222	35.655	243	252



ADAC GT Masters

Lap analysis Race 2

Provisional



Lausitzring, Length: 3442 m

Air temperature: 23.1°C

Track temperature: 29.3°C

Weather condition: Dry



Reg. Nr.: 153/14

Sunday 25.5.2014 12:00

Lap	Time	SE1	SP1	SE2	SP2	SE3	SP3	TSP	Lap	Time	SE1	SP1	SE2	SP2	SE3	SP3	TSP
13	1:22.692	26.826	180	21.737	224	34.129	242	250	35	1:22.774	26.512	180	21.914	222	34.348	243	252
14	1:22.197	26.308	179	21.609	224	34.280	241	251	36	1:22.648	26.338	180	21.863	224	34.447	242	252
15	1:22.385	26.436	180	21.875	223	34.074	241	250	37	1:22.553	26.308	181	21.842	224	34.403	243	251
16	1:22.293	26.448	180	21.717	224	34.128	241	250	38	1:22.399	26.122	181	21.761	224	34.516	243	252
17	1:22.089	26.301	180	21.677	224	34.111	242	250	39	1:22.418	26.341	180	21.732	225	34.345	243	252
18	1:22.077	26.292	180	21.702	224	34.083	241	251	40	1:22.567	26.448	180	21.757	226	34.362	241	251
19	1:22.249	26.448	179	21.731	223	34.070	242	251	41	1:23.224	26.526	180	21.934	223	34.764	240	249
20	1:22.157	26.396	179	21.683	223	34.078	242	251	42	1:23.946	27.200	177	21.990	224	34.756	241	249
21	1:22.307	26.375	179	21.777	223	34.155	242	251	43	1:22.878	26.474	181	21.819	225	34.585	240	249
22	1:29.654	26.351	180	21.722	223	41.581		252									

18 Toni Seiler, CHE/ Jeroen Bleekemolen, NLD

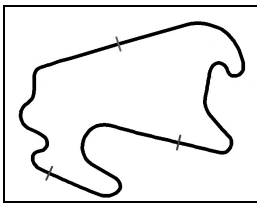
theoretical besttime: 1:21.468

1	1:27.750	31.739	177	21.731	222	34.280	239	198	23	1:22.078	26.596	179	21.509	225	33.973	242	252
2	1:25.791	28.422	174	22.919	223	34.450	241	247	24	1:22.063	26.577	180	21.459	225	34.027	243	252
3	1:22.732	27.042	179	21.605	225	34.085	240	250	25	1:30.417	26.551	180	21.490	224	42.376		252
4	1:22.222	26.668	178	21.530	225	34.024	241	250	26	2:27.454	1:29.598	176	23.030	218	34.826	241	
5	1:21.757	26.409	180	21.426	226	33.922	241	250	27	1:23.890	27.209	178	22.122	223	34.559	241	250
6	1:22.092	26.758	179	21.423	226	33.911	242	250	28	1:23.859	26.743	179	21.806	223	35.310	242	251
7	1:21.858	26.453	180	21.400	226	34.005	241	251	29	1:23.136	26.743	178	22.086	222	34.307	242	251
8	1:21.747	26.426	180	21.430	225	33.891	241	250	30	1:23.464	26.949	179	22.059	222	34.456	243	251
9	1:21.567	26.353	180	21.266	226	33.948	242	251	31	1:23.175	26.572	179	22.145	222	34.458	243	252
10	1:21.621	26.377	180	21.349	226	33.895	243	251	32	1:23.394	26.640	179	22.244	223	34.510	243	252
11	1:21.743	26.510	179	21.384	226	33.849	242	251	33	1:23.373	26.818	179	22.038	222	34.517	242	252
12	1:21.703	26.361	180	21.372	226	33.970	241	251	34	1:22.933	26.638	179	22.050	222	34.245	243	252
13	1:21.740	26.433	180	21.379	226	33.928	241	250	35	1:23.502	27.244	180	21.958	222	34.300	243	252
14	1:21.723	26.478	179	21.314	226	33.931	241	250	36	1:23.823	26.634	179	22.645	223	34.544	242	253
15	1:21.921	26.498	180	21.446	226	33.977	242	251	37	1:22.867	26.484	180	21.997	223	34.386	243	253
16	1:22.082	26.605	179	21.535	225	33.942	241	251	38	1:22.945	26.797	179	21.958	224	34.190	243	253
17	1:21.980	26.499	179	21.432	225	34.049	242	250	39	1:22.785	26.592	180	21.864	225	34.329	242	252
18	1:21.846	26.477	180	21.404	225	33.965	242	251	40	1:22.753	26.623	180	21.956	224	34.174	242	251
19	1:21.789	26.381	180	21.435	225	33.973	240	251	41	1:23.068	26.715	180	21.845	225	34.508	240	251
20	1:22.146	26.447	180	21.696	225	34.003	242	251	42	1:23.305	26.745	181	22.148	225	34.412	241	250
21	1:22.434	26.818	180	21.447	225	34.169	242	251	43	1:23.174	26.732	180	21.912	225	34.530	240	250
22	1:22.552	26.740	180	21.639	225	34.173	242	251									

19 Claudia Hürtgen, DEU/ Dominik Baumann, AUT

theoretical besttime: 1:20.617

1	1:28.275	32.087	174	21.773	216	34.415	231	191	24	2:23.461	1:27.651	175	21.835	218	33.975	237	
2	1:24.381	28.147	171	21.897	219	34.337	231	240	25	1:21.596	26.106	176	21.447	219	34.043	236	243
3	1:22.014	26.435	174	21.568	220	34.011	234	238	26	1:21.150	26.093	177	21.332	221	33.725	236	242
4	1:21.685	26.538	174	21.319	222	33.828	234	239	27	1:21.264	26.112	177	21.306	220	33.846	238	246
5	1:21.076	26.084	175	21.311	221	33.681	234	239	28	1:21.605	26.165	177	21.405	220	34.035	236	245
6	1:20.883	26.044	175	21.170	221	33.669	234	240	29	1:21.303	26.027	177	21.405	221	33.871	236	244
7	1:20.852	25.940	176	21.263	221	33.649	232	242	30	1:21.171	26.033	177	21.388	221	33.750	237	246
8	1:21.036	25.935	176	21.165	220	33.936	234	243	31	1:21.005	25.850	176	21.329	218	33.826	238	244
9	1:21.160	26.097	176	21.242	220	33.821	234	241	32	1:21.376	26.054	175	21.417	219	33.905	237	245
10	1:21.120	25.863	177	21.277	222	33.980	234	239	33	1:21.167	25.933	177	21.317	221	33.917	240	244
11	1:21.219	26.029	176	21.353	223	33.837	235	241	34	1:21.859	26.544	176	21.401	222	33.914	236	245
12	1:21.439	26.050	176	21.317	220	34.072	233	241	35	1:22.806	26.929	176	21.708	219	34.169	237	244
13	1:21.344	25.997	176	21.392	220	33.955	232	241	36	1:21.293	26.016	176	21.391	220	33.886	237	244
14	1:21.370	26.110	176	21.375	223	33.885	234	243	37	1:21.183	25.904	176	21.350	221	33.929	237	246
15	1:21.004	25.919	176	21.306	222	33.779	234	242	38	1:20.999	25.866	177	21.318	220	33.815	238	246
16	1:21.141	26.035	175	21.345	220	33.761	234	242	39	1:21.689	26.021	177	21.427	220	34.241	237	247
17	1:21.366	26.130	175	21.351	221	33.885	234	241	40	1:21.596	26.231	177	21.441	222	33.924	236	245
18	1:21.406	26.161	176	21.310	221	33.935	235	242	41	1:21.748	26.272	176	21.460	222	34.016	234	243
19	1:21.269	26.029	175	21.339	221	33.901	235	242	42	1:21.792	26.146	176	21.443	222	34.203	235	242
20	1:21.654	26.325	175	21.557	221	33.772	236	244	43	1:21.647	26.042	176	21.412	222	34.193	235	243
21	1:21.144	25.803	176	21.373	220	33.968	235	242	44	1:22.204	26.317	177	21.544	221	34.343	232	245
22	1:21.408	26.233	176	21.388	220	33.787	235	243									
23	1:27.927	25.860	176	21.380	220	40.687		242									



ADAC GT Masters



Lap analysis Race 2

Provisional

Lausitzring, Length: 3442 m

Air temperature: 23.1°C

Track temperature: 29.3°C

Weather condition: Dry



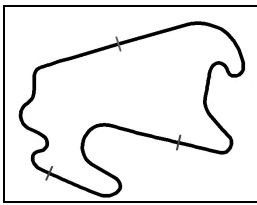
Reg. Nr.: 153/14

Sunday 25.5.2014 12:00

Lap	Time	SE1	SP1	SE2	SP2	SE3	SP3	TSP	Lap	Time	SE1	SP1	SE2	SP2	SE3	SP3	TSP
20 Max Sandritter, DEU/ Jens Klingmann, DEU									theoretical besttime: 1:21.470								
1	1:30.920	34.524	172	21.867	218	34.529	234	200	24	1:24.340	26.193	175	23.028	215	35.119	236	245
2	1:25.104	27.084	174	23.019	199	35.001	233	241	25	1:29.731	26.281	175	22.109	217	41.341		246
3	1:22.553	26.454	174	21.671	219	34.428	233	241	26	2:22.679	1:26.765	175	21.737	221	34.177	236	
4	1:22.818	26.666	175	21.908	218	34.244	235	241	27	1:22.244	26.186	176	21.725	221	34.333	236	246
5	1:22.467	26.575	175	21.715	218	34.177	237	243	28	1:22.993	26.179	177	21.721	221	35.093	237	246
6	1:21.965	26.385	176	21.565	221	34.015	236	243	29	1:23.638	27.697	176	21.666	221	34.275	237	245
7	1:22.426	26.241	176	21.687	219	34.498	236	243	30	1:23.150	26.423	176	21.981	217	34.746	237	246
8	1:21.978	26.193	176	21.553	219	34.232	235	243	31	1:23.085	26.308	176	22.025	219	34.752	237	247
9	1:22.020	26.081	176	21.634	219	34.305	237	243	32	1:23.792	27.775	176	21.596	221	34.421	240	246
10	1:23.304	27.357	174	21.641	220	34.306	235	243	33	1:23.516	26.869	175	22.058	218	34.589	238	248
11	1:22.126	26.126	175	21.664	220	34.336	237	243	34	1:22.948	26.252	177	21.899	219	34.797	238	248
12	1:21.722	26.013	176	21.593	220	34.116	236	242	35	1:23.639	26.862	176	22.009	219	34.768	237	248
13	1:21.735	26.066	176	21.601	221	34.068	236	242	36	1:23.083	26.341	176	21.813	221	34.929	240	245
14	1:21.603	25.998	177	21.530	221	34.075	236	243	37	1:23.222	26.415	176	21.890	220	34.917	238	248
15	1:21.968	26.101	176	21.688	219	34.179	235	244	38	1:23.100	26.372	177	21.772	221	34.956	237	246
16	1:21.996	26.307	176	21.583	221	34.106	234	243	39	1:23.209	27.255	177	21.716	222	34.238	237	244
17	1:21.939	26.162	175	21.587	220	34.190	236	243	40	1:22.330	25.925	177	21.794	220	34.611	237	243
18	1:21.938	26.079	175	21.626	219	34.233	236	244	41	1:22.874	26.301	177	21.892	223	34.681	238	245
19	1:21.840	25.944	176	21.617	220	34.279	235	244	42	1:23.414	26.690	177	21.834	221	34.890	236	247
20	1:21.977	26.018	175	21.627	219	34.332	236	243	43	1:23.121	26.681	177	21.762	222	34.678	236	245
21	1:21.840	26.040	175	21.604	220	34.196	235	243	44	1:23.699	26.610	177	21.810	221	35.279	235	245
22	1:23.221	26.865	176	21.944	220	34.412	234	245									
23	1:22.269	26.079	176	21.665	220	34.525	237	244									

Lap	Time	SE1	SP1	SE2	SP2	SE3	SP3	TSP	Lap	Time	SE1	SP1	SE2	SP2	SE3	SP3	TSP
21 Luca Ludwig, DEU/ Alon Day, ISR									theoretical besttime: 1:21.341								
1	1:35.433	36.656	173	23.064	221	35.713	235	211	21	2:23.712	1:27.647	179	21.899	220	34.166	238	
2	1:24.403	27.836	178	22.155	221	34.412	237	244	22	1:22.365	26.616	178	21.749	221	34.000	238	247
3	1:22.921	26.417	178	21.796	222	34.708	239	247	23	1:22.103	26.548	178	21.655	221	33.900	239	248
4	1:22.758	27.208	178	21.512	222	34.038	239	248	24	1:22.159	26.335	178	21.765	220	34.059	238	248
5	1:22.018	26.332	178	21.676	222	34.010	239	248	25	1:21.899	26.180	179	21.703	221	34.016	237	247
6	1:22.892	27.336	175	21.630	223	33.926	238	249	26	1:21.788	26.159	178	21.626	222	34.003	239	247
7	1:22.504	26.407	177	21.925	221	34.172	238	247	27	1:42.823	26.241	178	41.577	198	35.005	237	248
8	1:21.782	26.195	177	21.483	223	34.104	238	247	28	1:22.175	26.294	178	21.724	221	34.157	238	246
9	1:21.679	26.220	178	21.595	223	33.864	239	248	29	1:22.086	26.147	178	21.673	221	34.266	237	248
10	1:22.435	26.575	175	21.849	220	34.011	239	249	30	1:21.676	26.090	178	21.568	221	34.018	239	247
11	1:22.068	26.298	178	21.791	222	33.979	238	249	31	1:22.334	26.349	177	21.708	221	34.277	239	248
12	1:21.926	26.270	178	21.611	223	34.045	238	248	32	1:22.076	26.152	178	21.797	221	34.127	239	248
13	1:22.269	26.488	178	21.607	223	34.174	238	247	33	1:29.521	26.145	178	21.907	220	41.469		249
14	1:22.026	26.271	178	21.775	222	33.980	239	248	34	1:40.152	43.246	166	22.555	220	34.351	239	
15	1:22.040	26.305	177	21.720	223	34.015	238	248	35	1:22.134	26.118	177	21.781	220	34.235	238	248
16	1:23.884	27.315	178	21.727	221	34.842	241	247	36	1:23.321	25.994	176	21.875	217	35.452	230	247
17	1:23.125	26.258	178	22.646	222	34.221	239	248	37	1:24.932	26.755	176	22.390	184	35.787	234	240
18	1:21.920	26.118	178	21.709	222	34.093	239	248	38	1:23.966	26.710	177	22.179	218	35.077	234	243
19	1:22.370	26.355	178	21.811	222	34.204	237	248	39	1:24.194	26.650	175	22.221	220	35.323	233	242
20	1:29.443	26.702	178	21.674	221	41.067		246	40	1:33.863	27.156	151	22.836	219	43.871		242

Lap	Time	SE1	SP1	SE2	SP2	SE3	SP3	TSP	Lap	Time	SE1	SP1	SE2	SP2	SE3	SP3	TSP
22 Nico Bastian, DEU/ Jaime Alguersuari, ESP									theoretical besttime: 1:21.301								
1	1:33.953	35.704	171	22.760	220	35.489	239		24	1:22.200	26.207	179	21.768	222	34.225	242	252
2	1:23.803	27.018	177	22.016	221	34.769	238	247	25	1:21.944	26.299	179	21.576	222	34.069	241	251
3	1:24.192	27.794	177	22.014	222	34.384	238	248	26	1:21.768	26.142	179	21.628	223	33.998	242	251
4	1:22.669	26.622	178	21.721	222	34.326	239	248	27	1:23.446	26.198	179	22.294	221	34.954	241	252
5	1:22.404	26.550	178	21.642	223	34.212	241	249	28	1:23.281	26.429	179	22.093	223	34.759	240	251
6	1:22.548	26.692	178	21.644	223	34.212	240	251	29	1:22.701	26.399	179	21.978	221	34.324	242	250
7	1:23.823	27.106	177	22.479	222	34.238	241	249	30	1:24.049	26.367	179	23.176	209	34.506	243	252
8	1:22.352	26.640	179	21.711	221	34.001	240	250	31	1:23.052	27.146	179	21.808	221	34.098	244	253
9	1:22.116	26.425	179	21.621	223	34.070	240	250	32	1:23.734	27.282	178	22.115	222	34.337	244	254
10	1:22.157	26.415	179	21.548	222	34.194	241	249	33	1:22.842	26.907	179	21.702	221	34.233	243	253
11	1:22.213	26.516	179	21.602	222	34.095	239	250	34	1:22.312	26.532	177	21.894	220	33.886	242	253
12	1:22.068	26.551	178	21.536	223	33.981	239	249	35	1:22.120	26.231	178	21.841	222	34.048	242	251
13	1:22.114	26.335	179	21.579	223	34.200	240	249	36	1:21.658	25.967	178	21.680	221	34.011	242	252



ADAC GT Masters



Lap analysis Race 2

Provisional

Lausitzring, Length: 3442 m

Air temperature: 23.1°C

Track temperature: 29.3°C

Weather condition: Dry



Reg. Nr.: 153/14

Sunday 25.5.2014 12:00

Lap	Time	SE1	SP1	SE2	SP2	SE3	SP3	TSP	Lap	Time	SE1	SP1	SE2	SP2	SE3	SP3	TSP
14	1:21.871	26.320	178	21.515	223	34.036	240	249	37	1:21.427	25.900	179	21.610	222	33.917	243	251
15	1:22.151	26.638	179	21.562	222	33.951	240	249	38	1:21.940	26.004	180	21.542	224	34.394	243	253
16	1:22.574	26.495	178	21.663	222	34.416	236	249	39	1:22.260	26.699	179	21.590	223	33.971	243	250
17	1:22.548	26.837	178	21.607	222	34.104	240	242	40	1:22.694	26.337	179	21.881	223	34.476	243	253
18	1:22.060	26.212	178	21.524	222	34.324	240	250	41	1:23.079	26.440	179	22.020	222	34.619	243	253
19	1:29.014	26.410	178	21.565	222	41.039		249	42	1:23.165	26.543	180	22.007	222	34.615	242	252
20	2:24.253	1:28.491	178	21.788	221	33.974	241		43	1:23.188	26.710	179	22.070	223	34.408	242	250
21	1:23.145	26.968	178	21.837	221	34.340	242	251	44	1:24.366	26.630	179	22.024	222	35.712	240	251
22	1:22.313	26.561	178	21.720	222	34.032	242	252									
23	1:22.196	26.601	178	21.651	222	33.944	243	252									

23 Jan Seyffarth, DEU/ Maro Engel, DEU

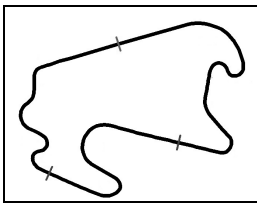
theoretical besttime: 1:21.566

1	1:30.534	33.733	174	22.296	219	34.505	237		24	1:29.648	26.349	176	22.187	221	41.112		250
2	1:24.395	27.183	174	22.393	219	34.819	238	246	25	2:24.378	1:28.457	177	21.564	221	34.357	238	
3	1:23.286	26.845	177	21.989	221	34.452	238	247	26	1:21.924	26.202	178	21.621	223	34.101	239	248
4	1:22.819	26.771	176	21.863	221	34.185	238	247	27	1:22.469	26.171	177	21.768	221	34.530	240	249
5	1:22.353	26.598	177	21.743	221	34.012	239	247	28	1:23.592	26.708	177	21.908	222	34.976	240	249
6	1:21.964	26.330	178	21.647	222	33.987	238	248	29	1:23.577	26.927	177	21.990	221	34.660	241	250
7	1:22.380	26.353	178	21.724	222	34.303	238	247	30	1:23.300	26.635	178	22.043	221	34.622	241	250
8	1:21.986	26.241	178	21.619	222	34.126	238	247	31	1:23.062	26.446	177	22.077	221	34.539	241	250
9	1:21.994	26.216	178	21.602	222	34.176	238	247	32	1:23.418	26.572	178	22.100	221	34.746	242	251
10	1:21.779	26.180	178	21.620	222	33.979	239	248	33	1:23.432	27.178	175	21.969	220	34.285	241	251
11	1:22.047	26.227	178	21.646	222	34.174	238	248	34	1:23.070	26.460	178	22.058	221	34.552	240	250
12	1:21.750	26.065	178	21.550	222	34.135	238	247	35	1:23.607	27.011	177	21.948	222	34.648	241	251
13	1:21.842	26.149	178	21.589	222	34.104	238	247	36	1:23.192	26.338	177	22.027	222	34.827	241	251
14	1:21.765	26.136	178	21.522	222	34.107	239	248	37	1:23.019	26.415	177	21.980	221	34.624	241	251
15	1:21.830	26.162	178	21.575	223	34.093	239	248	38	1:23.164	26.480	179	21.957	221	34.727	240	251
16	1:22.231	26.445	177	21.702	222	34.084	239	248	39	1:22.611	26.254	179	21.861	222	34.496	241	250
17	1:22.172	26.243	178	21.655	222	34.274	239	248	40	1:22.644	26.286	177	21.987	223	34.371	241	250
18	1:21.946	26.151	178	21.688	222	34.107	239	248	41	1:22.898	26.456	178	22.039	223	34.403	237	249
19	1:22.000	26.090	178	21.651	222	34.259	239	249	42	1:23.379	26.744	179	22.020	222	34.615	239	246
20	1:22.049	26.212	178	21.689	222	34.148	239	249	43	1:23.072	26.622	178	21.967	222	34.483	239	248
21	1:21.985	26.246	178	21.668	222	34.071	239	249	44	1:24.248	26.806	178	21.962	222	35.480	238	248
22	1:23.949	27.777	178	21.791	221	34.381	239	248									
23	1:22.168	26.117	178	21.783	222	34.268	241	249									

24 Albert von Thurn und Taxis, DEU/ Tomas Enge, CZE

theoretical besttime: 1:21.357

1	1:34.613	36.892	176	22.303	227	35.418	247	220	24	1:24.194	27.397	179	22.432		34.365	247	256
2	1:23.290	27.334	180	21.910	228	34.046	248	256	25	1:29.700	26.251	181	21.620	226	41.829		256
3	1:22.515	27.093	181	21.646	228	33.776	248	258	26	2:28.394	1:32.026	181	21.959	229	34.409	245	
4	1:22.382	26.984	181	21.545	229	33.853	245	257	27	1:24.713	27.117	180	22.809	226	34.787	247	255
5	1:22.014	26.605	181	21.574	229	33.835	246	254	28	1:23.318	26.752	182	21.972	229	34.594	246	255
6	1:21.796	26.401	182	21.546	230	33.849	245	255	29	1:22.779	26.575	183	21.914	227	34.290	247	255
7	1:22.116	26.509	182	21.587	230	34.020	244	254	30	1:23.534	26.627	182	22.393	227	34.514	247	256
8	1:21.984	26.370	182	21.619	228	33.995	246	253	31	1:23.278	26.963	181	21.934	228	34.381	247	256
9	1:21.746	26.371	182	21.480	230	33.895	247	255	32	1:23.834	27.413	181	22.150	227	34.271	247	256
10	1:22.282	26.783	181	21.548	230	33.951	246	258	33	1:23.155	26.608	183	22.085	227	34.462	247	256
11	1:22.054	26.165	182	22.009	228	33.880	245	254	34	1:23.789	26.682	181	22.636	228	34.471	248	256
12	1:21.606	26.221	182	21.481	229	33.904	245	254	35	1:23.344	27.011	182	21.921	227	34.412	248	257
13	1:21.877	26.315	182	21.476	228	34.086	246	254	36	1:22.949	26.671	183	21.867	229	34.411	247	257
14	1:21.590	26.178	181	21.576	228	33.836	246	255	37	1:22.934	26.573	182	22.043	226	34.318	247	256
15	1:21.613	26.199	182	21.622	228	33.792	247	255	38	1:23.155	26.832	180	21.975	228	34.348	248	256
16	1:22.350	26.145	183	21.787	229	34.418	246	256	39	1:23.080	26.641	182	21.916	228	34.523	247	256
17	1:22.105	26.446	182	21.518	229	34.141	246	255	40	1:22.865	26.516	183	21.917	228	34.432	246	254
18	1:21.621	26.161	182	21.569	228	33.891	247	256	41	1:22.558	26.612	183	21.686	230	34.260	246	254
19	1:21.861	26.429	183	21.564	229	33.868	248	258	42	1:22.748	26.469	183	21.803	229	34.476	246	254
20	1:22.269	26.249	182	21.673	229	34.347	248	258	43	1:24.848	27.388	178	21.986	229	35.474	244	254
21	1:21.615	26.105	183	21.631	229	33.879	249	257	44	1:23.803	27.216	181	21.944	229	34.643	245	252
22	1:22.929	27.109	181	21.767	227	34.053	247	258									
23	1:22.080	26.433	182	21.725	228	33.922	247	256									



ADAC GT Masters



Lap analysis Race 2

Provisional

Lausitzring, Length: 3442 m

Air temperature: 23.1°C

Track temperature: 29.3°C

Weather condition: Dry



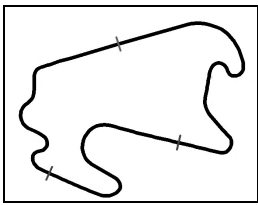
Reg. Nr.: 153/14

Sunday 25.5.2014 12:00

Lap	Time	SE1	SP1	SE2	SP2	SE3	SP3	TSP	Lap	Time	SE1	SP1	SE2	SP2	SE3	SP3	TSP
26 Maximilian Buhk, DEU/ Maximilian Götz, DEU									theoretical besttime: 1:21.655								
1	1:33.458	35.720	171	22.863	219	34.875	235		23	1:22.004	26.225	178	21.658	221	34.121	238	246
2	1:23.590	27.040	175	21.959	220	34.591	236	244	24	1:22.075	26.272	178	21.645	221	34.158	238	247
3	1:23.221	26.867	177	21.925	217	34.429	236	246	25	1:22.047	26.324	179	21.654	222	34.069	238	247
4	1:23.747	27.537	176	21.904	221	34.306	238	246	26	1:22.578	26.164	179	21.830	223	34.584	239	247
5	1:22.657	26.605	177	21.629	222	34.423	238	247	27	1:22.819	26.686	178	21.830	222	34.303	238	249
6	1:22.312	26.380	178	21.740	222	34.192	238	247	28	1:22.003	26.168	178	21.699	222	34.136	238	247
7	1:22.455	26.360	178	21.656	222	34.439	237	247	29	1:21.877	26.285	178	21.600	222	33.992	239	248
8	1:22.460	26.451	178	21.672	222	34.337	237	246	30	1:22.088	26.146	178	21.708	222	34.234	240	249
9	1:22.037	26.288	178	21.558	222	34.191	238	246	31	1:21.921	26.122	178	21.608	223	34.191	241	250
10	1:22.416	26.510	177	21.783	222	34.123	238	247	32	1:23.288	26.389	178	21.957	219	34.942	241	250
11	1:22.058	26.270	178	21.617	221	34.171	237	247	33	1:23.405	26.727	177	22.164	222	34.514	241	250
12	1:22.019	26.119	178	21.572	222	34.328	236	246	34	1:22.922	26.202	179	22.086	222	34.634	241	250
13	1:22.196	26.343	177	21.675	222	34.178	237	246	35	1:23.694	26.924	177	22.055	221	34.715	241	251
14	1:21.996	26.272	178	21.544	222	34.180	237	246	36	1:23.060	26.359	178	21.913	222	34.788	242	251
15	1:22.112	26.327	177	21.618	222	34.167	237	246	37	1:22.854	26.382	179	22.052	222	34.420	242	252
16	1:22.221	26.408	178	21.621	223	34.192	238	246	38	1:23.466	26.622	179	21.953	222	34.891	241	252
17	1:22.217	26.201	178	21.585	222	34.431	237	246	39	1:22.460	26.198	179	21.754	222	34.508	242	250
18	1:22.187	26.194	178	21.766	221	34.227	238	247	40	1:22.755	26.342	179	21.874	224	34.539	240	250
19	1:29.523	26.151	178	21.730	221	41.642		247	41	1:22.855	26.314	179	22.025	223	34.516	239	249
20	2:24.979	1:29.145	177	21.672	221	34.162	237		42	1:23.340	26.713	179	21.940	223	34.687	239	248
21	1:22.504	26.437	178	21.795	221	34.272	237	246	43	1:23.152	26.755	179	21.929	222	34.468	238	249
22	1:22.079	26.199	177	21.748	220	34.132	237	247									

Lap	Time	SE1	SP1	SE2	SP2	SE3	SP3	TSP	Lap	Time	SE1	SP1	SE2	SP2	SE3	SP3	TSP
27 Luca Stolz, DEU/ Heinz-Harald Frentzen, DEU									theoretical besttime: 1:21.557								
1	1:39.958	38.826	171	23.979	218	37.153	238	227	24	2:24.475	1:28.397	177	21.785	218	34.293	237	
2	1:35.703	27.215	175	22.202	219	46.286	234	247	25	1:22.758	26.508	176	21.823	221	34.427	239	246
3	1:24.808	27.321	174	22.661	214	34.826	235	243	26	1:24.322	27.843	177	21.973	221	34.506	239	248
4	1:23.637	27.268	175	21.761	218	34.608	234	244	27	1:22.664	26.552	178	21.752	222	34.360	239	248
5	1:24.489	27.173	176	22.669	208	34.647	237	243	28	1:22.703	26.588	177	21.915	221	34.200	240	249
6	1:23.036	26.628	177	21.899	216	34.509	235	245	29	1:22.991	26.709	178	22.067	221	34.215	239	249
7	1:23.639	26.716	176	21.639	220	35.284	237	244	30	1:22.436	26.363	178	21.767	220	34.306	240	249
8	1:23.730	26.717	177	22.352	221	34.661	238	246	31	1:22.372	26.494	177	21.782	221	34.096	240	249
9	1:23.033	26.812	177	21.760	221	34.461	237	247	32	1:22.089	26.301	178	21.735	220	34.053	240	249
10	1:22.583	26.600	177	21.868	220	34.115	238	246	33	1:22.147	26.290	178	21.719	221	34.138	240	249
11	1:23.233	26.453	177	22.057	218	34.723	236	247	34	1:22.844	26.639	177	21.809	220	34.396	240	250
12	1:22.712	26.461	177	21.641	220	34.610	236	245	35	1:22.273	26.332	178	21.709	221	34.232	240	250
13	1:23.240	26.719	177	21.951	221	34.570	238	245	36	1:22.121	26.266	178	21.734	220	34.121	240	250
14	1:22.315	26.573	176	21.678	221	34.064	238	247	37	1:22.008	26.165	178	21.714	221	34.129	240	250
15	1:22.341	26.594	178	21.606	222	34.141	239	247	38	1:22.468	26.418	176	21.867	218	34.183	240	249
16	1:22.511	26.661	175	21.614	221	34.236	238	247	39	1:21.849	26.100	179	21.733	222	34.016	240	249
17	1:22.855	27.011	176	21.712	221	34.132	239	247	40	1:21.805	26.195	177	21.658	223	33.952	239	248
18	1:22.700	26.583	177	21.884	220	34.233	238	248	41	1:21.918	25.999	179	21.656	223	34.263	238	248
19	1:22.628	26.683	177	21.742	221	34.203	238	248	42	1:22.795	26.489	178	21.906	222	34.400	238	248
20	1:22.055	26.206	178	21.722	221	34.127	239	248	43	1:22.619	26.269	179	21.885	222	34.465	238	247
21	1:22.712	26.334	178	21.733	220	34.645	239	249	44	1:23.518	26.331	179	21.948	222	35.239	238	247
22	1:22.360	26.355	179	21.899	220	34.106	238	249									
23	1:29.343	26.392	177	21.872	219	41.079		247									

Lap	Time	SE1	SP1	SE2	SP2	SE3	SP3	TSP	Lap	Time	SE1	SP1	SE2	SP2	SE3	SP3	TSP
100 Florian Stoll, DEU/ Daniel Dobitsch, AUT									theoretical besttime: 1:21.506								
1	1:36.639	37.938	168	22.774	215	35.927	228		24	1:21.825	26.191	176	21.517	216	34.117	234	243
2	1:25.594	28.358	170	22.041	218	35.195	231	234	25	1:23.799	26.325	175	22.173	218	35.301	235	242
3	1:24.300	27.092	173	21.930	217	35.278	231	239	26	1:23.277	26.588	175	21.726	219	34.963	235	244
4	1:24.177	27.444	174	21.938	217	34.795	232	240	27	1:23.497	26.656	175	22.119	219	34.722	233	244
5	1:23.042	26.512	173	21.604	217	34.926	232	239	28	1:22.773	26.543	175	21.693	219	34.537	234	241
6	1:23.998	26.377	174	22.894	216	34.727	232	240	29	1:22.515	26.438	176	21.699	219	34.378	235	243
7	1:23.477	26.587	174	21.669	217	35.221	231	239	30	1:22.088	26.174	176	21.671	217	34.243	235	244
8	1:22.577	26.426	174	21.599	217	34.552	232	240	31	1:25.145	28.554	172	22.219	216	34.372	235	243
9	1:22.572	26.512	174	21.707	217	34.353	232	241	32	1:22.239	26.340	175	21.555	217	34.344	236	244
10	1:22.544	26.391	174	21.633	217	34.520	233	240	33	1:21.846	26.127	176	21.499	218	34.220	236	244
11	1:23.145	26.384	174	21.938	215	34.823	231	241	34	1:23.397	27.187	175	21.688	217	34.522	235	245



ADAC GT Masters

Lap analysis Race 2

Provisional



Lausitzring, Length: 3442 m

Air temperature: 23.1°C

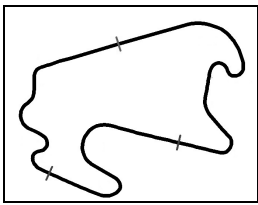
Track temperature: 29.3°C

Weather condition: Dry

DMSB Reg. Nr.: 153/14
Deutscher Motor Sport Bund e.V.

Sunday 25.5.2014 12:00

Lap	Time	SE1	SP1	SE2	SP2	SE3	SP3	TSP	Lap	Time	SE1	SP1	SE2	SP2	SE3	SP3	TSP
12	1:22.374	26.337	174	21.565	217	34.472	231	240	35	1:21.883	26.261	175	21.495	218	34.127	235	244
13	1:22.512	26.221	174	21.958	216	34.333	231	240	36	1:21.902	26.179	175	21.593	217	34.130	235	244
14	1:22.369	26.423	173	21.552	218	34.394	231	240	37	1:22.109	26.159	176	21.624	218	34.326	235	244
15	1:23.078	26.405	174	21.793	217	34.880	231	240	38	1:21.849	26.076	176	21.620	218	34.153	235	244
16	1:22.497	26.298	174	21.693	217	34.506	232	239	39	1:21.731	26.076	175	21.499	220	34.156	235	244
17	1:22.432	26.383	174	21.776	218	34.273	232	240	40	1:21.981	26.062	177	21.585	219	34.334	235	243
18	1:28.167	26.243	174	21.634	217	40.290		240	41	1:21.515	25.963	176	21.476	220	34.076	235	243
19	2:25.033	1:28.961	173	21.623	216	34.449	232		42	1:22.010	26.153	177	21.585	220	34.272	235	243
20	1:22.411	26.621	174	21.723	216	34.067	233	240	43	1:23.465	26.198	176	21.753	219	35.514	231	243
21	1:22.205	26.370	174	21.574	216	34.261	232	241	44	1:24.408	27.453	176	22.027	218	34.928	234	240
22	1:22.236	26.531	174	21.558	216	34.147	233	241									
23	1:22.081	26.274	176	21.561	217	34.246	234	241									



ADAC GT Masters

Vmax list Race 2

Provisional



Lausitzring, Length: 3442 m

Air temperature: 23.1°C

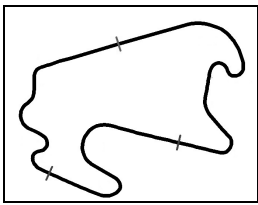
Track temperature: 29.3°C

Weather condition: Dry

DMSB Reg. Nr.: 153/14
Deutscher Motor Sport Bund e.V.

Sunday 25.5.2014 12:00

Nr	Team, Car, Driver, Nat	Top speed
24	Reiter Engineering, Chevrolet Camaro GT von Thurn und Taxis Albert , DEU Enge Tomas , CZE	258,07 km/h
2	Callaway Competition, Corvette Z06.R GT3 Assenheimer Patrick , DEU Alessi Diego , ITA	256,53 km/h
1	Callaway Competition, Corvette Z06.R GT3 Keilwitz Daniel , DEU Gavin Oliver , GBR	256,10 km/h
22	ROWE Racing, Mercedes-Benz SLS AMG GT3 Bastian Nico , DEU Alguersuari Jaime , ESP	253,50 km/h
18	Callaway Competition, Corvette Z06.R GT3 Seiler Toni , CHE Bleekemolen Jeroen , NLD	252,67 km/h
17	Callaway Competition, Corvette Z06.R GT3 Lips Remo , CHE Marioneck Lennart , DEU	252,67 km/h
26	H.T.P. Motorsport, Mercedes-Benz SLS AMG GT3 Buhk Maximilian , DEU Götz Maximilian , DEU	251,84 km/h
23	ROWE Racing, Mercedes-Benz SLS AMG GT3 Seyffarth Jan , DEU Engel Maro , DEU	251,19 km/h
27	H.T.P. Motorsport, Mercedes-Benz SLS AMG GT3 Stolz Luca , DEU Frentzen Heinz-Harald , DEU	249,85 km/h
5	Farnbacher Racing, Porsche 911 GT3 R Farnbacher Mario , DEU Morcom Nathan , AUS	249,10 km/h
21	BKK Mobil Oil Zakspeed, Mercedes-Benz SLS AMG GT3 Ludwig Luca , DEU Day Alon , ISR	248,58 km/h
20	PIXUM Team Schubert, BMW Z4 GT3 Sandritter Max , DEU Klingmann Jens , DEU	248,23 km/h
6	Farnbacher Racing, Porsche 911 GT3 R Frommenwiler Philipp , CHE Asch Sebastian , DEU	247,60 km/h
4	GW IT Racing Team Schütz Motorsport, Porsche 911 GT3 R Wossos Antonios , GRC Nathan Wolf , NLD	247,43 km/h



ADAC GT Masters

Vmax list Race 2

Provisional



Lausitzring, Length: 3442 m

Air temperature: 23.1°C

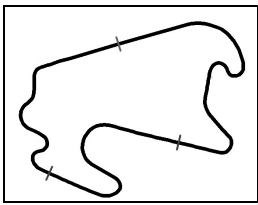
Track temperature: 29.3°C

Weather condition: Dry

DMSB Reg. Nr.: 153/14
Deutscher Motor Sport Bund e.V.

Sunday 25.5.2014 12:00

Nr	Team, Car, Driver, Nat	Top speed
7	TONINO Team Herberth, Porsche 911 GT3 R Handlos Herbert , AUT Renauer Alfred , DEU	247,32 km/h
19	PIXUM Team Schubert, BMW Z4 GT3 Hürtgen Claudia , DEU Baumann Dominik , AUT	246,75 km/h
11	Prosperia C. Abt Racing, Audi R8 LMS ultra Hamprecht Fabian , DEU Thiim Nicki , DNK	246,52 km/h
3	GW IT Racing Team Schütz Motorsport, Porsche 911 GT3 R Ragginger Martin , AUT van Lagen Jaap , NLD	246,13 km/h
12	Prosperia C. Abt Racing, Audi R8 LMS ultra Winkelhock Markus , DEU Ogier Sebastien , FRA	245,06 km/h
10	Prosperia C. Abt Racing, Audi R8 LMS ultra van der Linde Kelvin , ZAF Rast Rene , DEU	244,78 km/h
100	kfzteile24 APR Motorsport, Audi R8 LMS ultra Stoll Florian , DEU Dobitsch Daniel , AUT	244,67 km/h
14	MRS GT-Racing, McLaren MP4-12C GT3 Spengler Florian , DEU Asmer Marko , EST	244,39 km/h
16	YACO Racing, Audi R8 LMS ultra Frey Rahel , CHE Geipel Philip , DEU	244,34 km/h
8	TONINO Team Herberth, Porsche 911 GT3 R Renauer Robert , DEU Siedler Norbert , AUT	km/h



ADAC GT Masters

Pit stops Race 2

Provisional



Lausitzring, Length: 3442 m

Air temperature: 23.1°C

Track temperature: 29.3°C

Weather condition: Dry

DMSB Reg. Nr.: 153/14
Deutscher Motor Sport Bund e.V.

Sunday 25.5.2014 12:00

Nr	Driver in	Day time in	Time in	Driver out	Day time out	Time out	Nett Time
14	Marko Asmer	12:02:11	1:42.871	Marko Asmer	12:03:38	3:09.908	1:27.037
2	Diego Alessi	12:17:16	16:47.524	Diego Alessi	12:17:42	17:13.718	26.194
100	Daniel Dobitsch	12:25:37	25:08.935	Daniel Dobitsch	12:26:49	26:20.924	1:11.989
1	Oliver Gavin	12:25:58	25:29.826	Oliver Gavin	12:27:10	26:41.216	1:11.390
26	Maximilian Götz	12:26:47	26:18.411	Maximilian Buhk	12:28:00	27:31.396	1:12.985
22	Jaime Alguersuari	12:26:49	26:20.160	Nico Bastian	12:28:01	27:32.381	1:12.221
12	Sebastien Ogier	12:26:58	26:29.487	Markus Winkelhock	12:28:16	27:47.197	1:17.710
5	Nathan Morcom	12:27:00	26:31.373	Mario Farnbacher	12:28:11	27:42.122	1:10.749
3	Jaap van Lagen	12:27:57	27:28.854	Jaap van Lagen	12:29:09	28:40.339	1:11.485
21	Alon Day	12:28:12	27:43.401	Luca Ludwig	12:29:23	28:54.816	1:11.415
16	Philip Geipel	12:29:54	29:25.214	Philip Geipel	12:31:04	30:35.170	1:09.956
4	Wolf Nathan	12:30:39	30:10.443	Antonios Wossos	12:32:25	31:56.229	1:45.786
11	Nicki Thiim	12:30:55	30:26.816	Fabian Hamprecht	12:32:10	31:41.749	1:14.933
17	Lennart Marioneck	12:31:00	30:31.616	Remo Lips	12:32:12	31:43.538	1:11.922
14	Marko Asmer	12:31:28	30:59.543	Florian Spengler	12:32:42	32:13.236	1:13.693
19	Dominik Baumann	12:31:48	31:19.663	Claudia Hürtgen	12:32:59	32:30.278	1:10.615
10	Rene Rast	12:31:56	31:27.808	Kelvin van der Linde	12:33:07	32:38.150	1:10.342
27	Heinz-Harald Frentzen	12:32:47	32:19.057	Heinz-Harald Frentzen	12:34:00	33:31.162	1:12.105
6	Sebastian Asch	12:33:31	33:02.818	Sebastian Asch	12:34:43	34:14.481	1:11.663
23	Maro Engel	12:33:33	33:04.423	Jan Seyffarth	12:34:45	34:16.532	1:12.109
7	Alfred Renauer	12:33:49	33:20.584	Alfred Renauer	12:35:02	34:33.545	1:12.961
2	Diego Alessi	12:34:07	33:38.492	Diego Alessi	12:35:19	34:50.179	1:11.687
18	Jeroen Bleekemolen	12:34:48	34:19.858	Toni Seiler	12:36:01	35:32.922	1:13.064
24	Tomas Enge	12:34:56	34:27.202	Tomas Enge	12:36:11	35:42.386	1:15.184
20	Jens Klingmann	12:34:58	34:29.301	Max Sandritter	12:36:08	35:39.808	1:10.507
16	Philip Geipel	12:35:13	34:44.322	Philip Geipel	12:35:44	35:15.112	30.790
21	Luca Ludwig	12:47:29	47:00.154	Luca Ludwig	12:47:55	47:26.376	26.222
11	Fabian Hamprecht	12:52:41	52:12.865				
21	Luca Ludwig	12:57:41	57:12.610				
17	Remo Lips	13:03:31	1:03:02.665				
16	Rahel Frey	13:03:49	1:03:20.204				
19	Claudia Hürtgen	13:03:52	1:03:23.540				
10	Kelvin van der Linde	13:03:59	1:03:30.836				
4	Antonios Wossos	13:04:03	1:03:34.839				
3	Martin Ragginger	13:04:21	1:03:52.814				
6	Philipp Frommenwiler	13:04:26	1:03:57.353				
23	Jan Seyffarth	13:04:27	1:03:58.654				
22	Nico Bastian	13:04:28	1:03:59.659				
20	Max Sandritter	13:04:30	1:04:01.173				
12	Markus Winkelhock	13:04:31	1:04:02.612				
24	Albert von Thurn und Taxis	13:04:33	1:04:04.688				
100	Daniel Dobitsch	13:04:34	1:04:05.970				
14	Florian Spengler	13:04:37	1:04:08.147				
1	Daniel Keilwitz	13:04:38	1:04:10.018				



ADAC GT Masters

Pit stops Race 2

Provisional



Lausitzring, Length: 3442 m

Air temperature: 23.1°C

Track temperature: 29.3°C

Weather condition: Dry

DMSB Reg. Nr.: 153/14
Deutscher Motor Sport Bund e.V.

Sunday 25.5.2014 12:00

Nr	Driver in	Day time in	Time in	Driver out	Day time out	Time out	Nett Time
2	Patrick Assenheimer	13:04:41	1:04:12.783				
27	Luca Stolz	13:04:48	1:04:19.467				
7	Herbert Handlos	13:04:50	1:04:21.621				