

# ADAC GT Masters

## Results Warm Up

Provisional



Lausitzring, Length: 3442 m

Air temperature: 21.8°C

Track temperature: 26.8°C

Weather condition: Dry

**DMSB** Reg. Nr.: 153/14  
Deutscher Motor Sport Bund e.V.

Sunday 25.5.2014 09:00

started : 23      classified : 23      not classified : 0

	Drivers	Team	Car	Lap	Best Time	Gap	Diff	Kph	Day Time
1	5 M.Farnbacher/N.Morcom	Farnbacher Racing	Porsche 911 GT3 R	10	<b>1:20.982</b>			153,0	9:15:22
2	21 L.Ludwig/A.Day	BKK Mobil Oil Zakspeed	Mercedes-Benz SLS AMG GT3	8	<b>1:21.314</b>	0.332	0.332	152,4	9:11:33
3	1 D.Keilwitz/O.Gavin	Callaway Competition	Corvette Z06.R GT3	8	<b>1:21.415</b>	0.433	0.101	152,2	9:13:55
4	3 M.Ragginger/J.van Lagen	GW IT Racing Team Schütz Motors	Porsche 911 GT3 R	9	<b>1:21.510</b>	0.528	0.095	152,0	9:13:42
5	19 C.Hürtgen/D.Baumann	PIXUM Team Schubert	BMW Z4 GT3	10	<b>1:21.522</b>	0.540	0.012	152,0	9:15:14
6	12 M.Winkelhock/S.Ogjier	Prosperia C. Abt Racing	Audi R8 LMS ultra	9	<b>1:21.538</b>	0.556	0.016	152,0	9:15:08
7	10 K.van der Linde/R.Rast	Prosperia C. Abt Racing	Audi R8 LMS ultra	10	<b>1:21.725</b>	0.743	0.187	151,6	9:15:41
8	6 P.Frommenwiler/S.Asch	Farnbacher Racing	Porsche 911 GT3 R	10	<b>1:21.730</b>	0.748	0.005	151,6	9:15:56
9	20 M.Sandritter/J.Klingmann	PIXUM Team Schubert	BMW Z4 GT3	6	<b>1:21.747</b>	0.765	0.017	151,6	9:08:33
10	16 R.Frey/P.Geipel	YACO Racing	Audi R8 LMS ultra	6	<b>1:21.814</b>	0.832	0.067	151,5	9:10:36
11	7 H.Handlos(*G*)/A.Renauer	TONINO Team Herberth	Porsche 911 GT3 R	10	<b>1:21.871</b>	0.889	0.057	151,4	9:16:01
12	24 A.von Thum und Taxis/T.Engel	Reiter Engineering	Chevrolet Camaro GT	9	<b>1:21.925</b>	0.943	0.054	151,3	9:14:30
13	22 N.Bastian/J.Alguersuari	ROWE Racing	Mercedes-Benz SLS AMG GT3	9	<b>1:22.046</b>	1.064	0.121	151,0	9:14:59
14	14 F.Spengler/M.Asmer	MRS GT-Racing	McLaren MP4-12C GT3	6	<b>1:22.053</b>	1.071	0.007	151,0	9:08:48
15	23 J.Seyffarth/M.Engel	ROWE Racing	Mercedes-Benz SLS AMG GT3	9	<b>1:22.203</b>	1.221	0.150	150,7	9:14:03
16	26 M.Buhk/M.Götz	H.T.P. Motorsport	Mercedes-Benz SLS AMG GT3	10	<b>1:22.255</b>	1.273	0.052	150,6	9:16:08
17	11 F.Hamprecht/N.Thiim	Prosperia C. Abt Racing	Audi R8 LMS ultra	9	<b>1:22.325</b>	1.343	0.070	150,5	9:13:54
18	100 F.Stoll/D.Dobitsch	kfzteile24 APR Motorsport	Audi R8 LMS ultra	7	<b>1:22.343</b>	1.361	0.018	150,5	9:10:20
19	17 R.Lips(*G*)/L.Marionec	Callaway Competition	Corvette Z06.R GT3	10	<b>1:22.459</b>	1.477	0.116	150,3	9:14:56
20	2 P.Assenheimer/D.Alessi	Callaway Competition	Corvette Z06.R GT3	9	<b>1:22.704</b>	1.722	0.245	149,8	9:15:30
21	27 L.Stolz/H.Frentzen	H.T.P. Motorsport	Mercedes-Benz SLS AMG GT3	6	<b>1:22.714</b>	1.732	0.010	149,8	9:09:11
22	18 T.Seiler(*G*)/J.Bleekemolen	Callaway Competition	Corvette Z06.R GT3	9	<b>1:23.210</b>	2.228	0.496	148,9	9:14:15
23	4 A.Wossos(*G*)/W.Nathan(*G*)	GW IT Racing Team Schütz Motors	Porsche 911 GT3 R	9	<b>1:24.171</b>	3.189	0.961	147,2	9:13:50

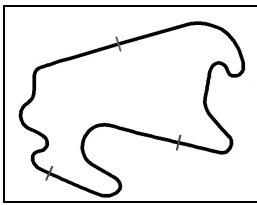
(\*G\*) marks the gentlemen driver

**Subject to final scrutineering!**

Publications Time:

Clerk of the course:

Time Keeping:



# ADAC GT Masters

## Lap analysis Warm Up

Provisional



Lausitzring, Length: 3442 m

Air temperature: 21.8°C

Track temperature: 26.7°C

Weather condition: Dry

**DMSB** Reg. Nr.: 153/14  
Deutscher Motor Sport Bund e.V.

Sunday 25.5.2014 09:00

Lap	Time	SE1	SP1	SE2	SP2	SE3	SP3	TSP	Lap	Time	SE1	SP1	SE2	SP2	SE3	SP3	TSP
<b>1</b>	Daniel Keilwitz, DEU/ Oliver Gavin, GBR								<b>theoretical besttime: 1:21.375</b>								
1	2:14.405	1:06.531	157	28.261	154	39.613	229		6	3:13.974	2:18.480	182	21.535	226	33.959	240	
2	1:29.785	29.982	169	24.290	210	35.513	245	176	7	1:21.589	26.133	177	21.597	<b>228</b>	<b>33.859</b>	241	
3	1:22.228	26.425	181	21.654	226	34.149	246	251	<b>8</b>	<b>1:21.415</b>	<b>26.109</b>	183	<b>21.407</b>	228	33.899	241	254
4	1:21.691	26.276	183	21.483	227	33.932	<b>247</b>	252	9	1:30.064	26.120	<b>183</b>	21.471	228	42.473		254
5	1:30.163	26.673	182	21.647	228	41.843		<b>257</b>									

<b>2</b>	Patrick Assenheimer, DEU/ Diego Alessi, ITA								<b>theoretical besttime: 1:22.620</b>								
1	2:30.512	1:20.539	140	28.590	156	41.383	218		6	1:23.291	<b>26.588</b>	181	21.781	<b>225</b>	34.922	242	252
2	1:49.734	31.690	161	26.607	163	51.437		221	7	1:23.486	27.146	181	21.745	223	34.595	243	252
3	2:48.144	1:47.270	170	24.038	205	36.836	240		8	1:22.842	26.683	181	21.666	224	34.493	<b>243</b>	<b>254</b>
4	1:24.164	27.622	179	21.826	223	34.716	241	249	<b>9</b>	<b>1:22.704</b>	26.672	<b>182</b>	<b>21.589</b>	222	<b>34.443</b>	243	253
5	1:25.525	27.727	181	22.102	220	35.696	243	251	10	1:33.437	27.464	179	22.165	215	43.808		252

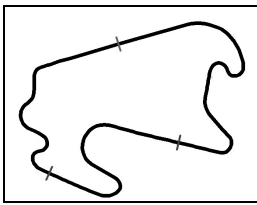
<b>3</b>	Martin Ragginger, AUT/ Jaap van Lagen, NLD								<b>theoretical besttime: 1:21.447</b>								
1	2:44.858	1:45.090	166	24.054	212	35.714	234		7	1:22.214	26.572	177	21.537	220	34.105	237	245
2	1:23.293	26.950	175	21.839	218	34.504	236	242	8	1:21.693	26.242	177	<b>21.441</b>	221	34.010	<b>238</b>	245
3	1:22.255	26.535	176	21.624	221	34.096	237	244	<b>9</b>	<b>1:21.510</b>	<b>26.101</b>	<b>177</b>	21.504	220	<b>33.905</b>	237	<b>246</b>
4	1:22.182	26.435	176	21.505	221	34.242	236	245	10	1:21.554	26.124	177	21.514	<b>221</b>	33.916	236	246
5	1:21.980	26.334	177	21.476	220	34.170	237	245	11	1:35.958	27.320	175	22.281	218	46.357		245
6	1:22.238	26.496	176	21.583	219	34.159	237	245									

<b>4</b>	Antonios Wossos, GRC/ Wolf Nathan, NLD								<b>theoretical besttime: 1:23.855</b>								
1	2:23.536	1:15.970	124	27.671	158	39.895	210		7	1:25.700	28.597	174	22.150	217	34.953	235	243
2	1:28.401	28.701	163	23.661	209	36.039	227	217	8	1:24.505	27.390	175	<b>22.144</b>	<b>218</b>	34.971	<b>236</b>	243
3	1:26.245	27.749	175	23.001	216	35.495	234	232	<b>9</b>	<b>1:24.171</b>	<b>27.056</b>	175	22.354	217	34.761	235	<b>244</b>
4	1:25.483	27.566	<b>176</b>	22.701	216	35.216	236	243	10	1:25.135	27.837	174	22.643	218	<b>34.655</b>	236	244
5	1:24.655	27.104	175	22.249	217	35.302	235	244	11	1:34.704	28.460	174	23.042	217	43.202		243
6	1:27.911	29.895	172	23.098	215	34.918	234	243									

<b>5</b>	Mario Farnbacher, DEU/ Nathan Morcom, AUS								<b>theoretical besttime: 1:20.982</b>								
1	1:49.903	47.145	170	23.885	204	38.873	235		7	1:21.695	26.090	177	21.631	218	33.974	236	244
2	1:25.164	27.539	175	22.399	217	35.226	236	243	8	1:22.149	26.155	177	21.475	220	34.519	<b>241</b>	243
3	1:23.679	27.013	176	22.031	219	34.635	237	244	9	1:22.039	26.645	177	21.312	220	34.082	237	<b>248</b>
4	1:23.230	26.803	177	21.830	219	34.597	237	245	<b>10</b>	<b>1:20.982</b>	<b>25.938</b>	177	<b>21.207</b>	<b>220</b>	<b>33.837</b>	236	245
5	1:31.087	26.631	<b>178</b>	21.961	219	42.495		245	11	1:29.580	26.074	177	21.679	220	41.827		244
6	2:21.969	1:25.716	175	21.877	219	34.376	235										

<b>6</b>	Philipp Frommenwiler, CHE/ Sebastian Asch, DEU								<b>theoretical besttime: 1:21.728</b>								
1	1:45.610	43.265	170	24.558	214	37.787	233		7	1:33.505	26.516	176	22.788	<b>221</b>	44.201		<b>245</b>
2	1:25.240	27.801	174	22.534	211	34.905	236	242	8	2:55.334	1:56.333	176	21.785	220	37.216	236	
3	1:23.225	26.626	176	21.919	217	34.680	236	244	9	1:22.587	26.619	176	21.696	221	34.272	236	245
4	1:23.453	27.274	175	21.965	218	34.214	235	244	<b>10</b>	<b>1:21.730</b>	<b>26.118</b>	<b>177</b>	21.423	220	<b>34.189</b>	236	244
5	1:23.553	27.235	175	21.922	218	34.396	235	244	11	1:33.349	28.181	167	22.573	220	42.595		243
6	1:22.047	26.434	175	<b>21.421</b>	220	34.192	<b>237</b>	244									

<b>7</b>	Herbert Handlos, AUT/ Alfred Renauer, DEU								<b>theoretical besttime: 1:21.871</b>								
1	1:58.315	52.001	156	25.533	197	40.781	228		7	1:22.543	26.601	175	21.505	219	34.437	234	240
2	1:26.598	28.074	175	22.887	215	35.637	233	238	8	1:27.366	28.466	175	21.880	218	37.020	<b>235</b>	243
3	1:24.496	27.158	176	22.334	216	35.004	235	240	9	1:22.267	26.427	175	21.543	<b>219</b>	34.297	233	243
4	1:23.805	26.791	<b>177</b>	22.336	218	34.678	235	241	<b>10</b>	<b>1:21.871</b>	<b>26.287</b>	177	<b>21.409</b>	219	<b>34.175</b>	234	<b>243</b>
5	1:38.489	29.485	174	23.191	193	45.813		243	11	1:33.749	28.266	174	22.357	218	43.126		242
6	2:35.989	1:38.885	175	22.389	218	34.715	234										



# ADAC GT Masters

## Lap analysis Warm Up

Provisional



Lausitzring, Length: 3442 m

Air temperature: 21.8°C

Track temperature: 26.7°C

Weather condition: Dry

**DMSB** Reg. Nr.: 153/14  
Deutscher Motor Sport Bund e.V.

Sunday 25.5.2014 09:00

Lap	Time	SE1	SP1	SE2	SP2	SE3	SP3	TSP	Lap	Time	SE1	SP1	SE2	SP2	SE3	SP3	TSP
<b>10</b>	Kelvin van der Linde, ZAF/ Rene Rast, DEU								<b>theoretical besttime: 1:21.366</b>								
1	1:56.891	41.597	168	30.594	110	44.700	230		7	1:23.264	26.916	175	21.818	216	34.530	<b>235</b>	242
2	1:24.678	27.636	174	21.960	216	35.082	233	238	8	1:28.592	27.380	119	25.904	217	35.308	234	243
3	1:33.001	26.970	175	23.415	208	42.616		241	9	1:22.078	25.840	<b>177</b>	21.718	<b>218</b>	34.520	234	<b>243</b>
4	2:27.596	1:31.148	173	22.064	216	34.384	232		<b>10</b>	<b>1:21.725</b>	<b>25.721</b>	176	21.909	218	<b>34.095</b>	234	242
5	1:21.999	26.262	175	<b>21.550</b>	217	34.187	234	241	11	1:29.725	26.353	176	21.479	218	41.893		242
6	1:21.821	26.124	175	21.587	218	34.110	<b>235</b>	242									

<b>11</b>	Fabian Hamprecht, DEU/ Nicki Thiim, DNK								<b>theoretical besttime: 1:21.717</b>								
1	1:40.933	40.786	163	24.345	198	35.802	228		7	1:22.700	26.778	175	21.495	217	34.427	231	239
2	1:23.569	27.251	170	21.887	213	34.431	231	237	8	1:24.849	26.256	<b>175</b>	23.822	205	34.771	<b>234</b>	240
3	1:22.615	26.399	173	21.620	216	34.596	231	239	<b>9</b>	<b>1:22.325</b>	26.333	175	21.677	217	<b>34.315</b>	233	<b>243</b>
4	1:28.176	<b>26.010</b>	174	<b>21.392</b>	216	40.774		239	10	1:22.491	26.450	174	21.625	<b>218</b>	34.416	233	242
5	2:25.912	1:27.282	172	22.687	194	35.943	230		11	1:31.272	26.832	174	21.828	217	42.612		242
6	1:22.848	26.821	174	21.493	217	34.534	231	238									

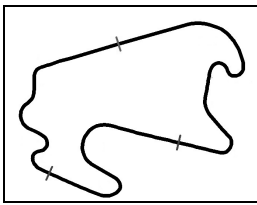
<b>12</b>	Markus Winkelhock, DEU/ Sebastien Ogier, FRA								<b>theoretical besttime: 1:21.538</b>								
1	2:00.004	42.870	162	24.487	209	52.647	231		6	2:10.958	1:06.767	173	22.081	217	42.110		
2	1:27.044	27.624	173	22.343	215	37.077	233	241	7	2:27.904	1:30.533	173	21.962	218	35.409	234	
3	1:23.145	26.573	173	21.929	218	34.643	<b>235</b>	242	8	1:21.774	26.141	175	21.642	218	33.991	234	242
4	1:25.063	26.741	173	21.886	219	36.436	234	<b>244</b>	<b>9</b>	<b>1:21.538</b>	<b>26.140</b>	<b>175</b>	<b>21.412</b>	<b>219</b>	<b>33.986</b>	233	243
5	1:30.815	26.545	173	21.550	218	42.720	243		10	1:32.320	26.740	175	21.719	218	43.861		242

<b>14</b>	Florian Spengler, DEU/ Marko Asmer, EST								<b>theoretical besttime: 1:21.966</b>								
1	1:51.426	45.209	165	24.719	166	41.498	233		7	1:30.962	26.197	177	21.570	219	43.195		244
2	1:25.783	27.596	174	22.420	213	35.767	235	241	8	2:19.691	1:21.793	176	22.865	201	35.033	236	
3	1:23.401	26.719	175	21.946	215	34.736	235	244	9	1:24.013	27.688	175	21.697	219	34.628	<b>236</b>	<b>246</b>
4	1:22.966	26.499	177	21.890	218	34.577	236	244	10	1:22.383	26.612	176	<b>21.560</b>	219	<b>34.211</b>	236	244
5	1:22.478	26.308	177	21.637	<b>219</b>	34.533	235	244	11	1:24.021	26.773	177	21.838	219	35.410	233	244
6	<b>1:22.053</b>	<b>26.195</b>	<b>177</b>	21.575	217	34.283	236	243									

<b>16</b>	Rahel Frey, CHE/ Philip Geipel, DEU								<b>theoretical besttime: 1:21.694</b>								
1	2:11.486	58.263	91	31.850	133	41.373	188		7	1:24.999	28.228	171	22.266	215	34.505	232	241
2	1:41.940	33.106	113	24.844	208	43.990		194	8	1:22.006	<b>26.129</b>	176	21.482	217	34.395	<b>233</b>	239
3	2:33.161	1:30.716	121	26.475	209	35.970	230		9	1:23.199	27.452	176	21.610	216	<b>34.137</b>	232	<b>243</b>
4	1:22.902	26.722	175	21.714	217	34.466	232	239	10	1:22.413	26.418	<b>176</b>	21.648	217	34.347	232	242
5	1:25.565	26.358	176	21.604	<b>218</b>	37.603	230	241	11	1:31.657	27.083	175	21.746	214	42.828		241
6	<b>1:21.814</b>	26.226	174	<b>21.428</b>	216	34.160	<b>233</b>	240									

<b>17</b>	Remo Lips, CHE/ Lennart Marioneck, DEU								<b>theoretical besttime: 1:22.223</b>								
1	2:18.959	1:08.556	150	29.895	168	40.508	236		7	1:23.030	<b>26.549</b>	181	21.810	223	34.671	241	249
2	1:28.906	29.451	174	23.105	220	36.350	240	245	8	1:22.629	26.555	181	<b>21.614</b>	224	34.460	242	249
3	1:26.556	27.871	179	22.621	221	36.064	238	248	9	1:22.794	26.764	181	21.648	224	34.382	242	250
4	1:25.066	27.475	178	22.639	222	34.952	241	249	<b>10</b>	<b>1:22.459</b>	26.739	<b>181</b>	21.660	<b>225</b>	<b>34.060</b>	<b>242</b>	251
5	1:23.386	27.099	180	21.802	224	34.485	242	250	11	1:30.627	28.926	140	25.712	208	35.989	239	<b>251</b>
6	1:22.832	26.702	181	21.618	224	34.512	241	250	12	1:34.268	26.872	182	22.223	224	45.173		248

<b>18</b>	Toni Seiler, CHE/ Jeroen Bleekemolen, NLD								<b>theoretical besttime: 1:22.690</b>								
1	1:43.328	40.981	160	25.271	201	37.076	238		7	1:23.559	27.053	180	21.981	223	34.525	242	251
2	1:25.827	27.827	177	22.754	218	35.246	240	246	8	1:23.274	26.903	180	21.862	224	34.509	241	251
3	1:23.246	27.179	178	21.837	224	<b>34.230</b>	<b>243</b>	249	<b>9</b>	<b>1:23.210</b>	26.934	179	21.876	224	34.400	242	251
4	1:31.417	<b>26.809</b>	180	<b>21.651</b>	<b>225</b>	42.957		<b>252</b>	10	1:24.092	26.967	<b>181</b>	22.314	221	34.811	242	251
5	2:36.680	1:39.018	173	22.372	217	35.290	242		11	1:46.232	30.442	142	27.521	158	48.269		251
6	1:24.684	27.391	179	22.094	223	35.199	242	250									



# ADAC GT Masters

## Lap analysis Warm Up

Provisional



Lausitzring, Length: 3442 m

Air temperature: 21.8°C

Track temperature: 26.7°C

Weather condition: Dry

**DMSB** Reg. Nr.: 153/14  
Deutscher Motor Sport Bund e.V.

Sunday 25.5.2014 09:00

Lap	Time	SE1	SP1	SE2	SP2	SE3	SP3	TSP	Lap	Time	SE1	SP1	SE2	SP2	SE3	SP3	TSP
<b>19</b>	Claudia Hürtgen, DEU/ Dominik Baumann, AUT								<b>theoretical besttime: 1:21.478</b>								
1	1:39.917	38.505	164	24.403	206	37.009	229		7	2:24.612	1:28.108	175	21.968	217	34.536	235	
2	1:26.497	28.342	170	23.117	217	35.038	234	236	8	1:22.399	26.220	177	21.888	215	34.291	236	242
3	1:23.790	27.085	174	22.077	219	34.628	233	241	9	1:21.906	26.303	177	21.623	219	33.980	235	244
4	1:22.597	26.899	174	21.586	222	34.112	234	242	<b>10</b>	<b>1:21.522</b>	<b>26.147</b>	<b>177</b>	21.437	221	<b>33.938</b>	<b>237</b>	<b>245</b>
5	1:21.647	26.214	176	<b>21.393</b>	<b>224</b>	34.040	234	242	11	1:32.947	28.021	159	22.479	220	42.447		242
6	1:29.169	26.837	176	21.407	222	40.925		243									

<b>20</b>	Max Sandritter, DEU/ Jens Klingmann, DEU								<b>theoretical besttime: 1:21.740</b>								
1	1:38.231	36.234	165	25.239	167	36.758	229		7	1:31.049	27.229	174	21.719	<b>220</b>	42.101		240
2	1:24.925	27.989	171	21.976	214	34.960	229	235	8	2:23.728	1:27.236	176	21.701	219	34.791	234	
3	1:24.490	27.270	174	21.735	215	35.485	232	237	9	1:22.430	26.494	<b>176</b>	21.505	219	34.431	<b>235</b>	242
4	1:22.440	26.424	175	21.694	218	34.322	232	240	10	1:22.424	26.618	176	<b>21.461</b>	219	34.345	231	<b>242</b>
5	1:21.904	26.203	174	21.467	219	34.234	232	239	11	1:31.600	28.378	156	22.152	218	41.070		240
6	<b>1:21.747</b>	<b>26.135</b>	174	21.468	219	<b>34.144</b>	232	242									

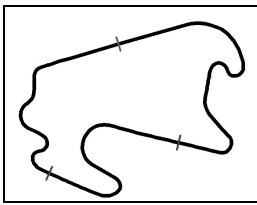
<b>21</b>	Luca Ludwig, DEU/ Alon Day, ISR								<b>theoretical besttime: 1:21.266</b>								
1	1:49.270	43.886	170	25.469	174	39.915	237		7	1:21.726	26.044	179	21.567	<b>222</b>	34.115	238	248
2	1:27.100	27.656	171	24.079	219	35.365	236	245	<b>8</b>	<b>1:21.314</b>	<b>25.944</b>	179	<b>21.550</b>	221	33.820	239	247
3	1:22.792	26.560	178	21.937	221	34.295	239	247	9	1:21.961	26.059	<b>180</b>	21.839	214	34.063	239	247
4	1:26.859	27.334	175	22.978	152	36.547	238	249	10	1:21.359	25.971	179	21.616	222	<b>33.772</b>	<b>240</b>	248
5	1:22.392	26.801	179	21.740	222	33.851	239	247	11	1:30.828	26.487	178	22.074	222	42.267		<b>249</b>
6	1:21.450	25.968	179	21.641	222	33.841	239	248									

<b>22</b>	Nico Bastian, DEU/ Jaime Alguersuari, ESP								<b>theoretical besttime: 1:22.039</b>								
1	2:09.149	1:08.157	167	24.006	212	36.986	235		6	1:54.915	51.580	176	22.350	220	40.985		
2	1:25.946	28.221	175	22.275	218	35.450	236	244	7	2:26.604	1:30.539	178	21.819	219	<b>34.246</b>	239	
3	1:23.530	26.940	178	22.002	220	34.588	238	246	8	1:22.450	26.448	179	21.747	214	34.255	<b>239</b>	248
4	1:22.848	26.561	179	21.865	<b>221</b>	34.422	238	248	<b>9</b>	<b>1:22.046</b>	<b>26.276</b>	<b>179</b>	<b>21.517</b>	221	34.253	238	<b>249</b>
5	1:32.181	27.866	176	22.337	220	41.978		248	10	1:31.588	26.942	177	21.939	220	42.707		247

<b>23</b>	Jan Seyffarth, DEU/ Maro Engel, DEU								<b>theoretical besttime: 1:22.155</b>								
1	1:47.572	44.349	171	24.379	217	38.844	235		7	1:22.583	26.621	178	21.784	219	34.178	238	247
2	1:26.208	27.706	174	22.833	218	35.669	237	244	8	1:22.386	<b>26.435</b>	178	21.791	220	34.160	238	247
3	1:23.418	26.979	176	22.004	221	34.435	237	246	<b>9</b>	<b>1:22.203</b>	26.483	<b>178</b>	<b>21.618</b>	222	<b>34.102</b>	<b>240</b>	248
4	1:23.075	26.768	178	21.834	221	34.473	238	247	10	1:22.506	26.613	178	21.620	<b>223</b>	34.273	238	<b>249</b>
5	1:29.171	26.646	178	21.792	221	40.733		247	11	1:31.976	26.620	179	21.596	222	43.760		247
6	2:26.884	1:30.394	177	22.032	216	34.458	238										

<b>24</b>	Albert von Thurn und Taxis, DEU/ Tomas Enge, CZE								<b>theoretical besttime: 1:21.664</b>								
1	1:52.541	46.338	174	24.344	179	41.859	241		7	1:33.306	26.620	183	23.362	146	43.324		255
2	1:25.942	28.263	180	22.607	219	35.072	245	248	8	2:42.140	1:46.140	181	21.759	226	34.241	244	
3	1:24.121	27.008	182	21.995	226	35.118	245	253	<b>9</b>	<b>1:21.925</b>	<b>26.214</b>	<b>184</b>	21.920	229	<b>33.791</b>	244	253
4	1:23.667	26.917	182	21.866	228	34.884	<b>247</b>	255	10	1:23.086	26.403	182	21.692	227	34.991	202	252
5	1:22.615	27.110	183	<b>21.659</b>	<b>229</b>	33.846	246	<b>257</b>	11	1:34.576	28.997	182	21.711	225	43.868		203
6	1:24.017	26.541	184	22.465	219	35.011	246	256									

<b>26</b>	Maximilian Buhk, DEU/ Maximilian Götz, DEU								<b>theoretical besttime: 1:22.178</b>								
1	2:01.726	1:00.003	98	25.237	210	36.486	234		7	1:29.787	26.428	178	21.876	221	41.483		245
2	1:30.875	27.490	175	22.337	215	41.048	235	243	8	2:48.163	1:51.173	177	22.329	218	34.661	236	
3	1:24.730	27.766	177	22.106	215	34.858	236	244	9	1:22.494	26.608	178	21.647	221	34.239	236	<b>246</b>
4	1:22.676	26.602	177	21.692	221	34.382	<b>237</b>	245	<b>10</b>	<b>1:22.255</b>	26.450	<b>179</b>	<b>21.604</b>	<b>222</b>	<b>34.201</b>	236	245
5	1:22.842	26.694	177	21.783	221	34.365	237	246	11	1:30.213	26.316	178	21.650	221	42.247		245
6	1:22.582	<b>26.373</b>	178	21.994	213	34.215	237	246									



# ADAC GT Masters

## Lap analysis Warm Up

Provisional



Lausitzring, Length: 3442 m

Air temperature: 21.8°C

Track temperature: 26.7°C

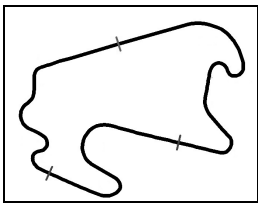
Weather condition: Dry

**DMSB** Reg. Nr.: 153/14  
Deutscher Motor Sport Bund e.V.

Sunday 25.5.2014 09:00

Lap	Time	SE1	SP1	SE2	SP2	SE3	SP3	TSP	Lap	Time	SE1	SP1	SE2	SP2	SE3	SP3	TSP
<b>27</b> Luca Stolz, DEU/ Heinz-Harald Frentzen, DEU									<b>theoretical besttime: 1:22.479</b>								
1	2:03.158	1:01.289	106	25.025	211	36.844	235		7	1:30.121	27.133	173	21.869	219	41.119		245
2	1:32.372	27.198	175	22.621	218	42.553	232	244	8	2:44.957	1:48.394	177	21.911	218	34.652	237	
3	1:24.717	27.561	175	22.161	220	34.995	236	242	9	1:29.467	32.949	172	21.930	219	34.588	236	246
4	1:22.904	26.721	177	21.899	220	<b>34.284</b>	<b>238</b>	246	10	1:23.589	27.188	174	21.962	<b>220</b>	34.439	236	245
5	1:25.667	<b>26.468</b>	<b>177</b>	23.402	145	35.797	236	<b>247</b>	11	1:30.438	26.773	178	21.744	220	41.921		245
6	<b>1:22.714</b>	26.578	175	<b>21.727</b>	218	34.409	236	245									

Lap	Time	SE1	SP1	SE2	SP2	SE3	SP3	TSP	Lap	Time	SE1	SP1	SE2	SP2	SE3	SP3	TSP
<b>100</b> Florian Stoll, DEU/ Daniel Dobitsch, AUT									<b>theoretical besttime: 1:22.214</b>								
1	1:54.713	50.023	163	24.880	160	39.810	228		<b>7</b>	<b>1:22.343</b>	<b>26.324</b>	175	21.714	217	34.305	232	241
2	1:26.549	27.770	173	22.915	214	35.864	232	236	8	1:22.671	26.685	171	21.671	218	34.315	232	240
3	1:23.612	26.841	174	22.133	215	34.638	233	240	9	1:23.010	26.606	175	21.684	217	34.720	233	240
4	1:22.924	26.560	174	21.745	217	34.619	<b>233</b>	241	10	1:22.713	26.629	174	21.646	<b>218</b>	34.438	233	241
5	1:22.380	26.442	<b>176</b>	21.638	218	<b>34.300</b>	233	241	11	1:22.371	26.383	174	<b>21.590</b>	216	34.398	232	240
6	1:27.559	27.208	175	24.539	209	35.812	233	<b>242</b>	12	1:35.595	28.553	175	22.036	217	45.006		240



# ADAC GT Masters

## Vmax list Warm Up

Provisional



Lausitzring, Length: 3442 m

Air temperature: 21.8°C

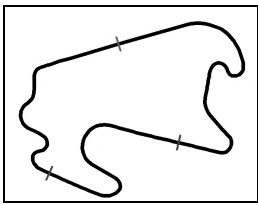
Track temperature: 26.7°C

Weather condition: Dry

**DMSB** Reg. Nr.: 153/14  
Deutscher Motor Sport Bund e.V.

Sunday 25.5.2014 09:00

Nr	Team, Car, Driver, Nat	Top speed
24	<b>Reiter Engineering, Chevrolet Camaro GT</b> von Thurn und Taxis Albert , DEU Enge Tomas , CZE	257,39 km/h
1	<b>Callaway Competition, Corvette Z06.R GT3</b> Keilwitz Daniel , DEU Gavin Oliver , GBR	256,71 km/h
2	<b>Callaway Competition, Corvette Z06.R GT3</b> Assenheimer Patrick , DEU Alessi Diego , ITA	253,74 km/h
18	<b>Callaway Competition, Corvette Z06.R GT3</b> Seiler Toni , CHE Bleekemolen Jeroen , NLD	251,54 km/h
17	<b>Callaway Competition, Corvette Z06.R GT3</b> Lips Remo , CHE Marioneck Lennart , DEU	251,07 km/h
21	<b>BKK Mobil Oil Zakspeed, Mercedes-Benz SLS AMG GT3</b> Ludwig Luca , DEU Day Alon , ISR	248,92 km/h
23	<b>ROWE Racing, Mercedes-Benz SLS AMG GT3</b> Seyffarth Jan , DEU Engel Maro , DEU	248,75 km/h
22	<b>ROWE Racing, Mercedes-Benz SLS AMG GT3</b> Bastian Nico , DEU Alguersuari Jaime , ESP	248,63 km/h
5	<b>Farnbacher Racing, Porsche 911 GT3 R</b> Farnbacher Mario , DEU Morcom Nathan , AUS	247,83 km/h
27	<b>H.T.P. Motorsport, Mercedes-Benz SLS AMG GT3</b> Stolz Luca , DEU Frentzen Heinz-Harald , DEU	247,09 km/h
3	<b>GW IT Racing Team Schütz Motorsport, Porsche 911 GT3 R</b> Ragginger Martin , AUT van Lagen Jaap , NLD	246,13 km/h
14	<b>MRS GT-Racing, McLaren MP4-12C GT3</b> Spengler Florian , DEU Asmer Marko , EST	246,07 km/h
26	<b>H.T.P. Motorsport, Mercedes-Benz SLS AMG GT3</b> Buhk Maximilian , DEU Götz Maximilian , DEU	245,96 km/h
19	<b>PIXUM Team Schubert, BMW Z4 GT3</b> Hürtgen Claudia , DEU Baumann Dominik , AUT	245,29 km/h



# ADAC GT Masters

## Vmax list Warm Up

Provisional



Lausitzring, Length: 3442 m

Air temperature: 21.8°C

Track temperature: 26.7°C

Weather condition: Dry

**DMSB** Reg. Nr.: 153/14  
Deutscher Motor Sport Bund e.V.

Sunday 25.5.2014 09:00

Nr	Team, Car, Driver, Nat	Top speed
6	<b>Farnbacher Racing, Porsche 911 GT3 R</b> Frommenwiler Philipp , CHE Asch Sebastian , DEU	245,17 km/h
12	<b>Prosperia C. Abt Racing, Audi R8 LMS ultra</b> Winkelhock Markus , DEU Ogier Sebastien , FRA	244,17 km/h
4	<b>GW IT Racing Team Schütz Motorsport, Porsche 911 GT3 R</b> Wossos Antonios , GRC Nathan Wolf , NLD	244,17 km/h
7	<b>TONINO Team Herberth, Porsche 911 GT3 R</b> Handlos Herbert , AUT Renauer Alfred , DEU	243,34 km/h
16	<b>YACO Racing, Audi R8 LMS ultra</b> Frey Rahel , CHE Geipel Philip , DEU	242,96 km/h
11	<b>Prosperia C. Abt Racing, Audi R8 LMS ultra</b> Hamprecht Fabian , DEU Thiim Nicki , DNK	242,68 km/h
10	<b>Prosperia C. Abt Racing, Audi R8 LMS ultra</b> van der Linde Kelvin , ZAF Rast Rene , DEU	242,63 km/h
20	<b>PIXUM Team Schubert, BMW Z4 GT3</b> Sandritter Max , DEU Klingmann Jens , DEU	242,46 km/h
100	<b>kfzteile24 APR Motorsport, Audi R8 LMS ultra</b> Stoll Florian , DEU Dobitsch Daniel , AUT	242,41 km/h