



ADAC GT Masters

Result List Qualifying 2



Provisional

Lausitzring, Length: 3442 m

Air temperature: 20.4°C

Track temperature: 24.7°C

Weather condition: Wet

DMSB Reg. Nr.: 153/14
Deutscher Motor Sport Bund e.V.

Friday 23.5.2014 16:35

started : 25 classified : 25 not classified : 0

	Drivers	Team	Car	Lap	Best Time	Gap	Diff	Kph	Day Time
1	19 C.Hürtgen/D.Baumann	PIXUM Team Schubert	BMW Z4 GT3	7	1:21.003			153,0	16:54:49
2	18 T.Seiler(*G*)/J.Bleekemolen	Callaway Competition	Corvette Z06.R GT3	7	1:21.167	0.164	0.164	152,7	16:54:54
3	10 K.van der Linde/R.Rast	Prosperia C. Abt Racing	Audi R8 LMS ultra	6	1:21.321	0.318	0.154	152,4	16:53:39
4	8 R.Renauer/N.Siedler	TONINO Team Herberth	Porsche 911 GT3 R	6	1:21.329	0.326	0.008	152,4	16:53:35
5	11 F.Hamprecht/N.Thiim	Prosperia C. Abt Racing	Audi R8 LMS ultra	7	1:21.502	0.499	0.173	152,0	16:55:32
6	26 M.Buhk/M.Götz	H.T.P. Motorsport	Mercedes-Benz SLS AMG GT3	7	1:21.510	0.507	0.008	152,0	16:55:10
7	6 P.Frommenwiler/S.Asch	Farnbacher Racing	Porsche 911 GT3 R	6	1:21.568	0.565	0.058	151,9	16:53:51
8	20 M.Sandritter/J.Klingmann	PIXUM Team Schubert	BMW Z4 GT3	7	1:21.660	0.657	0.092	151,7	16:54:50
9	3 M.Ragginger/J.van Lagen	GW IT Racing Team Schütz Motors	Porsche 911 GT3 R	5	1:21.706	0.703	0.046	151,7	16:52:42
10	1 D.Keilwitz/O.Gavin	Callaway Competition	Corvette Z06.R GT3	6	1:21.824	0.821	0.118	151,4	16:53:29
11	23 J.Seyffarth/M.Engel	ROWE Racing	Mercedes-Benz SLS AMG GT3	7	1:21.920	0.917	0.096	151,3	16:55:07
12	22 N.Bastian/J.Alguersuari	ROWE Racing	Mercedes-Benz SLS AMG GT3	7	1:21.973	0.970	0.053	151,2	16:55:30
13	16 R.Frey/P.Geipel	YACO Racing	Audi R8 LMS ultra	7	1:22.048	1.045	0.075	151,0	16:55:17
14	21 L.Ludwig/A.Day	BKK Mobil Oil Zakspeed	Mercedes-Benz SLS AMG GT3	6	1:22.068	1.065	0.020	151,0	16:53:40
15	24 A.von Thurn und Taxis/T.Engel	Reiter Engineering	Chevrolet Camaro GT	7	1:22.096	1.093	0.028	150,9	16:55:15
16	7 H.Handlos(*G*)/A.Renauer	TONINO Team Herberth	Porsche 911 GT3 R	6	1:22.184	1.181	0.088	150,8	16:54:03
17	5 M.Farnbacher/N.Morcom	Farnbacher Racing	Porsche 911 GT3 R	7	1:22.232	1.229	0.048	150,7	16:55:14
18	14 F.Spengler/M.Asmer	MRS GT-Racing	McLaren MP4-12C GT3	7	1:22.462	1.459	0.230	150,3	16:55:21
19	12 M.Winkelhock/ S.Ogier	Prosperia C. Abt Racing	Audi R8 LMS ultra	7	1:22.554	1.551	0.092	150,1	16:55:39
20	2 P.Assenheimer/D.Alessi	Callaway Competition	Corvette Z06.R GT3	2	1:22.943	1.940	0.389	149,4	16:49:17
21	17 R.Lips(*G*)/L.Marionek	Callaway Competition	Corvette Z06.R GT3	4	1:23.144	2.141	0.201	149,0	16:50:50
22	27 L.Stolz/H.Frentzen	H.T.P. Motorsport	Mercedes-Benz SLS AMG GT3	3	1:23.648	2.645	0.504	148,1	16:49:50
23	100 F.Stoll/D.Dobitsch	kfzteile24 APR Motorsport	Audi R8 LMS ultra	3	1:24.258	3.255	0.610	147,1	16:49:58
24	9 F.Scholze(*G*)/D.Jöst(*G*)	TONINO Team Herberth	Porsche 911 GT3 R	2	1:24.294	3.291	0.036	147,0	16:48:14
25	4 A.Wossos(*G*)/W.Nathan(*G*)	GW IT Racing Team Schütz Motors	Porsche 911 GT3 R	7	1:24.631	3.628	0.337	146,4	16:55:45

race director decision no. 19, 20 cancellation of the fastest lap time for car no. 2,21

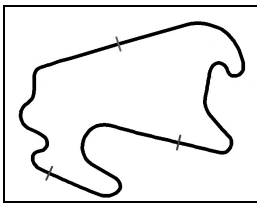
(*G*) marks the gentlemen driver

Subject to final scrutineering!

Publications Time:

Clerk of the course:

Time Keeping:



ADAC GT Masters

Lap analysis Qualifying 2

Provisional



Lausitzring, Length: 3442 m

Air temperature: 20.4°C

Track temperature: 24.6°C

Weather condition: Wet

DMSB Reg. Nr.: 153/14
Deutscher Motor Sport Bund e.V.

Friday 23.5.2014 16:35

Lap	Time	SE1	SP1	SE2	SP2	SE3	SP3	TSP	Lap	Time	SE1	SP1	SE2	SP2	SE3	SP3	TSP
1	Daniel Keilwitz, DEU/ Oliver Gavin, GBR								theoretical besttime: 1:21.641								
1	1:36.203	38.049	175	23.088	223	35.066	245		5	1:22.173	26.743	183	21.518	227	33.912	242	251
2	1:23.774	27.711	181	21.859	228	34.204	245	251	6	1:21.824	26.211	182	21.555	227	34.058	242	251
3	1:23.062	27.178	181	21.768	227	34.116	246	250	7	1:22.314	26.373	183	21.756	228	34.185	242	251
4	1:23.087	27.318	182	21.569	226	34.200	242	251									

2	Patrick Assenheimer, DEU/ Diego Alessi, ITA								theoretical besttime: 1:22.560								
1	1:31.782	34.356	178	22.659	222	34.767	240		4	1:22.972	27.246	181	21.557	226	34.169	240	251
	1:22.867	26.977	179	21.789	227	34.101	240	249	5	1:23.200	27.036	181	21.653	227	34.511	240	249
2	1:22.943	27.322	180	21.654	227	33.967	242	249	6	1:41.033	27.080	179	24.972	220	48.981		249
3	1:24.034	27.872	180	22.086	226	34.076	241	249									

3	Martin Ragginger, AUT/ Jaap van Lagen, NLD								theoretical besttime: 1:21.706								
1	1:56.738	52.451	166	23.547	216	40.740	230		4	1:37.747	28.974	172	23.010	207	45.763	231	238
2	1:23.158	27.032	174	21.843	218	34.283	231	238	5	1:21.706	26.279	175	21.464	220	33.963	230	239
3	1:23.026	26.701	176	22.019	221	34.306	231	240	6	1:31.554	26.395	175	21.561	220	43.598		238

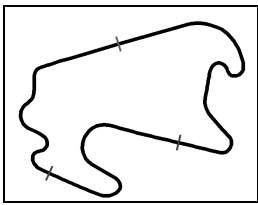
4	Antonios Wossos, GRC/ Wolf Nathan, NLD								theoretical besttime: 1:24.466								
1	2:11.168	1:07.200	157	25.553	183	38.415	231		5	1:24.861	27.332	174	22.355	216	35.174	232	239
2	1:28.435	29.194	170	23.309	215	35.932	231	239	6	1:24.683	27.415	174	22.236	212	35.032	230	240
3	1:25.345	27.892	174	22.260	218	35.193	231	239	7	1:24.631	27.444	174	22.289	218	34.898	230	238
4	1:26.495	27.995	174	22.462	217	36.038	230	239									

5	Mario Farnbacher, DEU/ Nathan Morcom, AUS								theoretical besttime: 1:22.232								
1	1:52.852	49.132	166	24.228	214	39.492	231		5	1:23.036	26.789	176	21.695	221	34.552	235	242
2	1:25.249	27.759	174	22.292	219	35.198	235	241	6	1:22.540	26.358	176	21.695	221	34.487	234	243
3	1:23.951	27.019	176	22.086	220	34.846	235	243	7	1:22.232	26.169	176	21.679	221	34.384	233	242
4	1:25.425	27.079	176	22.888	217	35.458	233	243									

6	Philipp Frommenwiler, CHE/ Sebastian Asch, DEU								theoretical besttime: 1:21.531								
1	1:52.323	48.221	167	24.635	214	39.467	234		6	1:21.568	26.272	177	21.379	222	33.917	235	242
2	1:25.146	26.579	175	22.063	221	36.504	233	246	7	1:29.437	26.235	176	21.485	221	41.717		245
3	1:22.600	26.768	176	21.716	221	34.116	238	242	8	15:11.765	14:01.786	164	26.929	178	43.050	225	
4	1:26.826	28.056	175	21.906		36.864	235	245	9	1:40.840	32.477	169	26.752	204	41.611	230	234
5	1:22.967	26.700	176	21.440	221	34.827	234	243									

7	Herbert Handlos, AUT/ Alfred Renauer, DEU								theoretical besttime: 1:22.184								
1	1:49.116	45.952	169	23.864	181	39.300	232		7	1:36.146	28.854	172	22.828	216	44.464		240
2	1:23.854	27.245	174	21.861	220	34.748	237	239	8	10:09.055	9:01.233	164	25.706	208	42.116	221	
3	1:28.537	28.876	173	24.236	214	35.425	234	245	9	1:40.393	32.832	165	26.099	210	41.462	224	232
4	1:37.406	27.280	174	23.944	164	46.182	231	240	10	1:39.604	31.864	166	26.109	207	41.631	226	233
5	1:22.645	26.685	176	21.501	223	34.459	231	240									
6	1:22.184	26.603	177	21.418	221	34.163	233	238									

8	Robert Renauer, DEU/ Norbert Siedler, AUT								theoretical besttime: 1:21.329								
1	1:43.221	39.039	171	24.330	214	39.852	233		7	1:30.930	26.720	173	25.671	136	38.539	233	243
2	1:22.585	26.718	175	21.663	219	34.204	235	240	8	1:49.830	27.515	140	25.666	186	56.649		243
3	1:25.296	27.039	176	22.657	194	35.600	234	242	9	8:49.624	7:41.410	166	26.218	199	41.996	221	
4	1:21.836	26.450	176	21.393	221	33.993	236	242	10	1:38.855	32.395	169	25.583	208	40.877	226	231
5	1:21.554	26.358	177	21.376	222	33.820	235	243									
6	1:21.329	26.278	177	21.316	222	33.735	235	243									



ADAC GT Masters

Lap analysis Qualifying 2

Provisional



Lausitzring, Length: 3442 m

Air temperature: 20.4°C

Track temperature: 24.6°C

Weather condition: Wet



Reg. Nr.: 153/14

Friday 23.5.2014 16:35

Lap	Time	SE1	SP1	SE2	SP2	SE3	SP3	TSP	Lap	Time	SE1	SP1	SE2	SP2	SE3	SP3	TSP
9	Florian Scholze, DEU/ Dominik Jöst, DEU								theoretical besttime: 1:23.464								
1	1:50.872	44.495	167	24.326	211	42.051	231		5	1:35.166	28.245	174	21.834	222	45.087		242
2	1:24.294	27.100	174	22.229	220	34.965	232	240	6	2:22.038	1:24.516	174	22.028	219	35.494	233	
3	1:24.677	27.377	175	21.766	221	35.534	235	241	7	1:44.369	28.127	150	22.391	220	53.851		241
4	1:24.407	27.787	174	22.022	219	34.598	233	243									

Lap	Time	SE1	SP1	SE2	SP2	SE3	SP3	TSP	Lap	Time	SE1	SP1	SE2	SP2	SE3	SP3	TSP
10	Kelvin van der Linde, ZAF/ Rene Rast, DEU								theoretical besttime: 1:21.056								
1	1:46.416	40.720	170	23.691	209	42.005	229		6	1:21.321	26.419	175	21.199	220	33.703	230	238
2	1:23.741	27.305	175	22.105	219	34.331	230	238	7	1:21.471	26.154	176	21.209	220	34.108	231	238
3	1:22.146	26.618	175	21.591	218	33.937	232	239	8	1:49.361	26.866	172	24.077	140	58.418		239
4	1:24.018	26.807	174	21.651	219	35.560	231	240									
5	1:21.761	26.324	176	21.278	220	34.159	230	239									

Lap	Time	SE1	SP1	SE2	SP2	SE3	SP3	TSP	Lap	Time	SE1	SP1	SE2	SP2	SE3	SP3	TSP
11	Fabian Hamprecht, DEU/ Nicki Thiim, DNK								theoretical besttime: 1:21.417								
1	1:44.631	40.073	166	23.549	209	41.009	230		5	1:22.752	26.789	173	21.593	219	34.370	230	236
2	1:23.107	26.730	173	21.806	218	34.571	229	238	6	1:21.549	26.183	174	21.322	219	34.044	230	238
3	1:28.916	27.107	171	24.631	153	37.178	230	238	7	1:21.502	26.051	174	21.366	220	34.085	230	238
4	1:50.733	40.813	98	26.200	200	43.720	228	238									

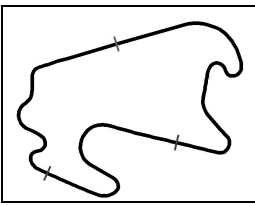
Lap	Time	SE1	SP1	SE2	SP2	SE3	SP3	TSP	Lap	Time	SE1	SP1	SE2	SP2	SE3	SP3	TSP
12	Sebastien Ogier, FRA/ Markus Winkelhock, DEU								theoretical besttime: 1:22.411								
1	1:54.340	50.532	160	24.572	212	39.236	228		9	7:05.108	5:53.875	99	28.075	172	43.158	214	
2	1:24.994	27.680	173	22.387	216	34.927	229	237	10	1:41.021	32.570	164	26.008	204	42.443	216	224
3	1:23.638	26.987	173	21.910	219	34.741	229	238	11	1:40.473	31.923	165	26.472	200	42.078	218	226
4	1:47.901	46.100	168	22.913	215	38.888	227	238	12	1:38.853	31.500	165	25.777	205	41.576	220	228
5	1:23.702	27.014	173	22.017	216	34.671	229	235	13	1:39.067	31.643	164	26.373	205	41.051	221	229
6	1:22.828	26.558	174	21.813	218	34.457	229	237	14	1:40.177	32.649	165	25.965	206	41.563	221	230
7	1:22.554	26.701	174	21.519	218	34.334	230	237	15	1:38.415	31.475	166	25.915	208	41.025	221	231
8	1:52.207	30.419	149	29.798	143	51.990		238									

Lap	Time	SE1	SP1	SE2	SP2	SE3	SP3	TSP	Lap	Time	SE1	SP1	SE2	SP2	SE3	SP3	TSP
14	Florian Spengler, DEU/ Marko Asmer, EST								theoretical besttime: 1:22.462								
1	1:48.540	41.421	165	24.056	204	43.063	232		6	1:23.573	26.956	174	21.885	217	34.732	233	240
2	1:24.143	26.986	175	22.191	218	34.966	234	241	7	1:22.462	26.443	175	21.581	220	34.438	234	241
3	1:25.281	27.483	174	22.493	220	35.305	234	240	8	1:48.683	27.011	172	26.087	173	55.585		242
4	1:31.304	30.894	108	24.194	171	36.216	233	242									
5	1:26.999	27.205	176	22.054	218	37.740	233	241									

Lap	Time	SE1	SP1	SE2	SP2	SE3	SP3	TSP	Lap	Time	SE1	SP1	SE2	SP2	SE3	SP3	TSP
16	Rahel Frey, CHE/ Philip Geipel, DEU								theoretical besttime: 1:22.044								
1	2:00.207	55.775	162	28.043	194	36.389	228		6	1:22.674	26.245	175	21.401	218	35.028	227	237
2	1:22.841	26.564	171	21.701	222	34.576	238	234	7	1:22.048	26.140	173	21.405	219	34.503	230	237
3	1:22.847	26.670	173	21.588	219	34.589	228	239	8	1:48.815	26.668	172	21.807	218	1:00.340		238
4	1:25.286	27.371	171	22.945	215	34.970		240									
5	1:22.298	26.303	174	21.458	218	34.537	229	239									

Lap	Time	SE1	SP1	SE2	SP2	SE3	SP3	TSP	Lap	Time	SE1	SP1	SE2	SP2	SE3	SP3	TSP
17	Remo Lips, CHE/ Lennart Marioneck, DEU								theoretical besttime: 1:22.142								
1	1:40.186	37.965	172	23.879	220	38.342	239		5	1:49.625	26.555	181	21.444	226	1:01.626		248
2	1:23.645	26.845	179	22.155	222	34.645	239	247	6	2:54.624	1:53.704	179	22.007	224	38.913	240	
3	1:23.809	27.246	179	22.030	222	34.533	240	248	7	1:44.088	29.560	157	25.277	207	49.251		248
4	1:23.144	27.197	180	21.804	224	34.143	239	248									

Lap	Time	SE1	SP1	SE2	SP2	SE3	SP3	TSP	Lap	Time	SE1	SP1	SE2	SP2	SE3	SP3	TSP
18	Toni Seiler, CHE/ Jeroen Bleekemolen, NLD								theoretical besttime: 1:21.122								
1	1:35.968	36.710	172	23.394	217	35.864	241		6	1:21.703	26.605	180	21.303	227	33.795	240	248
2	1:23.700	27.640	179	21.888	225	34.172	240	249	7	1:21.167	26.182	182	21.145	229	33.840	242	248
3	1:27.216	28.640	177	23.602	223	34.974	240	248	8	1:43.955	28.242	174	23.414	223	52.299		250
4	1:23.063	27.350	180	21.558	226	34.155	240	249									
5	1:21.986	26.604	180	21.365	223	34.017	240	249									



ADAC GT Masters

Lap analysis Qualifying 2



Provisional

Lausitzring, Length: 3442 m

Air temperature: 20.4°C

Track temperature: 24.6°C

Weather condition: Wet



Reg. Nr.: 153/14

Friday 23.5.2014 16:35

Lap	Time	SE1	SP1	SE2	SP2	SE3	SP3	TSP	Lap	Time	SE1	SP1	SE2	SP2	SE3	SP3	TSP
19 Claudia Hürtgen, DEU/ Dominik Baumann, AUT									theoretical besttime: 1:21.003								
1	1:34.623	36.141	170	22.877	215	35.605	234		7	1:21.003	26.164	175	21.020	224	33.819	233	240
2	1:22.917	26.674	175	21.917	222	34.326	234	239	8	1:38.121	26.431	175	21.400	224	50.290		241
3	1:23.733	27.834	174	21.748	222	34.151	231	241	9	11:04.270	9:55.441	162	26.688	208	42.141	219	
4	1:22.228	26.948	176	21.275	225	34.005	234	239	10	1:39.692	32.707	164	26.123	203	40.862	226	227
5	1:21.639	26.552	177	21.151	224	33.936	234	240									
6	1:23.775	26.793	176	21.680	213	35.302	235	240									

20 Max Sandritter, DEU/ Jens Klingmann, DEU									theoretical besttime: 1:21.572								
1	1:33.595	34.375	168	23.335	213	35.885	232		9	1:45.714	32.597	153	25.343	203	47.774		212
2	1:23.689	27.448	175	21.719	221	34.522	232	239	10	7:20.571	6:13.493	165	25.918	186	41.160	226	
3	1:24.760	28.286	165	21.950		34.524	233	238	11	1:38.816	32.687	167	25.275	208	40.854	227	232
4	1:22.952	27.162	175	21.508	222	34.282	233	240	12	1:38.952	32.496	168	25.413	209	41.043	227	235
5	1:22.423	26.810	176	21.270	222	34.343	231	240	13	1:38.874	32.516	168	25.305	209	41.053	229	235
6	1:21.931	26.456	176	21.170	222	34.305	234	238	14	1:38.700	32.264	169	25.514	207	40.922	226	235
7	1:21.660	26.301	176	21.258	223	34.101	234	240									
8	1:22.525	26.602	175	21.481	223	34.442	232	239									

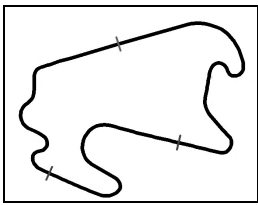
21 Luca Ludwig, DEU/ Alon Day, ISR									theoretical besttime: 1:21.418								
1	1:38.989	38.608	171	23.482	220	36.899	237		6	1:22.068	26.334	179	21.412	221	34.322	237	245
2	1:22.103	26.323	179	21.741	223	34.039	238	246		1:21.157	26.040	180	21.344	225	33.773	239	246
3	1:24.881	27.644	175	21.994	224	35.243	237	247	7	1:56.404	27.515	177	21.740	223	1:07.149		248
4	1:22.761	27.202	178	21.525	224	34.034	237	245									
5	1:30.128	26.375	180	23.304	149	40.449	236	244									

22 Nico Bastian, DEU/ Jaime Alguersuari, ESP									theoretical besttime: 1:21.918								
1	2:08.596	56.008	71	29.327	200	43.261	233		6	1:22.219	26.731	179	21.440	222	34.048	236	244
2	1:24.599	27.815	177	22.336	222	34.448	235	243	7	1:21.973	26.554	179	21.495	223	33.924	235	245
3	1:23.121	27.011	177	21.906	222	34.204	237	244	8	1:46.202	31.128	163	25.568	172	49.506		244
4	1:27.352	27.935	176	22.155	223	37.262	235	244	9	11:02.519	9:51.045	153	27.461	169	44.013	221	
5	1:23.469	27.302	177	21.872	223	34.295	236	244									

23 Jan Seyffarth, DEU/ Maro Engel, DEU									theoretical besttime: 1:21.878								
1	1:47.637	42.617	171	23.404	215	41.616	235		7	1:21.920	26.228	179	21.453	224	34.239	238	246
2	1:23.268	27.015	178	21.792	224	34.461	237	244	8	1:40.437	27.007	177	21.775	224	51.655		247
3	1:22.604	26.668	177	21.612	224	34.324	238	246	9	8:29.250	7:21.645	165	26.545	208	41.060	227	
4	1:24.245	27.246	178	21.612	223	35.387	237	247	10	1:39.003	32.688	167	25.681	212	40.634	230	236
5	1:24.897	27.480	178	22.031	223	35.386	237	246	11	1:39.307	32.412	165	25.606	211	41.289	230	238
6	1:23.026	26.956	179	21.873	224	34.197	237	246									

24 Albert von Thurn und Taxis, DEU/ Tomas Enge, CZE									theoretical besttime: 1:21.961								
1	1:58.378	53.944	169	23.838	222	40.596	247		7	1:22.096	26.295	183	21.683	229	34.118	248	258
2	1:23.121	27.296	183	21.642	229	34.183	247	256	8	1:49.019	28.509	140	23.151	228	57.359		257
3	1:22.806	27.019	183	21.631	231	34.156	248	256	9	7:41.670	6:30.981	159	27.894	206	42.795	231	
4	1:24.945	28.348	181	22.164	227	34.433	248	257	10	1:44.238	33.425	163	28.115	193	42.698	234	241
5	1:22.568	26.766	183	21.548	229	34.254	247	256									
6	1:22.358	26.571	183	21.605	230	34.182	249	256									

26 Maximilian Buhk, DEU/ Maximilian Götz, DEU									theoretical besttime: 1:21.348								
1	1:51.143	42.805	171	24.788	182	43.550	237		6	1:21.804	26.671	179	21.214	225	33.919	237	245
2	1:25.108	27.238	179	22.039	224	35.831	236	246	7	1:21.510	26.215	180	21.237	226	34.058	237	245
3	1:22.568	26.642	179	21.585	225	34.341	238	245	8	1:41.162	26.844	179	22.193	220	52.125		246
4	1:24.710	28.238	176	21.867	224	34.605	236	246									
5	1:23.579	26.678	180	21.416	225	35.485	236	244									



ADAC GT Masters

Lap analysis Qualifying 2

Provisional



Lausitzring, Length: 3442 m

Air temperature: 20.4°C

Track temperature: 24.6°C

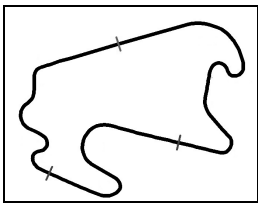
Weather condition: Wet

DMSB Reg. Nr.: 153/14
Deutscher Motor Sport Bund e.V.

Friday 23.5.2014 16:35

Lap	Time	SE1	SP1	SE2	SP2	SE3	SP3	TSP	Lap	Time	SE1	SP1	SE2	SP2	SE3	SP3	TSP
27 Luca Stolz, DEU/ Heinz-Harald Frentzen, DEU									theoretical besttime: 1:23.648								
1	2:02.459	51.285	165	24.311	208	46.863	235		5	1:35.920	32.670	164	24.714	175	38.536	234	171
2	1:25.063	28.067	176	22.242	222	34.754	235	244	6	1:39.506	27.829	148	27.764	155	43.913	184	241
3	1:23.648	27.468	176	21.817	223	34.363	236	243									
4	1:40.941	27.587	173	24.360	105	48.994	165	244									

Lap	Time	SE1	SP1	SE2	SP2	SE3	SP3	TSP	Lap	Time	SE1	SP1	SE2	SP2	SE3	SP3	TSP
100 Florian Stoll, DEU/ Daniel Dobitsch, AUT									theoretical besttime: 1:24.080								
1	2:09.591	1:06.260	165	25.085	169	38.246	230		4	1:26.270	28.056	149	22.504	212	35.710	230	237
2	1:24.854	27.577	175	22.116	217	35.161	230	236									
3	1:24.258	27.357	175	21.562	219	35.339	230	238									



ADAC GT Masters

Vmax list Qualifying 2

Provisional



Lausitzring, Length: 3442 m

Air temperature: 20.5°C

Track temperature: 24.5°C

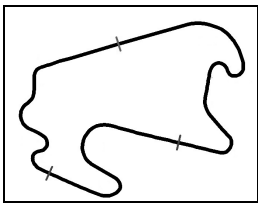
Weather condition: Wet



Reg. Nr.: 153/14

Friday 23.5.2014 16:35

Nr	Team, Car, Driver, Nat	Top speed
24	Reiter Engineering, Chevrolet Camaro GT von Thurn und Taxis Albert , DEU Enge Tomas , CZE	258,19 km/h
1	Callaway Competition, Corvette Z06.R GT3 Keilwitz Daniel , DEU Gavin Oliver , GBR	251,78 km/h
2	Callaway Competition, Corvette Z06.R GT3 Assenheimer Patrick , DEU Alessi Diego , ITA	250,78 km/h
18	Callaway Competition, Corvette Z06.R GT3 Seiler Toni , CHE Bleekemolen Jeroen , NLD	249,67 km/h
17	Callaway Competition, Corvette Z06.R GT3 Lips Remo , CHE Marioneck Lennart , DEU	248,23 km/h
21	BKK Mobil Oil Zakspeed, Mercedes-Benz SLS AMG GT3 Ludwig Luca , DEU Day Alon , ISR	247,60 km/h
23	ROWE Racing, Mercedes-Benz SLS AMG GT3 Seyffarth Jan , DEU Engel Maro , DEU	247,03 km/h
26	H.T.P. Motorsport, Mercedes-Benz SLS AMG GT3 Buhk Maximilian , DEU Götz Maximilian , DEU	246,47 km/h
6	Farnbacher Racing, Porsche 911 GT3 R Frommenwiler Philipp , CHE Asch Sebastian , DEU	246,19 km/h
7	TONINO Team Herberth, Porsche 911 GT3 R Handlos Herbert , AUT Renauer Alfred , DEU	245,34 km/h
22	ROWE Racing, Mercedes-Benz SLS AMG GT3 Bastian Nico , DEU Alguersuari Jaime , ESP	244,90 km/h
27	H.T.P. Motorsport, Mercedes-Benz SLS AMG GT3 Stolz Luca , DEU Frentzen Heinz-Harald , DEU	244,06 km/h
5	Farnbacher Racing, Porsche 911 GT3 R Farnbacher Mario , DEU Morcom Nathan , AUS	243,45 km/h
8	TONINO Team Herberth, Porsche 911 GT3 R Renauer Robert , DEU Siedler Norbert , AUT	243,18 km/h



ADAC GT Masters

Vmax list Qualifying 2

Provisional



Lausitzring, Length: 3442 m

Air temperature: 20.5°C

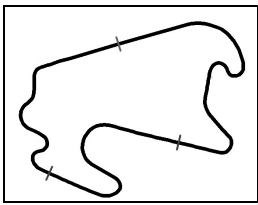
Track temperature: 24.5°C

Weather condition: Wet

DMSB Reg. Nr.: 153/14
Deutscher Motor Sport Bund e.V.

Friday 23.5.2014 16:35

Nr	Team, Car, Driver, Nat	Top speed
9	TONINO Team Herberth, Porsche 911 GT3 R Scholze Florian , DEU Jöst Dominik , DEU	242,79 km/h
14	MRS GT-Racing, McLaren MP4-12C GT3 Spengler Florian , DEU Asmer Marko , EST	242,25 km/h
19	PIXUM Team Schubert, BMW Z4 GT3 Hürtgen Claudia , DEU Baumann Dominik , AUT	241,32 km/h
20	PIXUM Team Schubert, BMW Z4 GT3 Sandritter Max , DEU Klingmann Jens , DEU	240,40 km/h
4	GW IT Racing Team Schütz Motorsport, Porsche 911 GT3 R Wossos Antonios , GRC Nathan Wolf , NLD	240,13 km/h
10	Prosperia C. Abt Racing, Audi R8 LMS ultra van der Linde Kelvin , ZAF Rast Rene , DEU	240,03 km/h
16	YACO Racing, Audi R8 LMS ultra Frey Rahel , CHE Geipel Philip , DEU	239,87 km/h
3	GW IT Racing Team Schütz Motorsport, Porsche 911 GT3 R Ragginger Martin , AUT van Lagen Jaap , NLD	239,65 km/h
12	Prosperia C. Abt Racing, Audi R8 LMS ultra Ogier Sebastien , FRA Winkelhock Markus , DEU	238,11 km/h
11	Prosperia C. Abt Racing, Audi R8 LMS ultra Hamprecht Fabian , DEU Thiim Nicki , DNK	238,06 km/h
100	kfzteile24 APR Motorsport, Audi R8 LMS ultra Stoll Florian , DEU Dobitsch Daniel , AUT	237,74 km/h



ADAC GT Masters

Start Grid Race 2

Provisional



Lausitzring, Length: 3442 m

Air temperature: 22.2°C

Track temperature: 29.4°C

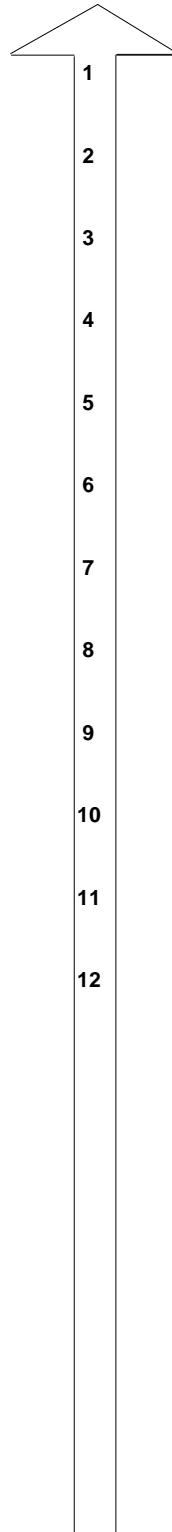
Weather condition: Dry

DMSB Reg. Nr.: 153/14
Deutscher Motor Sport Bund e.V.

Sunday 25.5.2014 12:00

POLE POSITION

19 PIXUM Team Schubert Claudia Hürtgen/ Dominik Baumann*	1:21.003
10 Prosperia C. Abt Racing Kelvin van der Linde/ Rene Rast*	1:21.321
11 Prosperia C. Abt Racing Fabian Hamprecht/ Nicki Thiim*	1:21.502
6 Farnbacher Racing Philipp Frommenwiler/ Sebastian Asch*	1:21.568
3 GW IT Racing Team Schütz Motors Martin Ragginger/ Jaap van Lagen*	1:21.706
23 ROWE Racing Jan Seyffarth/ Maro Engel*	1:21.920
16 YACO Racing Rahel Frey/ Philip Geipel*	1:22.048
24 Reiter Engineering Albert von Thurn und Taxis/ Tomas Enge*	1:22.096
5 Farnbacher Racing Mario Farnbacher/ Nathan Morcom*	1:22.232
12 Prosperia C. Abt Racing Markus Winkelhock/ Sebastien Ogier*	1:22.554
17 Callaway Competition Remo Lips/ Lennart Marioneck*	1:23.144
100 kfzteile24 APR Motorsport Florian Stoll/ Daniel Dobitsch*	1:24.258



18 Callaway Competition Toni Seiler/ Jeroen Bleekemolen*	1:21.167
8 TONINO Team Herberth Robert Renauer/ Norbert Siedler*	1:21.329
26 H.T.P. Motorsport Maximilian Buhk/ Maximilian Götze*	1:21.510
20 PIXUM Team Schubert Max Sandritter/ Jens Klingmann*	1:21.660
1 Callaway Competition Daniel Keilwitz/ Oliver Gavin*	1:21.824
22 ROWE Racing Nico Bastian/ Jaime Alguersuari*	1:21.973
21 BKK Mobil Oil Zakspeed Luca Ludwig/ Alon Day*	1:22.068
7 TONINO Team Herberth Herbert Handlos/ Alfred Renauer*	1:22.184
14 MRS GT-Racing Florian Spengler/ Marko Asmer*	1:22.462
2 Callaway Competition Patrick Assenheimer/ Diego Alessi*	1:22.943
27 H.T.P. Motorsport Luca Stolz/ Heinz-Harald Frentzen*	1:23.648
4 GW IT Racing Team Schütz Motors Antonios Wossos/ Wolf Nathan*	1:24.631

withdraw co. no. 9

* Marks the starting driver

Publications Time:

Clerk of the course:

Time Keeping: