

ADAC GT Masters

Results Free Practice 2



Provisional

Lausitzring, Length: 3442 m

Air temperature: 28.9°C

Track temperature: 41.1°C

Weather condition: Dry

DMSB Reg. Nr.: 153/14
Deutscher Motor Sport Bund e.V.

Friday 23.5.2014 11:50

started : 25 classified : 25 not classified : 0

	Drivers	Team	Car	Lap	Best Time	Gap	Diff	Kph	Day Time
1	1 D.Keilwitz/O.Gavin	Callaway Competition	Corvette Z06.R GT3	16	1:21.087			152,8	12:41:07
2	21 L.Ludwig/A.Day	BKK Mobil Oil Zakspeed	Mercedes-Benz SLS AMG GT3	30	1:21.140	0.053	0.053	152,7	12:49:53
3	6 P.Frommenwiler/S.Asch	Farnbacher Racing	Porsche 911 GT3 R	22	1:21.444	0.357	0.304	152,1	12:41:02
4	26 M.Buhk/M.Götz	H.T.P. Motorsport	Mercedes-Benz SLS AMG GT3	20	1:21.580	0.493	0.136	151,9	12:30:36
5	100 F.Stoll/D.Dobitsch	kfzteile24 APR Motorsport	Audi R8 LMS ultra	25	1:21.582	0.495	0.002	151,9	12:40:12
6	19 C.Hürtgen/D.Baumann	PIXUM Team Schubert	BMW Z4 GT3	11	1:21.715	0.628	0.133	151,6	12:13:14
7	20 M.Sandritter/J.Klingmann	PIXUM Team Schubert	BMW Z4 GT3	29	1:21.739	0.652	0.024	151,6	12:41:27
8	10 K.van der Linde/R.Rast	Prosperia C. Abt Racing	Audi R8 LMS ultra	19	1:21.807	0.720	0.068	151,5	12:26:15
9	11 F.Hamprecht/N.Thiim	Prosperia C. Abt Racing	Audi R8 LMS ultra	32	1:21.869	0.782	0.062	151,4	12:44:51
10	24 A.von Thum und Taxis/T.Enge	Reiter Engineering	Chevrolet Camaro GT	14	1:21.872	0.785	0.003	151,3	12:20:22
11	3 M.Ragginger/J.van Lagen	GW IT Racing Team Schütz Motors	Porsche 911 GT3 R	26	1:21.872	0.785		151,3	12:50:05
12	5 M.Farnbacher/N.Morcom	Farnbacher Racing	Porsche 911 GT3 R	15	1:21.895	0.808	0.023	151,3	12:22:25
13	22 N.Bastian/J.Alguersuari	ROWE Racing	Mercedes-Benz SLS AMG GT3	24	1:22.099	1.012	0.204	150,9	12:39:32
14	18 T.Seiler(*G*)/J.Bleekemolen	Callaway Competition	Corvette Z06.R GT3	10	1:22.144	1.057	0.045	150,8	12:08:14
15	23 J.Seyffarth/M.Engel	ROWE Racing	Mercedes-Benz SLS AMG GT3	21	1:22.193	1.106	0.049	150,8	12:33:29
16	17 R.Lips(*G*)/L.Marionek	Callaway Competition	Corvette Z06.R GT3	11	1:22.196	1.109	0.003	150,8	12:13:34
17	27 L.Stolz/H.Frentzen	H.T.P. Motorsport	Mercedes-Benz SLS AMG GT3	12	1:22.233	1.146	0.037	150,7	12:18:13
18	2 P.Assenheimer/D.Alessi	Callaway Competition	Corvette Z06.R GT3	27	1:22.303	1.216	0.070	150,6	12:43:33
19	16 R.Frey/P.Geipel	YACO Racing	Audi R8 LMS ultra	30	1:22.339	1.252	0.036	150,5	12:48:36
20	7 H.Handlos(*G*)/A.Renauer	TONINO Team Herberth	Porsche 911 GT3 R	16	1:22.509	1.422	0.170	150,2	12:35:02
21	9 F.Scholze(*G*)/D.Jöst(*G*)	TONINO Team Herberth	Porsche 911 GT3 R	11	1:22.636	1.549	0.127	149,9	12:15:06
22	12 S.Ogier/M.Winkelhock	Prosperia C. Abt Racing	Audi R8 LMS ultra	7	1:22.648	1.561	0.012	149,9	12:04:52
23	14 F.Spengler/M.Asmer	MRS GT-Racing	McLaren MP4-12C GT3	24	1:22.944	1.857	0.296	149,4	12:39:57
24	8 R.Renauer/N.Siedler	TONINO Team Herberth	Porsche 911 GT3 R	4	1:23.369	2.282	0.425	148,6	12:01:57
25	4 A.Wossos(*G*)/W.Nathan(*G*)	GW IT Racing Team Schütz Motors	Porsche 911 GT3 R	25	1:23.896	2.809	0.527	147,7	12:37:44

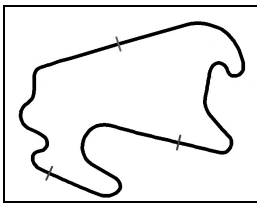
(*G*) marks the gentlemen driver

Subject to final scrutineering!

Publications Time:

Clerk of the course:

Time Keeping:



ADAC GT Masters

Lap analysis Free Practice 2



Provisional

Lausitzring, Length: 3442 m

Air temperature: 28.8°C

Track temperature: 41.0°C

Weather condition: Dry



Reg. Nr.: 153/14

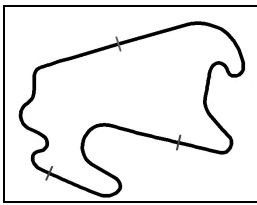
Friday 23.5.2014 11:50

Lap	Time	SE1	SP1	SE2	SP2	SE3	SP3	TSP	Lap	Time	SE1	SP1	SE2	SP2	SE3	SP3	TSP
1 Daniel Keilwitz, DEU/ Oliver Gavin, GBR									theoretical besttime: 1:21.087								
1	2:48.921	1:42.178	164	27.266	164	39.477	239		13	5:02.370	3:50.757	153	26.796	187	44.817	215	
2	1:45.792	28.033	180	23.397	181	54.362		247	14	1:38.014	30.112	136	25.515	174	42.387	240	231
3	21:47.388	20:49.039	133	22.780	222	35.569	242		15	1:21.858	26.291	180	21.695	224	33.872	241	249
4	1:23.226	26.688	180	21.818	223	34.720	243	247	16	1:21.087	26.018	180	21.339	225	33.730	241	251
5	1:25.949	29.261	176	22.247	224	34.441	241	249	17	1:29.293	26.038	181	21.625	225	41.630		251
6	1:22.219	26.270	179	21.764	227	34.185	243	251	18	3:00.462	2:02.930	179	21.426	227	36.106	242	
7	1:30.195	26.559	177	21.574	226	42.062		250	19	1:21.840	26.319	180	21.470	226	34.051	242	251
8	3:53.351	2:57.442	179	21.640	225	34.269	242		20	1:21.850	26.136	182	21.720	229	33.994	242	252
9	1:29.613	27.584	175	26.346	133	35.683	241	251	21	1:22.362	26.255	179	21.842	226	34.265	242	252
10	1:22.334	26.398	179	21.724	225	34.212	241	250	22	1:21.720	26.248	182	21.515	227	33.957	241	252
11	1:22.571	26.232	179	21.660	224	34.679	242	252	23	1:30.526	26.724	179	21.993	227	41.809		250
12	1:32.285	26.238	178	22.325	222	43.722		251									

Lap	Time	SE1	SP1	SE2	SP2	SE3	SP3	TSP	Lap	Time	SE1	SP1	SE2	SP2	SE3	SP3	TSP
2 Patrick Assenheimer, DEU/ Diego Alessi, ITA									theoretical besttime: 1:22.063								
1	2:19.991	1:16.553	174	26.631	127	36.807	237		17	1:34.318	32.238	137	23.672	189	38.408	241	249
2	1:26.480	27.287	179	22.122	221	37.071	237	248	18	1:23.892	26.895	179	22.329	223	34.668	241	251
3	1:42.950	29.400	137	25.312	154	48.238		247	19	1:22.667	26.597	179	21.879	224	34.191	242	251
4	4:26.739	3:28.670	176	22.235	222	35.834	240		20	1:35.522	26.619	179	21.544	226	47.359		252
5	1:23.988	27.248	180	22.000	223	34.740	241	251	21	3:23.355	2:25.661	150	22.546	224	35.148	242	
6	1:23.389	27.066	178	21.656	223	34.667	241	251	22	1:22.337	26.378	180	21.670	222	34.289	241	251
7	1:25.910	28.884	142	22.359	224	34.667	241	250	23	1:26.189	26.347	181	22.719	180	37.123	242	250
8	1:24.548	28.031	178	21.693	223	34.824	242	252	24	1:29.269	26.914	180	21.765	225	40.590		251
9	1:31.714	27.057	180	21.731	223	42.926		252	25	5:10.302	4:07.712	165	23.365	191	39.225	240	
10	4:04.424	3:05.063	175	23.348	218	36.013	240		26	1:22.631	26.703	180	21.554	225	34.374	242	250
11	1:24.261	27.427	179	21.979	220	34.855	240	249	27	1:22.303	26.446	180	21.685	225	34.172	243	252
12	1:23.577	27.581	180	21.581	224	34.415	240	249	28	1:28.953	26.485	180	22.122	223	40.346		253
13	1:22.589	26.647	180	21.742	222	34.200	241	250	29	2:29.808	1:32.740	179	22.238	223	34.830	241	
14	1:40.885	26.958	180	21.773	224	52.154	214	251	30	1:24.202	27.409	177	21.896	225	34.897	242	251
15	1:32.579	27.961	181	21.808	223	42.810		228	31	1:23.209	26.786	180	21.790	223	34.633	241	251
16	3:26.537	2:18.467	125	28.830	123	39.240	240		32	1:34.870	27.550	179	22.401	211	44.919		251

Lap	Time	SE1	SP1	SE2	SP2	SE3	SP3	TSP	Lap	Time	SE1	SP1	SE2	SP2	SE3	SP3	TSP
3 Martin Ragginger, AUT/ Jaap van Lagen, NLD									theoretical besttime: 1:21.682								
1	2:34.193	1:35.662	169	22.323	215	36.208	230		15	8:36.669	7:39.490	170	22.579	213	34.600	229	
2	1:28.767	26.995	173	21.905	217	39.867	229	238	16	1:23.079	26.502	173	22.000	205	34.577	231	238
3	1:48.067	31.601	113	28.112	179	48.354		238	17	1:22.400	26.295	173	21.580	216	34.525	230	240
4	5:03.160	4:05.989	170	22.086	215	35.085	230		18	1:22.210	26.234	173	21.644	218	34.332	231	240
5	1:26.313	27.338	173	21.775	216	37.200	232	239	19	1:33.178	27.272	172	22.293	199	43.613		241
6	1:22.724	26.545	173	21.508	217	34.671	231	241	20	4:14.388	3:18.369	171	21.686	215	34.333	230	
7	1:24.023	26.521	174	22.475	213	35.027	231	241	21	1:22.161	26.354	173	21.665	217	34.142	231	239
8	1:32.350	27.480	172	21.761	217	43.109		242	22	1:22.004	26.359	173	21.563	219	34.082	233	240
9	8:02.129	6:57.376	168	24.696	110	40.057	228		23	1:22.377	26.476	172	21.684	218	34.217	233	243
10	1:23.851	26.751	173	21.537	215	35.563	230	237	24	1:30.747	26.774	172	21.944	216	42.029		242
11	1:22.386	26.296	173	21.586	216	34.504	230	240	25	2:36.214	1:35.145	171	26.159	187	34.910	232	
12	1:26.769	26.769	172	21.715	217	38.285	233	240	26	1:21.872	26.385	173	21.501	217	33.986	232	241
13	1:22.645	26.195	174	21.527	216	34.923	231	242	27	1:32.855	28.088	170	22.166	215	42.601		241
14	1:41.265	36.509	186	22.342	217	42.414		240									

Lap	Time	SE1	SP1	SE2	SP2	SE3	SP3	TSP	Lap	Time	SE1	SP1	SE2	SP2	SE3	SP3	TSP
4 Antonios Wossos, GRC/ Wolf Nathan, NLD									theoretical besttime: 1:23.582								
1	4:18.698	3:00.885	95	27.014	158	50.799			18	1:24.091	27.041	173	22.018	217	35.032	231	241
2	6:34.835	5:35.048	163	23.495	211	36.292	227		19	1:24.775	27.352	171	22.355	216	35.068	231	239
3	1:28.562	27.837	171	23.892	213	36.833	230	236	20	1:23.955	26.901	172	22.141	215	34.913	231	240
4	1:26.523	28.262	172	22.468	213	35.793	229	239	21	1:25.993	28.263	171	22.374	216	35.356	232	240
5	1:26.815	27.902	172	23.102	209	35.811	231	239	22	1:24.255	26.969	173	22.198	216	35.088	232	241
6	1:26.056	27.872	171	22.644	215	35.540	231	239	23	1:24.065	26.972	172	22.017	217	35.076	231	240
7	1:26.238	28.342	171	22.553	215	35.343	231	239	24	1:24.164	26.918	173	21.971	216	35.275	231	239
8	1:25.250	27.618	173	22.423	215	35.209	231	239	25	1:23.896	26.723	172	22.158	216	35.015	231	239
9	1:26.377	28.774	173	22.184	216	35.419	231	240	26	1:24.005	27.058	172	21.952	216	34.995	232	240
10	1:24.844	27.578	173	22.319	216	34.947	231	240	27	1:32.462	27.023	173	22.269	214	43.170		240
11	1:24.734	27.440	172	22.327	216	34.967	230	240	28	3:25.089	2:27.348	172	22.515	215	35.226	231	



ADAC GT Masters

Lap analysis Free Practice 2



Provisional

Lausitzring, Length: 3442 m

Air temperature: 28.8°C

Track temperature: 41.0°C

Weather condition: Dry

DMSB Reg. Nr.: 153/14
Deutscher Motor Sport Bund e.V.

Friday 23.5.2014 11:50

Lap	Time	SE1	SP1	SE2	SP2	SE3	SP3	TSP	Lap	Time	SE1	SP1	SE2	SP2	SE3	SP3	TSP
12	1:24.430	27.306	173	22.185	216	34.939	231	240	29	1:24.486	27.093	174	22.362	215	35.031	232	240
13	1:33.293	27.750	173	22.048	216	43.495		238	30	1:25.013	27.236	173	22.610	213	35.167	233	240
14	5:25.668	4:26.524	168	23.378	209	35.766	231		31	1:24.189	26.984	173	22.172	216	35.033	231	240
15	1:26.799	28.485	172	22.706	213	35.608	230	239	32	1:24.706	26.717	173	22.105	216	35.884	231	239
16	1:25.168	27.568	172	22.217	215	35.383	232	240	33	1:25.026	26.790	173	22.411	211	35.825	232	240
17	1:24.913	27.488	171	22.275	217	35.150	233	241	34	1:52.618	32.095	134	27.238	137	53.285		214

5 Mario Farnbacher, DEU/ Nathan Morcom, AUS

theoretical besttime: 1:21.805

1	1:53.608	48.844	151	24.957	182	39.807	232		16	1:29.014	26.229	175	21.557	218	41.228		243
2	1:23.217	26.662	174	21.888	217	34.667	233	240	17	3:17.191	2:19.161	171	22.640	217	35.390	233	
3	1:39.620	26.700	174	22.368	155	50.552		242	18	1:24.065	27.421	173	21.859	220	34.785	233	241
4	5:10.748	4:13.196	172	22.085	217	35.467	234		19	1:23.406	26.864	174	21.736	219	34.806	234	242
5	1:22.752	26.500	174	21.718	218	34.534	236	244	20	1:22.799	26.278	176	21.748	219	34.773	235	243
6	1:26.310	26.477	174	21.729	218	38.104	234	245	21	1:32.588	26.517	174	21.945	220	44.126		244
7	1:23.055	26.647	175	21.584	218	34.824	234	243	22	6:01.734	5:04.171	163	22.509	217	35.054	233	
8	1:30.414	26.522	174	21.629	218	42.263		244	23	1:23.719	26.733	174	22.113	217	34.873	233	242
9	4:57.784	4:00.207	174	21.801	216	35.776	234		24	1:23.112	26.754	175	21.650	219	34.708	235	242
10	1:22.651	26.520	175	21.667	219	34.464	234	242	25	1:23.219	26.717	174	21.786	220	34.716	234	244
11	1:22.426	26.309	175	21.601	218	34.516	233	242	26	1:34.365	27.597	171	22.742	217	44.026		243
12	1:29.961	26.437	174	21.783	218	41.741		241	27	4:11.171	3:12.679	154	23.479	217	35.013	234	
13	4:38.722	3:37.972	94	25.133	168	35.617	232		28	1:23.523	26.807	174	21.906	219	34.810	234	242
14	1:21.971	26.145	175	21.518	219	34.308	234	241	29	1:34.252	27.344	173	21.946	218	44.962		242
15	1:21.895	26.070	175	21.427	220	34.398	234	242									

6 Philipp Frommenwiler, CHE/ Sebastian Asch, DEU

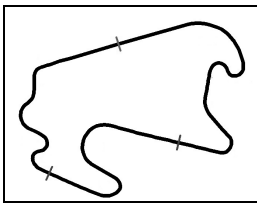
theoretical besttime: 1:21.444

1	10:00.500	-	-	-	-	-	-		15	4:32.870	-	-	-	-	-	-	
2	1:23.526	-	-	-	-	-	-		16	1:22.970	-	-	-	-	-	-	
3	1:22.951	-	-	-	-	-	-		17	1:22.758	-	-	-	-	-	-	
4	1:32.741	-	-	-	-	-	-		18	1:23.081	-	-	-	-	-	-	
5	4:52.247	-	-	-	-	-	-		19	1:31.516	-	-	-	-	-	-	
6	1:22.467	-	-	-	-	-	-		20	3:35.734	2:38.702	169	22.078	219	34.954	234	
7	1:22.642	-	-	-	-	-	-		21	1:21.755	26.217	174	21.402	219	34.136	234	243
8	1:32.139	-	-	-	-	-	-		22	1:21.444	26.107	175	21.334	219	34.003	235	244
9	3:55.197	-	-	-	-	-	-		23	1:22.592	26.411	174	21.786	219	34.395	237	244
10	1:24.205	-	-	-	-	-	-		24	1:30.368	26.677	174	21.548	219	42.143		245
11	1:21.926	-	-	-	-	-	-		25	3:16.031	2:17.130	175	23.491	185	35.410	235	
12	1:23.877	-	-	-	-	-	-		26	1:23.058	26.534	174	21.738	220	34.786	235	244
13	1:22.755	-	-	-	-	-	-		27	1:22.126	26.199	175	21.575	219	34.352	235	244
14	1:33.332	-	-	-	-	-	-		28	1:32.111	26.630	175	22.834	218	42.647		244

7 Herbert Handlos, AUT/ Alfred Renauer, DEU

theoretical besttime: 1:22.477

1	2:04.787	1:03.137	158	24.461	183	37.189	230		14	1:24.028	26.481	173	21.816	221	35.731	233	242
2	5:50.634	27.869	172	22.879	215	4:59.886		238	15	1:23.086	26.427	175	21.979	219	34.680	233	241
3	14:54.972	13:56.006	169	23.088	211	35.878	229		16	1:22.509	26.459	174	21.593	221	34.457	234	243
4	1:24.704	27.292	172	22.085	216	35.327	230	235	17	1:45.125	34.378	191	23.201	215	47.546		243
5	1:24.742	27.372	173	21.893	216	35.477	231	239	18	5:11.254	4:11.970	169	22.533	204	36.751	232	
6	1:24.121	27.112	174	21.980	218	35.029	234	242	19	1:23.904	26.741	174	22.131	218	35.032	232	239
7	1:24.021	26.851	174	22.007	218	35.163	233	240	20	1:24.295	26.759	173	22.447	217	35.089	233	239
8	1:34.019	27.246	171	22.535	209	44.238		240	21	1:25.982	27.640	173	22.011	206	36.331	231	239
9	3:33.593	2:36.358	171	22.003	218	35.232	233		22	1:23.864	26.870	173	22.058	218	34.936	232	240
10	1:23.885	27.022	173	21.911	219	34.952	235	243	23	1:23.957	26.903	174	21.970	219	35.084	233	240
11	1:32.805	27.598	170	22.224	217	42.983		245	24	1:23.690	26.806	174	22.090	216	34.794	232	239
12	2:54.954	1:50.102	154	27.260	165	37.592	233		25	1:41.430	30.446	150	24.794	171	46.190		238
13	1:25.131	27.045	172	22.205	215	35.881	232	241									



ADAC GT Masters

Lap analysis Free Practice 2



Provisional

Lausitzring, Length: 3442 m

Air temperature: 28.8°C

Track temperature: 41.0°C

Weather condition: Dry



Reg. Nr.: 153/14

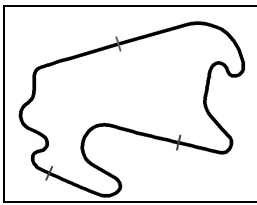
Friday 23.5.2014 11:50

Lap	Time	SE1	SP1	SE2	SP2	SE3	SP3	TSP	Lap	Time	SE1	SP1	SE2	SP2	SE3	SP3	TSP
8 Robert Renauer, DEU/ Norbert Siedler, AUT									theoretical besttime: 1:22.247								
1	3:41.181	2:30.549	113	29.362	184	41.270	229		4	1:23.369	27.027	173	21.909	216	34.433	232	240
2	1:45.180	27.651	156	28.212	141	49.317		238	5	1:32.217	26.290	173	21.524	216	44.403		241
3	5:07.264	4:00.080	109	27.882	156	39.302	230										

Lap	Time	SE1	SP1	SE2	SP2	SE3	SP3	TSP	Lap	Time	SE1	SP1	SE2	SP2	SE3	SP3	TSP
9 Florian Scholze, DEU/ Dominik Jöst, DEU									theoretical besttime: 1:22.483								
1	2:19.261	1:17.480	170	25.283	174	36.498	231		16	1:22.987	26.618	173	21.803	220	34.566	235	244
2	1:24.959	27.440	174	21.815	207	35.704	232	240	17	1:31.563	26.994	174	22.308	220	42.261		244
3	1:43.853	28.701	164	25.166	143	49.986		241	18	4:31.442	3:33.039	171	23.102	216	35.301	234	
4	4:29.759	3:32.487	173	22.032	219	35.240	235		19	1:23.944	27.548	173	21.781	219	34.615	236	243
5	1:25.754	28.170	172	21.878	220	35.706	234	244	20	1:25.562	28.336	173	22.201	218	35.025	235	244
6	1:24.173	26.911	174	22.408	219	34.854	234	244	21	1:24.008	27.060	174	22.147	219	34.801	235	243
7	1:23.758	27.130	173	21.592	219	35.036	235	244	22	1:25.094	27.185	174	23.005	220	34.904	235	243
8	1:24.111	27.053	172	21.956	220	35.102	236	245	23	1:23.296	26.808	174	21.883	220	34.605	236	243
9	1:31.913	26.819	175	22.236	211	42.858		245	24	1:42.428	33.105	174	23.595	217	45.728		244
10	6:35.813	5:37.016	170	23.254	214	35.543	231		25	7:08.540	6:10.987	166	22.369	217	35.184	232	
11	1:22.636	26.537	173	21.545	220	34.554	233	240	26	1:24.581	26.980	174	21.989	219	35.612	234	241
12	1:23.136	26.782	175	21.902	219	34.452	234	242	27	1:43.330	45.962	173	22.283	218	35.085	234	242
13	1:23.343	27.002	173	21.852	219	34.489	234	243	28	1:28.389	30.037	173	22.311	218	36.041	235	241
14	1:24.988	28.148	174	21.912	220	34.928	235	243	29	1:27.649	29.510	135	22.904	217	35.235	234	243
15	1:23.062	26.486	175	22.108	217	34.468	235	243	30	1:33.044	27.027	175	22.243	218	43.774		241

Lap	Time	SE1	SP1	SE2	SP2	SE3	SP3	TSP	Lap	Time	SE1	SP1	SE2	SP2	SE3	SP3	TSP
10 Kelvin van der Linde, ZAF/ Rene Rast, DEU									theoretical besttime: 1:21.691								
1	1:41.767	39.649	169	23.985	141	38.133	227		18	1:22.369	26.399	171	21.768	216	34.202	231	239
2	1:23.174	26.669	172	21.849	215	34.656	227	235	19	1:21.807	26.039	173	21.575	217	34.193	230	240
3	1:35.772	26.395	173	21.780	206	47.597		235	20	1:29.876	26.331	171	21.681	216	41.864		238
4	6:15.200	5:18.613	170	21.798	215	34.789	229		21	4:03.534	3:03.669	169	22.146	215	37.719	229	
5	1:23.353	26.389	172	21.602	215	35.362	229	239	22	1:22.883	26.419	173	21.937	215	34.527	230	238
6	1:22.768	26.386	172	21.912	215	34.470	229	238	23	1:27.197	26.847	172	22.736	189	37.614	229	238
7	1:22.771	26.587	172	21.612	216	34.572	231	239	24	1:22.941	26.420	171	21.978	217	34.543	231	239
8	1:30.514	26.294	172	21.745	215	42.475		239	25	1:22.790	26.300	172	21.871	216	34.619	230	240
9	3:42.247	2:46.089	172	21.718	215	34.440	231		26	1:29.981	26.168	173	21.722	217	42.091		239
10	1:22.946	26.308	173	21.753	213	34.885	230	239	27	4:30.059	3:26.708	170	21.775	215	41.576		
11	1:22.632	26.313	172	21.870	215	34.449	229	238	28	2:13.295	1:16.607	171	21.780	214	34.908	228	
12	1:22.398	26.231	173	21.681	217	34.486	230	238	29	1:22.360	26.037	174	21.823	216	34.500	230	237
13	1:22.567	26.347	174	21.699	215	34.521	230	238	30	1:22.901	26.600	172	21.791	215	34.510	230	239
14	1:22.855	26.278	174	21.827	215	34.750	230	239	31	1:22.692	26.127	173	21.928	214	34.637	230	240
15	1:29.691	26.312	173	21.724	216	41.655		239	32	1:22.510	26.263	173	21.688	216	34.559	229	239
16	3:28.375	2:17.264	123	31.478	148	39.633	229		33	1:29.096	25.963	174	21.702	216	41.431		238
17	1:22.168	26.430	173	21.461	217	34.277	229	237									

Lap	Time	SE1	SP1	SE2	SP2	SE3	SP3	TSP	Lap	Time	SE1	SP1	SE2	SP2	SE3	SP3	TSP
11 Fabian Hamprecht, DEU/ Nicki Thiim, DNK									theoretical besttime: 1:21.783								
1	1:51.989	47.441	118	25.669	186	38.879	226		18	2:24.965	1:28.142	172	21.951	215	34.872	228	
2	1:22.542	26.337	170	21.599	214	34.606	226	234	19	1:23.958	26.448	173	22.335	214	35.175	229	236
3	1:39.360	26.314	172	21.828	171	51.218		235	20	1:23.261	26.632	172	21.860	215	34.769	229	237
4	5:32.217	4:24.482	160	24.118	135	43.617	226		21	1:28.781	27.483	115	26.105	212	35.193	228	237
5	1:24.011	26.206	170	21.487	215	36.318	228	235	22	1:23.149	26.594	171	21.894	216	34.661	228	237
6	1:22.397	26.301	171	21.497	215	34.599	227	237	23	1:23.811	26.495	173	22.277	213	35.039	228	237
7	1:22.551	26.258	171	21.556	215	34.737	229	236	24	1:30.322	26.454	173	21.702	215	42.166		237
8	1:25.656	26.710	170	23.161	194	35.785	229	239	25	2:23.255	1:26.634	170	21.934	214	34.687	226	
9	1:22.203	26.223	170	21.574	214	34.406	228	237	26	1:22.368	26.295	171	21.610	216	34.463	227	235
10	1:29.456	26.225	171	21.773	213	41.458		236	27	1:26.891	26.382	172	21.728	204	38.781	228	236
11	2:56.180	1:58.892	170	21.918	213	35.370	226		28	1:24.601	26.228	172	22.031	208	36.342	227	236
12	1:24.064	26.837	173	22.204	214	35.023	227	235	29	1:46.030	38.804	168	24.321	209	42.905		236
13	1:23.218	26.516	172	21.705	215	34.997	227	235	30	2:29.875	1:24.467	168	27.789	148	37.619	228	
14	1:22.751	26.451	173	21.679	214	34.621	228	236	31	1:22.226	26.129	172	21.608	216	34.489	228	236
15	1:23.588	26.399	174	21.970	215	35.219	230	238	32	1:21.869	26.122	172	21.511	216	34.236	228	237
16	1:23.220	26.565	173	21.882	216	34.773	230	239	33	1:28.808	26.060	172	21.660	214	41.088		236
17	1:31.080	26.450	173	21.792	217	42.838	240		34	2:26.291	1:21.459	167	22.126	215	42.706		



ADAC GT Masters

Lap analysis Free Practice 2

Provisional



Lausitzring, Length: 3442 m

Air temperature: 28.8°C

Track temperature: 41.0°C

Weather condition: Dry

DMSB Reg. Nr.: 153/14
Deutscher Motor Sport Bund e.V.

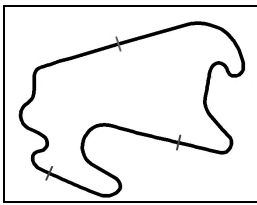
Friday 23.5.2014 11:50

Lap	Time	SE1	SP1	SE2	SP2	SE3	SP3	TSP	Lap	Time	SE1	SP1	SE2	SP2	SE3	SP3	TSP
12 Sebastien Ogier, FRA/ Markus Winkelhock, DEU									theoretical besttime: 1:22.426								
1	1:35.919	38.117	168	22.535	209	35.267	227		6	1:23.289	26.328	172	21.592	215	35.369	227	237
2	1:23.004	26.698	171	21.666	215	34.640	227	235	7	1:22.648	26.452	173	21.602	215	34.594	229	236
3	1:38.163	26.604	173	21.710	216	49.849		236	8	1:32.530	26.421	172	21.904	214	44.205		237
4	6:06.209	5:09.206	170	21.718	214	35.285	227		9	4:44.538	3:07.059	170	31.534	71	1:05.945		
5	1:23.300	26.240	172	22.272	214	34.788	228	236									

Lap	Time	SE1	SP1	SE2	SP2	SE3	SP3	TSP	Lap	Time	SE1	SP1	SE2	SP2	SE3	SP3	TSP
14 Florian Spengler, DEU/ Marko Asmer, EST									theoretical besttime: 1:22.821								
1	1:46.575	46.978	167	23.414	212	36.183	231		16	1:32.795	27.200	173	22.402	217	43.193		241
2	1:24.549	27.193	174	22.115	215	35.241	231	239	17	6:51.494	5:50.373	164	23.938	155	37.183	231	
3	1:37.265	26.741	175	21.801	214	48.723		240	18	1:23.281	26.613	174	21.828	216	34.840	232	239
4	5:23.837	4:21.925	168	23.291	171	38.621	231		19	1:22.975	26.534	174	21.845	217	34.596	231	240
5	1:23.756	26.720	173	21.925	215	35.111	231	239	20	1:25.217	26.874	172	22.674	216	35.669	231	240
6	1:23.491	26.689	173	21.703	216	35.099	232	240	21	1:33.725	28.824	155	26.275	136	38.626	231	240
7	1:23.907	26.918	173	21.719	216	35.270	232	240	22	1:24.714	26.854	171	22.028	216	35.832	236	240
8	1:24.331	27.101	173	21.781	217	35.449	233	242	23	1:23.585	26.680	174	21.827	217	35.078	233	242
9	1:24.123	26.814	173	21.961	215	35.348	233	241	24	1:22.944	26.522	173	21.798	217	34.624	234	241
10	1:36.720	29.240	170	23.913	215	43.567		241	25	1:33.720	27.258	173	22.471	216	43.991		242
11	7:01.056	6:02.253	165	22.729	179	36.074	231		26	4:49.618	3:52.458	168	21.983	217	35.177	230	
12	1:29.576	28.600	157	24.099	190	36.877	233	240	27	1:23.986	27.227	174	21.886	217	34.873	232	239
13	1:24.197	27.283	173	21.846	217	35.068	233	242	28	1:23.559	26.820	174	21.937	217	34.802	231	241
14	1:25.975	27.792	174	21.808	217	36.375	230	241	29	1:25.156	27.926	172	22.176	218	35.054	232	241
15	1:27.352	29.199	171	22.324	217	35.829	232	240	30	1:33.031	26.996	175	22.268	218	43.767		241

Lap	Time	SE1	SP1	SE2	SP2	SE3	SP3	TSP	Lap	Time	SE1	SP1	SE2	SP2	SE3	SP3	TSP
16 Rahel Frey, CHE/ Philip Geipel, DEU									theoretical besttime: 1:21.984								
1	1:58.416	49.879	155	28.923	153	39.614	227		17	1:23.055	26.566	171	21.765	216	34.724	228	237
2	1:23.731	26.771	172	22.008	212	34.952	228	236	18	1:30.096	26.698	170	21.874	214	41.524		236
3	1:39.926	27.439	170	23.630	184	48.857		237	19	6:12.611	5:04.880	123	28.805	159	38.926	226	
4	6:11.504	5:13.351	167	22.493	211	35.660	227		20	1:22.700	26.511	172	21.664	214	34.525	226	232
5	1:29.472	30.739	167	22.204	214	36.529	227	235	21	1:22.478	26.222	172	21.609	216	34.647	227	234
6	1:23.594	27.109	171	21.745	217	34.740	228	235	22	1:22.560	26.235	170	21.664	216	34.661	229	235
7	1:23.101	26.705	172	21.676	212	34.720	229	238	23	1:22.699	26.224	170	21.635	217	34.840	228	238
8	1:34.754	28.393	170	22.190	210	44.171		239	24	1:28.639	26.078	172	21.728	215	40.833		236
9	4:00.598	2:59.095	164	24.211	177	37.292	228		25	2:55.990	1:56.657	160	23.204	210	36.129	228	
10	1:23.553	26.787	170	21.887	213	34.879	228	236	26	1:23.164	26.626	172	21.809	214	34.729	229	236
11	1:22.776	26.528	172	21.717	213	34.531	229	236	27	1:22.877	26.609	172	21.588	215	34.680	230	237
12	1:23.031	26.523	171	21.749	215	34.759	229	238	28	1:30.581	26.675	172	25.580	193	38.326	228	238
13	1:33.325	27.970	170	22.543	215	42.812		236	29	1:22.774	26.793	173	21.570	215	34.411	229	237
14	3:00.916	2:03.856	166	22.123	214	34.937	227		30	1:22.339	26.232	173	21.560	215	34.547	229	238
15	1:22.864	26.599	171	21.732	214	34.533	227	236	31	1:25.653	28.153	169	22.521	212	34.979	228	239
16	1:22.671	26.236	173	21.495	214	34.940	228	236	32	1:31.626	26.614	173	21.641	214	43.371		237

Lap	Time	SE1	SP1	SE2	SP2	SE3	SP3	TSP	Lap	Time	SE1	SP1	SE2	SP2	SE3	SP3	TSP
17 Remo Lips, CHE/ Lennart Marioneck, DEU									theoretical besttime: 1:22.012								
1	2:02.723	1:04.145	173	23.127	217	35.451	237		16	1:22.810	26.647	177	21.755	221	34.408	237	247
2	1:23.751	26.972	177	22.027	221	34.752	238	245	17	1:22.776	26.676	176	21.552	223	34.548	239	248
3	1:38.819	27.352	178	23.895	185	47.572		246	18	1:23.315	26.849	177	22.079	223	34.387	238	247
4	5:38.823	4:15.815	93	42.018		40.990	237		19	1:23.977	27.455	177	22.000	223	34.522	238	247
5	1:23.696	26.621	178	22.268	222	34.807	238	246	20	1:23.126	26.621	178	21.898	224	34.607	239	247
6	1:23.449	26.839	178	21.963	222	34.647	238	248	21	1:22.812	26.621	178	21.738	222	34.453	240	248
7	1:44.029	26.624	179	21.661	223	55.744		248	22	1:23.417	26.467	179	21.984	223	34.966	238	248
8	4:10.055	3:11.044	173	23.163	216	35.848	240		23	1:30.519	26.981	178	21.975	223	41.563		247
9	1:23.933	26.749	179	21.900	222	35.284	240	248	24	2:31.759	1:35.213	177	21.658	224	34.888	238	
10	1:22.536	26.482	179	21.660	224	34.394	240	249	25	1:23.190	26.909	177	21.762	223	34.519	239	247
11	1:22.196	26.296	179	21.713	224	34.187	240	248	26	1:24.332	27.917	176	21.810	224	34.605	237	248
12	1:22.281	26.273	179	21.760	224	34.248	238	248	27	1:23.096	27.004	178	21.696	223	34.396	238	248
13	1:29.040	26.581	180	21.567	223	40.892		246	28	1:22.924	26.793	178	21.722	225	34.409	240	248
14	4:50.101	3:52.947	173	22.316	219	34.838	238		29	1:32.501	27.858	177	21.985	223	42.658		248
15	1:22.689	26.659	178	21.595	223	34.435	238	246									



ADAC GT Masters

Lap analysis Free Practice 2



Provisional

DMSB Reg. Nr.: 153/14
Deutscher Motor Sport Bund e.V.

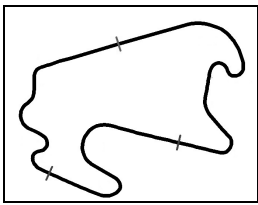
Lausitzring, Length: 3442 m
Air temperature: 28.8°C
Track temperature: 41.0°C
Weather condition: Dry

Friday 23.5.2014 11:50

Lap	Time	SE1	SP1	SE2	SP2	SE3	SP3	TSP	Lap	Time	SE1	SP1	SE2	SP2	SE3	SP3	TSP
18 Toni Seiler, CHE/ Jeroen Bleekemolen, NLD									theoretical besttime: 1:21.671								
1	2:38.617	1:38.922	169	23.575	218	36.120	237		18	3:47.875	2:50.454	174	22.579	221	34.842	241	
2	1:26.794	27.042	178	21.876	179	37.876	236	245	19	1:23.763	26.803	178	22.230	223	34.730	240	250
3	1:47.518	30.983	124	27.389	167	49.146		218	20	1:48.291	32.133	113	27.887	148	48.271		248
4	3:57.754	2:57.801	171	24.441	217	35.512	238		21	3:34.932	2:32.391	173	23.537	220	39.004	235	
5	1:22.922	26.880	178	21.714	223	34.328	240	247	22	1:24.377	27.194	178	22.232	222	34.951	240	244
6	1:22.255	26.623	179	21.231	224	34.401	239	248	23	1:23.749	27.042	177	22.127	224	34.580	240	249
7	1:22.276	26.609	178	21.449	224	34.218	240	247	24	1:23.778	27.022	178	22.180	223	34.576	240	249
8	1:23.814	26.515	179	21.364	224	35.935	241	250	25	1:24.020	26.762	179	22.498	223	34.760	241	249
9	1:30.161	27.808	141	24.374	172	37.979	242	250	26	1:24.032	27.340	177	22.082	223	34.610	240	250
10	1:22.144	26.611	179	21.478	223	34.055	241	250	27	1:33.029	27.289	176	22.160	223	43.580		249
11	1:34.831	28.557	176	22.810	219	43.464		250	28	2:22.545	1:23.949	173	22.884	223	35.712	242	
12	4:36.204	3:34.126	167	25.342	211	36.736	193		29	1:26.794	28.693	123	23.121	223	34.980	243	251
13	1:28.254	30.272	141	22.836	219	35.146	241	201	30	1:25.404	28.262	176	22.578	223	34.564	239	252
14	1:23.967	26.874	178	22.185	221	34.908	240	250	31	1:22.256	26.828	177	21.479	226	33.949	241	250
15	1:24.081	27.508	178	21.950	223	34.623	240	249	32	1:22.227	26.654	178	21.648	224	33.925	242	250
16	1:23.828	27.019	178	21.905	222	34.904	240	250	33	1:23.132	26.864	178	21.543	225	34.725	240	250
17	1:36.953	27.109	176	23.509	217	46.335		250	34	1:33.402	26.704	179	22.263	221	44.435		249

19 Claudia Hürtgen, DEU/ Dominik Baumann, AUT									theoretical besttime: 1:21.101								
1	1:38.187	37.640	165	23.451	215	37.096	232		17	1:23.397	26.899	175	21.812	219	34.686	234	241
2	1:23.182	26.793	173	21.700	220	34.689	232	238	18	1:30.613	26.827	174	21.702	220	42.084		242
3	1:38.569	26.803	175	22.451	177	49.315		240	19	4:00.712	2:57.979	136	26.183	146	36.550	232	
4	5:12.459	4:13.194	172	22.218	215	37.047	231		20	1:23.056	26.647	175	21.843	217	34.566	234	240
5	1:23.091	26.925	173	21.699	220	34.467	235	241	21	1:22.043	26.478	175	21.282	221	34.283	232	241
6	1:22.677	26.594	174	21.578	219	34.505	232	242	22	1:21.971	26.297	176	21.325	221	34.349	234	243
7	1:22.299	26.493	174	21.483	219	34.323	234	240	23	1:22.461	26.483	175	21.625	222	34.353	235	241
8	1:21.971	26.338	175	21.396	219	34.237	236	243	24	1:22.121	26.374	176	21.480	220	34.267	235	243
9	1:30.419	27.479	174	21.799	217	41.141		244	25	1:32.042	26.170	175	22.607	218	43.265		244
10	5:00.220	3:58.844	99	24.048	195	37.328	234		26	3:48.072	2:41.582	138	29.787	159	36.703	236	
11	1:21.715	26.269	175	21.368	220	34.078	234	241	27	1:22.888	27.564	172	21.443	222	33.881	236	241
12	1:28.879	26.197	175	21.507	220	41.175		241	28	1:22.097	26.374	175	21.517	222	34.206	235	242
13	2:35.286	1:31.216	152	22.158	219	41.912			29	1:21.734	25.938	175	21.429	219	34.367	234	243
14	2:22.828	1:19.773	174	21.757	219	41.298			30	1:23.022	26.231	174	21.488	219	35.303	234	241
15	2:18.757	1:21.420	173	21.779	221	35.558	234		31	1:22.053	26.096	175	21.542	221	34.415	233	241
16	1:25.162	28.381	172	22.046	219	34.735	234	241	32	1:28.654	26.468	174	21.462	222	40.724		242

20 Max Sandritter, DEU/ Jens Klingmann, DEU									theoretical besttime: 1:21.548								
1	1:36.697	36.754	163	22.715	203	37.228	230		19	1:23.259	26.883	175	21.716	218	34.660	231	240
2	1:24.293	27.593	172	21.811	217	34.889	231	237	20	1:29.950	26.923	173	21.695	220	41.332		241
3	1:37.438	26.788	175	21.627	218	49.023		237	21	3:01.650	1:59.147	140	25.587	162	36.916	225	
4	5:01.261	4:04.432	173	21.838	217	34.991	230		22	1:25.025	27.831	173	22.248	215	34.946	233	234
5	1:23.828	27.254	172	21.858	218	34.716	231	236	23	1:23.552	26.496	175	21.428	220	35.628	235	241
6	1:23.013	26.778	175	21.658	217	34.577	233	239	24	1:22.471	26.529	175	21.598	220	34.344	233	239
7	1:32.556	27.894	173	21.678	218	42.984		239	25	1:21.985	26.294	176	21.451	221	34.240	234	241
8	3:16.350	2:18.027	174	21.718	213	36.605	235		26	1:29.687	27.324	174	21.725	220	40.638		242
9	1:22.824	26.666	174	21.718	216	34.440	233	240	27	2:42.060	1:46.140	171	21.680	219	34.240	233	
10	1:22.651	26.556	174	21.685	216	34.410	233	240	28	1:21.982	26.463	175	21.370	220	34.149	234	240
11	1:22.563	26.500	174	21.759	216	34.304	233	240	29	1:21.739	26.029	175	21.467	220	34.243	232	241
12	1:22.834	26.698	175	21.650	218	34.486	232	239	30	1:21.751	26.096	175	21.476	219	34.179	234	241
13	1:22.578	26.358	175	21.613	218	34.607	232	239	31	1:22.933	26.963	173	21.534	219	34.436	234	241
14	1:28.534	26.468	175	21.646	218	40.420		241	32	1:28.524	26.445	174	21.592	218	40.487		242
15	3:14.576	2:16.953	170	22.496	217	35.127	233		33	2:17.281	1:21.134	175	21.503	220	34.644	233	
16	1:23.361	26.769	176	21.614	218	34.978	234	241	34	1:24.192	26.594	175	21.877	218	35.721	234	241
17	1:23.583	26.766	174	21.810	220	35.007	234	241	35	1:27.279	29.828	174	21.587	221	35.864	184	240
18	1:24.740	27.158	173	21.850	221	35.732	232	241	36	1:31.809	29.270	174	21.625	220	40.914		181



ADAC GT Masters

Lap analysis Free Practice 2

Provisional



Lausitzring, Length: 3442 m

Air temperature: 28.8°C

Track temperature: 41.0°C

Weather condition: Dry



Reg. Nr.: 153/14

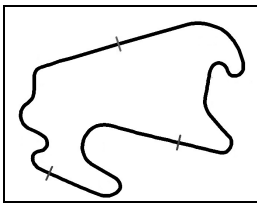
Friday 23.5.2014 11:50

Lap	Time	SE1	SP1	SE2	SP2	SE3	SP3	TSP	Lap	Time	SE1	SP1	SE2	SP2	SE3	SP3	TSP
21	Luca Ludwig, DEU/ Alon Day, ISR									theoretical besttime: 1:21.004							
1	1:42.749	43.957	173	22.997	201	35.795	234		17	1:34.793	26.992	170	23.076	162	44.725	246	
2	1:23.382	27.037	176	21.941	220	34.404	235	243	18	5:46.485	4:46.743	173	24.586	185	35.156	237	
3	1:37.814	26.796	177	21.898	205	49.120		244	19	1:22.049	26.314	177	21.618	221	34.117	238	
4	5:20.404	4:21.477	176	22.352	200	36.575	236		20	1:22.072	26.253	178	21.728	223	34.091	236	
5	1:23.000	26.792	177	21.892	220	34.316	237	245	21	1:21.926	26.054	178	21.666	222	34.206	236	
6	1:22.703	26.388	177	21.850	220	34.465	235	246	22	1:25.530	27.083	176	22.475	204	35.972	236	
7	1:22.813	26.731	177	21.774	221	34.308	236	245	23	1:28.928	28.733	161	22.886	203	37.309	238	
8	1:23.366	26.532	177	21.755	221	35.079	237	246	24	1:22.056	26.173	178	21.673	222	34.210	238	
9	1:22.946	26.639	178	21.790	221	34.517	238	247	25	1:22.039	26.356	176	21.607	222	34.076	237	
10	1:30.438	26.437	178	21.966	218	42.035		247	26	1:32.095	27.639	175	22.001	220	42.455	246	
11	7:06.876	6:07.478	172	23.442	215	35.956	234		27	4:40.254	3:39.688	173	23.414	220	37.152	236	
12	1:24.751	27.828	177	21.992	219	34.931	235	229	28	1:21.443	26.088	177	21.516	222	33.839	238	
13	1:22.096	26.461	178	21.620	221	34.015	236	244	29	1:24.190	26.590	177	21.428	221	36.172	238	
14	1:21.789	26.356	178	21.498	222	33.935	236	245	30	1:21.140	25.772	179	21.535	222	33.833	238	
15	1:21.610	26.234	178	21.463	222	33.913	235	245	31	1:21.283	25.982	179	21.399	223	33.902	238	
16	1:22.008	26.226	178	21.496	223	34.286	236	244	32	1:32.621	28.548	177	22.328	221	41.745	247	

Lap	Time	SE1	SP1	SE2	SP2	SE3	SP3	TSP	Lap	Time	SE1	SP1	SE2	SP2	SE3	SP3	TSP
22	Nico Bastian, DEU/ Jaime Alguersuari, ESP									theoretical besttime: 1:21.899							
1	2:12.287	1:13.772	172	22.932	217	35.583	233		17	1:25.133	27.664	174	22.625	220	34.844	237	
2	1:24.938	27.385	176	22.124	219	35.429	234	242	18	1:22.668	26.681	178	21.637	223	34.350	237	
3	1:46.793	28.147	147	28.167	161	50.479		243	19	1:31.585	26.688	178	21.659	221	43.238	247	
4	8:32.001	7:31.929	173	22.807	217	37.265	234		20	3:35.913	2:38.838	177	21.659	220	35.416	237	
5	1:24.600	27.134	176	22.017	220	35.449	236	244	21	1:22.287	26.328	177	21.599	221	34.360	237	
6	1:24.152	27.316	176	22.014	220	34.822	237	245	22	1:33.750	34.146	172	23.375	199	36.229	237	
7	1:24.180	27.360	176	21.950	220	34.870	238	246	23	1:24.909	27.221	175	22.782	218	34.906	237	
8	1:24.302	27.389	177	22.062	220	34.851	239	248	24	1:22.099	26.413	177	21.467	221	34.219	237	
9	1:23.597	27.360	177	21.818	221	34.419	238	249	25	1:22.680	26.271	177	21.950	217	34.459	238	
10	1:22.930	26.940	178	21.652	221	34.338	236	247	26	1:22.556	26.581	178	21.716	219	34.259	239	
11	1:27.929	26.921	178	21.740	221	39.268	236	246	27	1:34.047	27.442	176	28.388	100	38.217	239	
12	1:23.071	26.678	178	21.743	221	34.650	236	245	28	1:22.994	26.755	177	21.683	220	34.556	238	
13	1:31.324	26.882	176	21.796	221	42.646		245	29	1:22.513	26.403	174	21.661	220	34.449	238	
14	6:25.399	5:21.088	171	24.169	215	40.142	235		30	1:22.258	26.448	176	21.649	222	34.161	238	
15	1:23.663	27.216	176	21.917	220	34.530	236	244	31	1:22.403	26.350	177	21.659	221	34.394	240	
16	1:22.945	26.832	175	21.715	221	34.398	236	246	32	1:30.003	27.307	177	21.713	221	40.983	248	

Lap	Time	SE1	SP1	SE2	SP2	SE3	SP3	TSP	Lap	Time	SE1	SP1	SE2	SP2	SE3	SP3	TSP
23	Jan Seyffarth, DEU/ Maro Engel, DEU									theoretical besttime: 1:22.120							
1	1:44.730	46.016	171	22.914	217	35.800	235		17	1:25.588	27.501	176	22.457	217	35.630	235	
2	1:24.811	27.099	176	22.516	219	35.196	235	243	18	1:22.644	26.357	177	21.771	221	34.516	236	
3	1:36.114	26.913	176	21.897	221	47.304		244	19	1:22.829	26.398	177	21.757	220	34.674	237	
4	5:36.764	4:37.662	173	22.564	218	36.538	234		20	1:24.635	26.592	178	22.341	216	35.702	235	
5	1:24.078	26.796	176	22.244	218	35.038	235	244	21	1:22.193	26.244	177	21.623	220	34.326	235	
6	1:23.877	26.940	176	21.844	219	35.093	236	245	22	1:30.754	26.874	177	22.284	220	41.596	244	
7	1:24.038	27.023	176	21.896	220	35.119	236	245	23	3:15.528	2:18.672	176	22.180	220	34.676	236	
8	1:29.442	27.383	134	24.570	185	37.489	237	246	24	1:23.589	27.255	173	21.812	219	34.522	236	
9	1:23.196	26.675	176	21.804	220	34.717	237	247	25	1:22.519	26.621	175	21.615	219	34.283	235	
10	1:30.027	26.865	176	21.974	220	41.188		246	26	1:22.651	26.579	176	21.749	220	34.323	237	
11	7:13.462	6:14.767	175	22.864	217	35.831	234		27	1:22.884	26.871	175	21.593	220	34.420	237	
12	1:23.017	26.558	177	21.846	220	34.613	236	244	28	1:32.642	28.205	141	26.578	157	37.859	238	
13	1:22.759	26.517	177	21.695	220	34.547	236	244	29	1:23.372	26.558	176	22.350	211	34.464	247	
14	1:22.902	26.506	176	21.777	221	34.619	237	246	30	1:22.912	26.731	175	21.764	220	34.417	236	
15	1:28.796	26.538	176	21.861	221	40.397		246	31	1:22.824	26.537	175	21.728	221	34.559	236	
16	4:43.563	3:43.033	170	24.229	217	36.301	235		32	1:30.085	27.220	174	21.652	220	41.213	245	

Lap	Time	SE1	SP1	SE2	SP2	SE3	SP3	TSP	Lap	Time	SE1	SP1	SE2	SP2	SE3	SP3	TSP
24	Albert von Thurn und Taxis, DEU/ Tomas Enge, CZE									theoretical besttime: 1:21.872							
1	1:56.337	51.079	173	23.879	149	41.379	242		15	1:22.987	27.285	182	21.709	230	33.993	248	
2	1:23.028	26.885	181	21.684	226	34.459	244	251	16	1:22.589	26.775	181	21.619	229	34.195	248	
3	1:38.939	27.175	182	22.043	207	49.721		253	17	1:31.815	27.214	181	22.021	228	42.580	258	
4	5:06.972	4:09.682	180	21.995	226	35.295	245		18	3:37.325	2:34.487	127	25.232	160	37.606	246	
5	1:23.730	27.094	181	22.059	223	34.577	247	255	19	1:28.974	29.371	179	23.529	209	36.074	247	



ADAC GT Masters

Lap analysis Free Practice 2



Provisional

Lausitzring, Length: 3442 m

Air temperature: 28.8°C

Track temperature: 41.0°C

Weather condition: Dry



Reg. Nr.: 153/14

Friday 23.5.2014 11:50

Lap	Time	SE1	SP1	SE2	SP2	SE3	SP3	TSP	Lap	Time	SE1	SP1	SE2	SP2	SE3	SP3	TSP
6	1:23.264	26.639	181	21.960	225	34.665	244	256	20	1:23.828	27.539	181	21.791	229	34.498	247	257
7	1:23.944	27.587	180	21.761	227	34.596	244	254	21	1:26.061	27.578	181	22.319	199	36.164	246	256
8	1:32.161	27.010	181	21.703	229	43.448		255	22	1:24.294	27.331	181	22.107	227	34.856	247	256
9	3:31.163	2:34.606	180	21.806	226	34.751	246		23	1:24.622	27.260	181	22.149	229	35.213	246	256
10	1:23.564	27.119	181	21.777	227	34.668	247	255	24	1:36.567	28.460	176	23.235	226	44.872		257
11	1:23.132	26.650	180	21.865	226	34.617	246	256	25	4:39.314	3:40.000	155	23.262	226	36.052	247	
12	1:30.887	26.765	181	21.962	226	42.160		254	26	1:27.346	28.158	179	23.090	229	36.098	248	256
13	5:23.537	4:26.788	177	22.249	228	34.500	248		27	1:25.570	28.143	179	21.977	227	35.450	248	258
14	1:21.872	26.408	181	21.555	230	33.909	248	257	28	2:01.998	27.179	182	21.635	230	1:13.184		257

26 Maximilian Buhk, DEU/ Maximilian Götz, DEU

theoretical besttime: 1:21.508

1	2:31.365	1:27.626	155	26.276	123	37.463	231		17	4:51.437	3:52.504	172	23.168	216	35.765	236	
2	1:28.065	28.236	175	22.168	217	37.661	229	238	18	1:21.799	26.391	176	21.408	223	34.000	236	244
3	1:49.761	34.247	103	27.202	194	48.312		210	19	1:25.474	27.380	174	22.950	213	35.144	236	244
4	4:06.211	3:07.375	170	22.391	218	36.445	234		20	1:21.580	26.112	178	21.475	222	33.993	237	245
5	1:27.297	28.023	139	23.450	219	35.824	237	243	21	1:29.311	26.107	179	21.714	222	41.490		246
6	1:22.683	26.708	176	21.641	221	34.334	236	246	22	3:37.031	2:40.715	176	21.668	223	34.648	235	
7	1:22.821	26.625	177	21.704	221	34.492	236	245	23	1:22.640	26.708	178	21.564	222	34.368	236	244
8	1:22.529	26.682	178	21.564	222	34.283	238	246	24	1:22.092	26.340	179	21.488	222	34.264	237	245
9	1:22.455	26.555	178	21.612	222	34.288	239	246	25	1:22.290	26.473	178	21.619	221	34.198	238	247
10	1:26.716	27.062	177	23.820	202	35.834	238	248	26	1:21.996	26.409	176	21.425	222	34.162	237	247
11	1:30.615	26.975	177	21.812	222	41.828		247	27	1:21.909	26.212	178	21.477	222	34.220	238	247
12	6:06.929	5:07.332	174	22.265	205	37.332	236		28	1:22.140	26.646	177	21.497	223	33.997	239	247
13	1:23.803	26.423	177	21.724	222	35.656	237	245	29	1:22.390	26.430	178	21.635	222	34.325	239	248
14	1:22.302	26.291	178	21.731	223	34.280	239	246	30	1:21.857	26.265	179	21.507	223	34.085	238	248
15	1:22.568	26.746	178	21.563	223	34.259	238	248	31	1:22.175	26.439	178	21.509	224	34.227	238	247
16	1:30.552	26.652	177	22.378	222	41.522		247	32	1:29.307	26.186	179	21.671	222	41.450		248

27 Luca Stolz, DEU/ Heinz-Harald Frentzen, DEU

theoretical besttime: 1:21.873

1	1:59.356	57.722	167	24.981	180	36.653	233		16	1:36.561	28.017	174	23.403	181	45.141		245
2	1:24.226	27.118	175	21.952	219	35.156	234	240	17	4:42.437	3:44.369	167	22.747	214	35.321	235	
3	1:40.955	27.627	175	22.965	149	50.363		242	18	1:28.208	26.992	173	22.390	219	38.826	235	244
4	5:13.172	4:14.422	169	23.335	215	35.415	233		19	1:23.237	27.048	175	21.843	218	34.346	236	244
5	1:23.545	26.801	174	21.860	219	34.884	235	242	20	1:35.405	28.134	150	26.920	202	40.351	236	244
6	1:23.634	26.734	174	21.888	218	35.012	235	243	21	1:23.729	27.010	175	21.993	202	34.726	235	245
7	1:24.098	26.925	176	21.885	219	35.288	235	243	22	1:29.953	28.854	138	24.295	206	36.804	235	245
8	1:24.994	27.819	173	21.893	218	35.282	236	244	23	1:50.431	39.272	167	25.030	206	46.129		245
9	1:33.745	27.004	175	22.630	211	44.111		245	24	7:36.860	6:27.740	158	27.703	156	41.417	235	
10	8:01.151	7:01.366	159	23.536	157	36.249	233		25	1:24.088	27.620	175	22.139	220	34.329	236	244
11	1:22.274	26.343	176	21.488	220	34.443	234	242	26	1:35.340	29.256	158	29.970	178	36.114	236	245
12	1:22.233	26.285	176	21.479	219	34.469	235	243	27	1:23.385	27.358	172	21.907	221	34.120	237	246
13	1:22.511	26.402	177	21.621	219	34.488	235	244	28	1:22.396	26.502	176	21.785	221	34.109	237	246
14	1:22.317	26.443	174	21.614	219	34.260	235	244	29	1:42.361	29.950	157	25.890	167	46.521		246
15	1:22.489	26.569	176	21.480	221	34.440	236	244									

100 Florian Stoll, DEU/ Daniel Dobitsch, AUT

theoretical besttime: 1:21.563

1	4:32.196	3:13.561	171	24.085	140	54.550			16	1:29.512	26.520	173	21.865	216	41.127		239
2	5:31.279	4:32.867	171	22.101	216	36.311	230		17	4:09.263	3:12.065	172	22.434	215	34.764	230	
3	1:22.925	26.482	174	21.584	217	34.859	231	238	18	1:23.306	26.834	172	21.699	216	34.773	229	237
4	1:22.395	26.405	175	21.527	217	34.463	230	240	19	1:23.585	26.959	174	21.861	216	34.765	233	238
5	1:35.457	26.434	174	23.736	170	45.287		241	20	1:23.486	26.781	173	21.900	216	34.805	232	241
6	4:31.975	3:34.700	171	22.170	213	35.105	228		21	1:31.328	26.388	173	22.070	214	42.870		239
7	1:23.743	27.409	173	21.901	215	34.433	231	238	22	3:19.714	2:15.472	116	28.349	197	35.893	229	
8	1:22.507	26.354	174	21.687	216	34.466	231	240	23	1:22.467	26.520	173	21.647	217	34.300	230	237
9	1:22.904	26.494	175	21.951	215	34.459	229	239	24	1:22.105	26.370	170	21.411	219	34.324	231	239
10	1:23.183	26.330	174	22.068	216	34.785	230	238	25	1:21.582	26.064	175	21.430	217	34.088	231	239
11	1:22.734	26.613	174	21.613	215	34.508	231	238	26	1:38.162	29.599	160	23.485	205	45.078		240
12	1:25.028	26.693	174	22.013	215	36.322	229	241	27	6:04.112	5:02.003	165	24.434	177	37.675	217	
13	1:23.767	26.388	173	22.278	215	35.101	230	238	28	1:35.411	30.359	136	26.579	207	38.473	220	227
14	1:23.584	27.115	173	21.889	215	34.580	230	239	29	1:29.883	29.168	173	23.109	205	37.606	213	232
15	1:22.784	26.298	173	21.708	217	34.778	230	239	30	1:42.944	31.065	143	24.446	177	47.433		189



ADAC GT Masters

Lap analysis Free Practice 2

Provisional



Lausitzring, Length: 3442 m

Air temperature: 28.8°C

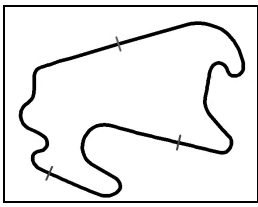
Track temperature: 41.0°C

Weather condition: Dry

DMSB Reg. Nr.: 153/14
Deutscher Motorsport Bund e.V.

Friday 23.5.2014 11:50

Lap	Time	SE1	SP1	SE2	SP2	SE3	SP3	TSP	Lap	Time	SE1	SP1	SE2	SP2	SE3	SP3	TSP
-----	------	-----	-----	-----	-----	-----	-----	-----	-----	------	-----	-----	-----	-----	-----	-----	-----



ADAC GT Masters

Vmax list Free Practice 2

Provisional



Lausitzring, Length: 3442 m

Air temperature: 28.7°C

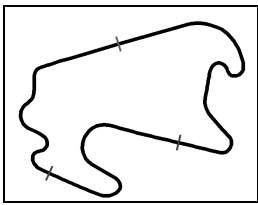
Track temperature: 41.0°C

Weather condition: Dry

DMSB Reg. Nr.: 153/14
Deutscher Motor Sport Bund e.V.

Friday 23.5.2014 11:50

Nr	Team, Car, Driver, Nat	Top speed
24	Reiter Engineering, Chevrolet Camaro GT von Thurn und Taxis Albert , DEU Enge Tomas , CZE	257,95 km/h
2	Callaway Competition, Corvette Z06.R GT3 Assenheimer Patrick , DEU Alessi Diego , ITA	252,91 km/h
1	Callaway Competition, Corvette Z06.R GT3 Keilwitz Daniel , DEU Gavin Oliver , GBR	252,02 km/h
18	Callaway Competition, Corvette Z06.R GT3 Seiler Toni , CHE Bleekemolen Jeroen , NLD	251,72 km/h
21	BKK Mobil Oil Zakspeed, Mercedes-Benz SLS AMG GT3 Ludwig Luca , DEU Day Alon , ISR	249,04 km/h
17	Callaway Competition, Corvette Z06.R GT3 Lips Remo , CHE Marioneck Lennart , DEU	249,04 km/h
22	ROWE Racing, Mercedes-Benz SLS AMG GT3 Bastian Nico , DEU Alguersuari Jaime , ESP	248,98 km/h
26	H.T.P. Motorsport, Mercedes-Benz SLS AMG GT3 Buhk Maximilian , DEU Götz Maximilian , DEU	248,35 km/h
23	ROWE Racing, Mercedes-Benz SLS AMG GT3 Seyffarth Jan , DEU Engel Maro , DEU	246,98 km/h
27	H.T.P. Motorsport, Mercedes-Benz SLS AMG GT3 Stolz Luca , DEU Frentzen Heinz-Harald , DEU	245,74 km/h
9	TONINO Team Herberth, Porsche 911 GT3 R Scholze Florian , DEU Jöst Dominik , DEU	245,29 km/h
5	Farnbacher Racing, Porsche 911 GT3 R Farnbacher Mario , DEU Morcom Nathan , AUS	245,12 km/h
6	Farnbacher Racing, Porsche 911 GT3 R Frommenwiler Philipp , CHE Asch Sebastian , DEU	245,01 km/h
7	TONINO Team Herberth, Porsche 911 GT3 R Handlos Herbert , AUT Renauer Alfred , DEU	244,51 km/h



ADAC GT Masters

Vmax list Free Practice 2

Provisional



Lausitzring, Length: 3442 m

Air temperature: 28.7°C

Track temperature: 41.0°C

Weather condition: Dry

DMSB Reg. Nr.: 153/14
Deutscher Motor Sport Bund e.V.

Friday 23.5.2014 11:50

Nr	Team, Car, Driver, Nat	Top speed
19	PIXUM Team Schubert, BMW Z4 GT3 Hürtgen Claudia , DEU Baumann Dominik , AUT	244,39 km/h
3	GW IT Racing Team Schütz Motorsport, Porsche 911 GT3 R Ragginger Martin , AUT van Lagen Jaap , NLD	242,68 km/h
14	MRS GT-Racing, McLaren MP4-12C GT3 Spengler Florian , DEU Asmer Marko , EST	242,41 km/h
20	PIXUM Team Schubert, BMW Z4 GT3 Sandritter Max , DEU Klingmann Jens , DEU	241,97 km/h
100	kfzteile24 APR Motorsport, Audi R8 LMS ultra Stoll Florian , DEU Dobitsch Daniel , AUT	241,32 km/h
4	GW IT Racing Team Schütz Motorsport, Porsche 911 GT3 R Wossos Antonios , GRC Nathan Wolf , NLD	241,32 km/h
8	TONINO Team Herberth, Porsche 911 GT3 R Renauer Robert , DEU Siedler Norbert , AUT	241,16 km/h
10	Prosperia C. Abt Racing, Audi R8 LMS ultra van der Linde Kelvin , ZAF Rast Rene , DEU	240,13 km/h
11	Prosperia C. Abt Racing, Audi R8 LMS ultra Hamprecht Fabian , DEU Thiim Nicki , DNK	239,55 km/h
16	YACO Racing, Audi R8 LMS ultra Frey Rahel , CHE Geipel Philip , DEU	239,17 km/h
12	Prosperia C. Abt Racing, Audi R8 LMS ultra Ogier Sebastien , FRA Winkelhock Markus , DEU	237,27 km/h