

Formel ADAC

Result List Race 3

Provisional

Reg. Nr.: 0301.14.127

Sunday 11.5.2014 14:25



Circuit Zandvoort, Length: 4307 m

Air temperature: 10.1°C

Track temperature: 10.4°C

Weather condition: Wet

started : 14

classified : 10

not classified : 4

	Competitor Drivers	Sponsor Car	Laps	Total Time	Gap	Kph	Lap	Time	Kph
1	3 ADAC Berlin-Brandenburg e.V. M.Dienst(DEU)	ADAC Nordbaden e.V. Formel ADAC	11	26:03.438		109,1	11	2:00.514	128,7
2	7 Neuhauser Racing Team T.Zimmermann(DEU)	ADAC Württemberg Formel ADAC	11	26:05.692	2.254	108,9	3	2:01.008	128,1
3	2 ADAC Berlin-Brandenburg e.V. K.Schramm(DEU)	Formel ADAC	11	26:06.308	2.870	108,9	11	2:01.412	127,7
4	8 Neuhauser Racing Team M.Jensen(DEN)	Formel ADAC	11	26:09.140	5.702	108,7	3	2:01.759	127,3
5	10 Schiller-Motorsport N.Menzel(DEU)	Formel ADAC	11	26:10.632	7.194	108,6	3	2:02.645	126,4
6	14 Lotus J.Eriksson(SWE)	Formel ADAC	11	26:12.668	9.230	108,5	3	2:02.462	126,6
7	5 ADAC Berlin-Brandenburg e.V. P.Hamprecht(DEU)	Formel ADAC	11	26:13.090	9.652	108,4	11	2:01.154	128,0
8	18 JBR Motorsport & Engineering D.Kolkmann(DEU)	Formel ADAC	11	26:21.604	18.166	107,8	3	2:05.791	123,3
9	4 ADAC Berlin-Brandenburg e.V. G.Maggi(CHE)	Formel ADAC	11	26:22.164	18.726	107,8	11	2:06.486	122,6
10	1 ADAC Berlin Brandenburg e.V. M.Günther(DEU)	Formel ADAC	10	26:16.161	1 LAP	98,4	10	2:01.486	127,6
not classified									
15	Lotus R.Boschung(CHE)	Formel ADAC	5	11:09.742	6LAPS	115,8	3	2:01.039	128,1
19	JBR Motorsport & Engineering I.Walilko(POL)	Formel ADAC	5	11:11.721	6LAPS	115,4	3	2:02.321	126,8
9	Schiller-Motorsport F.Schiller(DEU)	ADAC Nordrhein e.V. Formel ADAC	3	6:17.580	8LAPS	123,2	3	2:01.923	127,2
12	Lotus D.Marschall(DEU)	ADAC Nordbaden e.V. Formel ADAC							

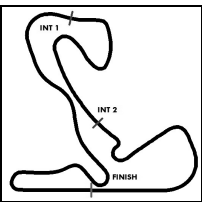
Fastest lap of the race. Car 3 driver on lap 11. Time 2:00.514, average speed 128,7 km/h.

Subject to final scrutineering!

Publications Time:

Clerk of the course:

Time Keeping:



Formel ADAC

Lap chart Race 3

Provisional

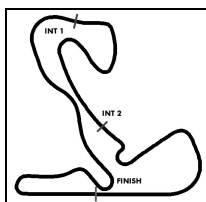


Circuit Zandvoort, Length: 4307 m

Sunday 11.5.2014 14:25

POS	1	2	3	4	5	6	7	8	9	10	11	12	13	14	15	16
LAP 1	7	3	5	15	8	2	9	1	18	19	10	14	4			
LAP 2	7	3	5	15	8	2	9	1	19	10	14	4	18			
LAP 3	7	3	5	15	8	9	2	1	19	10	14	18	4			
LAP 4	3	7	5	15	8	2	19	10	14	1	18	4				
LAP 5	3	7	5	15	8	2	19	10	14	1	18	4				
LAP 6	3	7	2	8	10	14	18	4	5	1'						
LAP 7	3	7	2	8	10	14	18	4	5	1'						
LAP 8	3	7	2	8	10	14	18	4	5	1'						
LAP 9	3	7	2	8	10	14	18	4	5	1'						
LAP 10	3	7	2	8	10	14	5	18	4	1'						
LAP 11	3	7	2	8	10	14	5	18	4							

. - PIT STOP ' - LAP BEHIND



Formel ADAC

Lap analysis Race 3

Provisional

Reg. Nr.: 0301.14.127

Sunday 11.5.2014 14:25



Circuit Zandvoort, Length: 4307 m

Air temperature: 10.1°C

Track temperature: 10.4°C

Weather condition: Wet

Lap	Time	SE1	SP1	SE2	SP2	SE3	SP3	TSP	Lap	Time	SE1	SP1	SE2	SP2	SE3	SP3	TSP
1	Maximilian Günther, DEU ,								theoretical besttime: 2:00.670								
1	2:14.554	1:05.215	156	31.762	169	37.577	195	158	6	5:45.431	55.438	157	4:09.562	163	40.431	168	198
2	2:02.077	53.505	166	31.266	169	37.306	193	202	7	2:24.671	54.331	164	33.532	100	56.808		183
3	2:01.863	52.957	165	31.099	170	37.807	195	199	8	2:44.925	1:08.287	159	47.432	114	49.206	184	
4	2:14.414	1:04.231	167	30.817	151	39.366	167	205	9	2:06.951	56.147	155	32.144	165	38.660	189	178
5	2:39.789	1:04.920	85	47.510	116	47.359	192	164	10	2:01.486	53.346	163	31.244	171	36.896	193	198

2	Kim Luis Schramm, DEU ,								theoretical besttime: 2:01.082								
1	2:13.026	1:03.918	158	31.765	170	37.343	193	152	7	2:57.717	1:17.740	102	50.471	116	49.506	165	169
2	2:02.197	53.871	161	31.006	170	37.320	193	188	8	2:55.878	1:16.700	101	48.409	104	50.769	160	153
3	2:02.965	53.360	164	31.742	153	37.863	190	198	9	2:56.383	1:15.433	98	48.081	116	52.869	189	152
4	2:06.010	53.259	166	31.021	141	41.730	144	200	10	2:01.965	53.698	165	30.963	156	37.304	193	195
5	2:46.457	1:10.435	89	44.845	131	51.177	192	138	11	2:01.412	53.191	166	30.949	164	37.272	191	198
6	2:02.298	54.404	162	30.619	169	37.275	175	183									

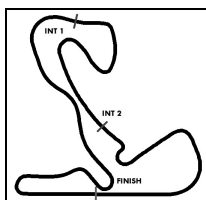
3	Marvin Dienst, DEU ,								theoretical besttime: 1:59.224								
1	2:09.388	1:01.236	163	30.838	163	37.314	194	156	7	2:58.911	1:19.723	82	49.936	123	49.252	166	158
2	2:00.525	52.736	167	30.925	169	36.864	195	195	8	2:55.760	1:17.517	90	48.326	103	49.917	177	133
3	2:01.250	52.508	161	31.375	171	37.367	193	203	9	2:57.405	1:16.287	94	47.696	104	53.422	191	144
4	2:06.270	52.370	165	32.026	109	41.874	170	202	10	2:00.959	53.132	161	30.897	171	36.930	194	197
5	2:50.145	1:13.602	92	43.474	110	53.069	194	159	11	2:00.514	52.929	160	30.804	172	36.781	194	195
6	2:02.311	52.202	167	30.241	171	39.868	168	195									

4	Giorgio Maggi, CHE ,								theoretical besttime: 2:06.452								
1	2:20.803	1:09.359	156	32.470	139	38.974	185	147	7	2:50.927	1:09.980	88	51.773	88	49.174	141	168
2	2:08.040	56.035	157	32.496	151	39.509	185	185	8	2:54.983	1:14.798	101	50.434	112	49.751	133	120
3	2:07.766	56.405	153	32.210	165	39.151	185	180	9	2:55.034	1:14.122	87	48.946	111	51.966	187	129
4	2:09.109	56.621	148	32.938	148	39.550	184	184	10	2:08.739	56.901	146	33.317	149	38.521	188	178
5	2:29.329	56.485	147	46.079	113	46.765	186	163	11	2:06.486	55.826	153	32.105	162	38.555	181	186
6	2:10.948	58.165	142	32.995	165	39.788	178	180									

5	Philip Hamprecht, DEU ,								theoretical besttime: 2:00.601								
1	2:10.583	1:01.977	160	31.003	166	37.603	193	152	7	2:33.680	54.226	147	50.279	95	49.175	122	193
2	2:01.533	53.951	164	30.662	168	36.920	193	194	8	2:55.559	1:14.615	89	51.613	96	49.331	149	131
3	2:01.214	53.221	162	30.812	167	37.181	192	200	9	2:53.426	1:13.175	96	50.000	105	50.251	185	125
4	2:06.968	53.430	161	31.111	143	42.427	184	201	10	2:04.918	55.633	154	32.114	167	37.171	191	186
5	2:48.824	1:12.728	90	43.960	116	52.136	193	170	11	2:01.154	53.576	159	30.860	169	36.718	193	199
6	2:35.231	1:26.192	156	31.471	167	37.568	192	199									

7	Tim Zimmermann, DEU ,								theoretical besttime: 2:00.566								
1	2:08.301	1:00.348	165	30.818	170	37.135	193	156	7	2:57.874	1:18.294	90	50.480	110	49.100	171	173
2	2:01.132	53.219	162	30.835	168	37.078	191	200	8	2:55.671	1:17.134	96	48.384	106	50.153	168	143
3	2:01.008	52.802	164	31.058	170	37.148	189	200	9	2:56.877	1:16.082	91	48.159	113	52.636	191	135
4	2:08.595	53.498	162	32.756	113	42.341	184	199	10	2:01.985	53.719	166	31.160	170	37.106	193	197
5	2:49.856	1:13.011	96	43.674	127	53.171	192	170	11	2:01.331	53.027	166	30.768	171	37.536	191	201
6	2:03.062	53.311	167	30.686	170	39.065	177	200									

8	Mikkel Jensen, DEN ,								theoretical besttime: 2:01.611								
1	2:12.576	1:03.732	162	31.027	169	37.817	189	156	7	2:57.318	1:16.885	90	50.775	119	49.658	158	154
2	2:02.072	54.056	163	30.940	168	37.076	189	195	8	2:55.728	1:16.087	98	49.093	123	50.548	154	159
3	2:01.759	53.595	165	30.976	166	37.188	189	198	9	2:55.625	1:15.042	85	48.411	96	52.172	188	152
4	2:07.443	54.004	164	31.545	137	41.894	140	197	10	2:03.071	54.242	164	31.360	168	37.469	188	196
5	2:46.485	1:10.351	90	44.773	137	51.361	191	142	11	2:02.430	54.013	161	31.060	169	37.357	188	197
6	2:04.633	54.899	155	31.389	167	38.345	154	198									



Formel ADAC

Lap analysis Race 3

Provisional



Circuit Zandvoort, Length: 4307 m

Air temperature: 10.1°C

Track temperature: 10.4°C

Weather condition: Wet

Reg. Nr.: 0301.14.127

Sunday 11.5.2014 14:25

Lap	Time	SE1	SP1	SE2	SP2	SE3	SP3	TSP	Lap	Time	SE1	SP1	SE2	SP2	SE3	SP3	TSP
9	Fabian Schiller, DEU ,								theoretical besttime: 2:01.606								
1	2:13.696	1:04.492	152	31.354	168	37.850	193	150	3	2:01.923	53.383	160	30.996	163	37.544	192	188
2	2:01.961	53.555	158	31.179	166	37.227	194	184									

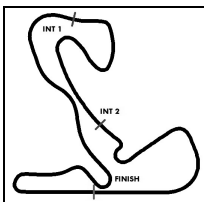
10	Nico Menzel, DEU ,								theoretical besttime: 2:01.977								
1	2:18.027	1:07.284	153	32.137	150	38.606	190	165	7	2:56.785	1:16.079	95	51.089	109	49.617	159	163
2	2:03.421	53.979	162	31.893	164	37.549	193	192	8	2:55.741	1:15.686	97	49.702	120	50.353	133	144
3	2:02.645	53.486	165	30.942	167	38.217	189	199	9	2:55.214	1:14.619	84	48.486	98	52.109	188	148
4	2:06.503	54.316	160	32.977	130	39.210	174	195	10	2:03.487	54.589	161	31.069		37.829	191	187
5	2:41.320	1:05.444	88	45.486	142	50.390	190	155	11	2:02.905	53.655	161	31.295	152	37.955	189	185
6	2:04.584	54.295	162	31.060	163	39.229	168	194									

14	Joel Eriksson, SWE ,								theoretical besttime: 2:02.423								
1	2:18.723	1:08.346	150	31.768	153	38.609	190	159	7	2:55.803	1:14.425	92	52.022	111	49.356	128	171
2	2:04.076	54.249	161	31.509	160	38.318	190	184	8	2:55.700	1:15.017	98	50.419	111	50.264	123	135
3	2:02.462	53.784	163	30.872	160	37.806	191	181	9	2:54.538	1:13.960	77	48.449	92	52.129	188	163
4	2:06.204	53.860	162	32.970	125	39.374	165	185	10	2:04.075	54.600	157	31.482	165	37.993	187	188
5	2:41.077	1:05.431	85	46.988	115	48.658	191	145	11	2:03.519	54.626	158	31.126	171	37.767	189	195
6	2:06.491	57.130	145	31.584	168	37.777	183	164									

15	Ralph Boschung, CHE ,								theoretical besttime: 2:00.805								
1	2:11.500	1:02.593	161	30.845	154	38.062	193		4	2:07.526	53.604	162	32.049	155	41.873	175	191
2	2:01.452	53.679	165	30.355	165	37.418	192	187	5	2:48.225	1:12.000	95	44.435	128	51.790	192	168
3	2:01.039	53.082	166	30.589	166	37.368	192	192									

18	David Kolkman, DEU ,								theoretical besttime: 2:04.778								
1	2:16.289	1:06.710	160	31.808	169	37.771	193	163	7	2:52.311	1:11.233	94	52.106	97	48.972	129	188
2	2:12.692	54.663	165	31.520	170	46.509	190	186	8	2:55.697	1:15.145	102	50.544	112	50.008	118	126
3	2:05.791	55.201	162	31.995	166	38.595	192	188	9	2:54.983	1:13.977	81	48.738	100	52.268	191	141
4	2:08.521	56.686	155	32.558	162	39.277	185	181	10	2:08.366	56.249	157	33.150	164	38.967	190	186
5	2:31.061	57.379	138	45.831	128	47.851	191	176	11	2:07.012	56.123	159	31.987	167	38.902	189	192
6	2:08.881	57.415	159	32.408	165	39.058	188	176									

19	Igor Walilko, POL ,								theoretical besttime: 2:02.321								
1	2:17.565	1:07.067	157	32.081	156	38.417	193	152	4	2:06.106	54.585	158	32.889	138	38.632	190	182
2	2:03.555	54.130	162	31.415	166	38.010	194	191	5	2:42.174	1:05.961	89	45.106	126	51.107	191	169
3	2:02.321	53.257	165	31.107	166	37.957	191	190									



Circuit Zandvoort, Length: 4307 m

Air temperature: 10.1°C

Track temperature: 10.4°C

Weather condition: Wet

Formel ADAC

Vmax list Race 3

Provisional

Reg. Nr.: 0301.14.127

Sunday 11.5.2014 14:25



Nr	Team, Car, Driver, Nat	Top speed
1	Mücke-Motorsport, Formel ADAC Günther Maximilian , DEU	205,21 km/h
3	Mücke-Motorsport, Formel ADAC Dienst Marvin , DEU	202,55 km/h
9	Schiller-Motorsport, Formel ADAC Schiller Fabian , DEU	201,53 km/h
7	Neuhauser Racing Team, Formel ADAC Zimmermann Tim , DEU	200,59 km/h
5	Mücke-Motorsport, Formel ADAC Hamprecht Philip , DEU	200,56 km/h
2	Mücke-Motorsport, Formel ADAC Schramm Kim Luis , DEU	200,07 km/h
10	Schiller-Motorsport, Formel ADAC Menzel Nico , DEU	198,64 km/h
8	Neuhauser Racing Team, Formel ADAC Jensen Mikkel , DEN	198,27 km/h
14	Lotus, Formel ADAC Eriksson Joel , SWE	194,95 km/h
15	Lotus, Formel ADAC Boschung Ralph , CHE	192,44 km/h
18	JBR Motorsport & Engineering, Formel ADAC Kolkmann David , DEU	192,21 km/h
19	JBR Motorsport & Engineering, Formel ADAC Walilko Igor , POL	190,54 km/h
4	Mücke-Motorsport, Formel ADAC Maggi Giorgio , CHE	185,60 km/h
12	Lotus, Formel ADAC Marschall Dennis , DEU	km/h